

Solano County

Crop and Livestock Report

• 71st Annual | 1949 - 2020 •



[SolanoCounty.com/AG](https://www.SolanoCounty.com/AG)

2020

Agriculture / Weights and Measures Staff

Agricultural Commissioner Sealer of Weights & Measures

Ed King

Assistant Agricultural Commissioner Sealer of Weights and Measures

Priscilla Yeane

Deputy Agricultural Commissioners/Sealers

Jose Antonio Aviña

Matthew Carl

Doug Echelberger

David Jagdeo

Linda Pinfold

Senior Agricultural Biologists/Inspectors

Cathy Blazy

Andrina Carlsen

Manny DeVera

Adam Thomas

Laura Tripp

Cody Zacharia

Agricultural Biologists/Inspectors

Samantha Benavente

Brad Cook

Chandler Jarreau-Legarda

A.J. Meinke

Silvia Mendoza-Villalovos

Alexander Nguyen

Matthew Perryman

Alexa Schieferecke

Agricultural Biologist/Inspector Trainee

Eli Boeck

Agricultural Aides

Oko Agovi, Shana Azani, Brandon Fuston,

Chris Geyer, Mark Fowler

Barry Sibert

Office Supervisor

Tanis Hicks

Office Assistants

Letitia Perkins

Shannon Sharp

Ashton Sturr

Table of Contents Page / Subject

1. Agricultural Commissioner's Letter
2. Value Summary
3. Top Ten Commodities
4. Feature Story: COVID, LNU, Drought
6. Fruit and Nuts
7. Vegetable Crops
8. Livestock and Poultry
9. Livestock and Poultry Products
10. Nursery Products
11. Apiary Products
12. Seed Crops
13. Field and Forage Crops
14. Sustainable Agriculture
16. Exports
17. Certified Farmers' Markets
18. Weights and Measures

ED KING

Agricultural Commissioner
Sealer of Weights and Measures

PRISCILLA YEANEY

Assistant Agricultural Commissioner
Sealer of Weights and Measures

**AGRICULTURAL COMMISSIONER
SEALER OF WEIGHTS AND MEASURES**



**SOLANO
COUNTY**

OFFICE LOCATION:

2543 Cordelia Road
Fairfield, CA 94534

MAILING ADDRESS:

675 Texas Street
Fairfield, CA 94533

Phone (707) 784-1310

Fax (707) 784-1330

www.solanocounty.com

To: Karen Ross, Secretary
California Department of Food and Agriculture
--and--
The Honorable Board of Supervisors
County of Solano

I am pleased to present the 2020 Solano County Crop and Livestock Report pursuant to sections 2272 and 2279 of the California Food and Agricultural Code. This report lists farm gate values only. Although processing capacity allows some growers to add or recapture value, this report is not a measure of profitability and does not account for the re-spending and support multipliers generated by agricultural production in the local economy.

The gross value of Solano County agricultural production in 2020 was \$357,159,000, representing a decrease of \$14,954,000, or 4% decline from 2019. This drop marks one of the steeper annual regressions in crop and livestock values during the past twenty years following downturns of the economic recession in 2009 (-14%) and drought in 2015 (-7%). The COVID-19 pandemic, reemerging drought conditions and devastating wildfires contributed to turbulent markets, supply chain disruptions, food service closures and crop losses—all of which affected crop and livestock values.

Almonds remained Solano's top grossing crop with a total value of \$50,700,000, although decreasing 8% in value from 2019. New bearing acreage came into production during the year lowering the total average yield and almond prices fell due to a statewide record harvest, global pandemic turmoil and ongoing trade issues. Processing Tomatoes again ranked second in value at \$38,078,000, an increase of 3% over 2019, based on strong yields and year-over-year price increases. Nursery Products ranked third in value at \$37,466,000, an increase of 20% above 2019, prompted by new interests in gardening incidental to COVID-19 stay-at-home orders. Cattle and Calves ranked fourth in value at \$36,069,000, a 2% reduction below 2019, influenced by lower pricing, market fluctuations and meatpacking plant slowdowns and closures. Alfalfa rounded out the top five crops of 2020 at \$26,142,000, decreasing nearly 4% due to slightly lower prices than the previous year.

I would like to express my sincere appreciation to all the farmers and ranchers who contributed vital data without which this report would not have been possible. I also thank our staff for their diligence and teamwork in compiling and producing this report.

This report, and all previous crop reports dating to 1949, along with information about the programs and services provided by the Solano County Department of Agriculture/Weights and Measures may be viewed online at www.SolanoCounty.com/AG.

Respectfully submitted,

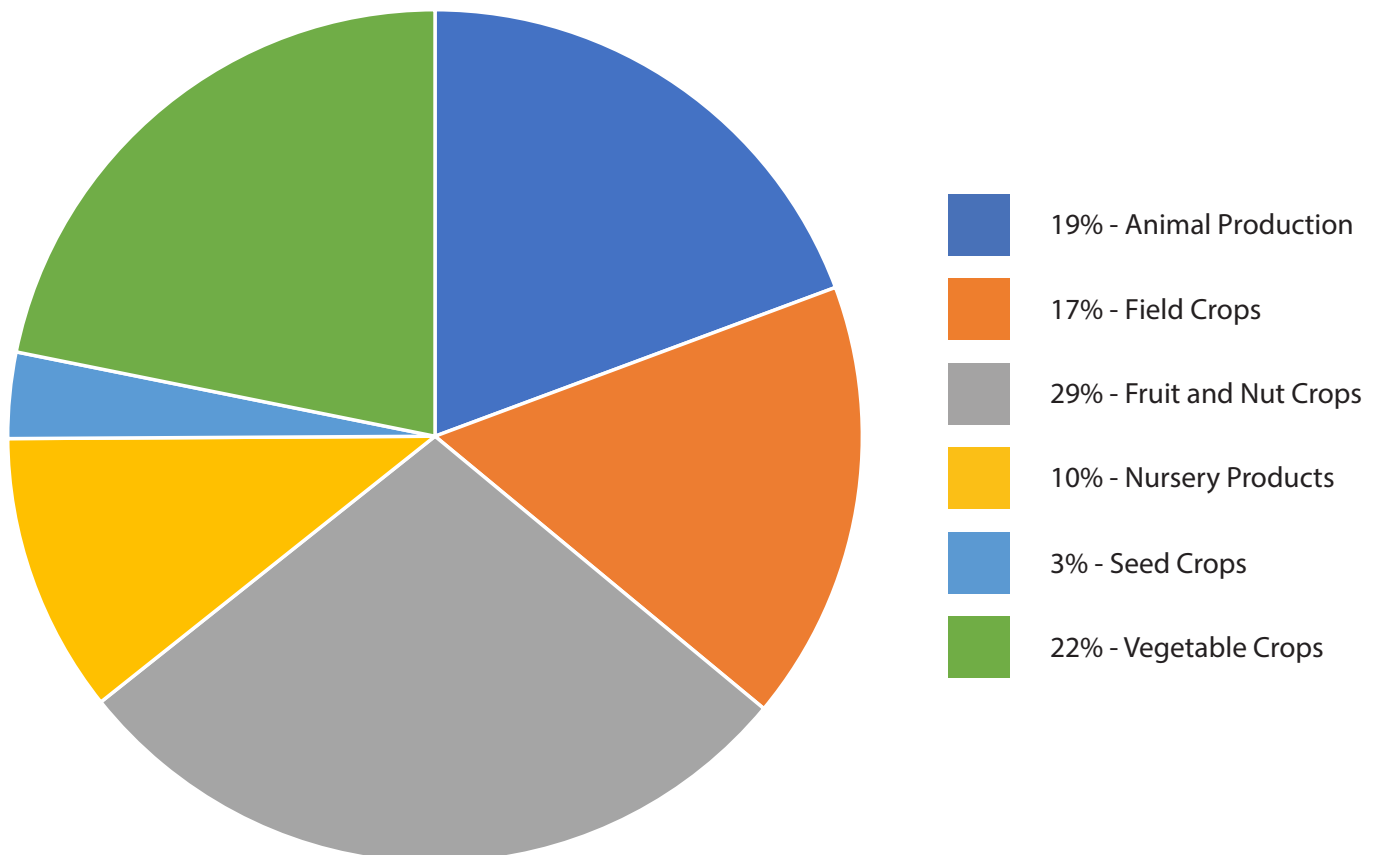
A handwritten signature in blue ink that reads "Ed King".

Ed King
Agricultural Commissioner/Sealer of Weights and Measures

Value Summary

YEAR	ANIMAL PRODUCTION	FIELD CROPS	FRUIT & NUT CROPS	NURSERY PRODUCTS	SEED CROPS	VEGETABLE CROPS	TOTAL VALUE
2020	\$67,601,000	\$58,939,000	\$104,643,000	\$37,466,000	\$11,493,000	\$77,017,000	\$357,159,000
2019	\$63,814,000	\$64,530,000	\$113,091,000	\$31,231,000	\$16,686,000	\$82,761,000	\$372,113,000
2018	\$60,497,000	\$71,140,000	\$93,360,000	\$43,248,000	\$28,720,000	\$74,750,000	\$371,715,000
2017	\$50,756,000	\$64,474,000	\$108,353,000	\$44,627,000	\$21,459,000	\$64,887,000	\$354,556,000
2016	\$37,259,000	\$59,006,000	\$127,228,000	\$39,754,000	\$16,478,000	\$67,447,000	\$347,172,000
2015	\$57,277,000	\$78,454,000	\$87,741,000	\$37,648,000	\$11,729,000	\$81,020,000	\$353,869,000
2014	\$62,387,000	\$98,672,000	\$86,624,000	\$35,594,000	\$16,900,000	\$78,468,000	\$378,645,000
2013	\$51,340,000	\$88,744,000	\$97,150,000	\$35,144,000	\$16,628,000	\$59,209,000	\$348,215,000
2012	\$63,425,000	\$84,604,000	\$87,368,000	\$32,707,000	\$17,680,000	\$56,911,000	\$342,695,000
2011	\$52,458,000	\$83,812,000	\$63,420,000	\$23,630,000	\$14,671,000	\$53,668,000	\$291,659,000
2010	\$46,011,000	\$57,072,000	\$54,874,000	\$23,352,000	\$14,391,000	\$63,698,000	\$259,398,000

2020 Value by Crop



Top 10 Commodities

COMMODITY	2020 CROP VALUE	2020 RANKING	2019 RANKING
Almonds	\$50,700,000	1	1
Tomatoes (Processing)	\$38,078,000	2	2
Nursery Products	\$37,466,000	3	4
Cattle and Calves	\$36,069,000	4	3
Alfalfa (Hay)	\$26,142,000	5	6
Walnuts	\$22,519,000	6	5
Grapes (Wine)	\$21,189,000	7	7
Sunflower (Seed)	\$10,482,000	8	8
Pollination	\$5,107,000	9	--
Prunes (Dried)	\$4,986,000	10	--

#1



Almonds

#2



Tomatoes

#3



Nursery

#4



Cattle

#5



Alfalfa/Hay

#6



Walnuts

#7



Wine Grapes

#8



Sunflower

#9



Pollination

#10



Prunes

COVID-19 pandemic, LNU Lightning Complex Fire and

drought -- Impacts to Solano County farmers and ranchers:


The COVID-19 pandemic, drought and wildfires presented Solano farmers and ranchers with compounding challenges in 2020. In March, the COVID-19 outbreak abruptly began to exert wide-ranging and unprecedented influences on local agricultural systems. In June, the U.S. Department of Agriculture declared Bay Area and Sacramento Valley counties, including Solano, disaster areas due to emerging drought conditions. And, to exacerbate matters, in August lightning strikes ignited the Hennessey Fire which merged into what became the LNU Lightning Complex Fire and burned 42,000 acres in the county making it the largest recorded fire in Solano history.

The COVID-19 pandemic broadly impacted all sectors of Solano's diverse agricultural community in ways few other challenges have. State of emergency and stay-at-home orders forced school, food service and hospitality industry closures causing a sudden rise in unemployment as well as a sweeping transition to a new telecommuting workforce. These extraordinary changes disrupted long established agricultural supply chains and market outlets. Growers rushed to implement new safety precautions and social distancing measures for agricultural workers while contending with personal protective equipment shortages. Federal, State and local orders all deemed agriculture an essential industry and despite obstacles and restrictions, farmers, ranchers, agricultural processors and shippers persevered to uphold the food system during a time of greatest need.

While shelter-at-home directives hampered or stalled some agricultural sectors, others thrived. New interest in locally sourced food helped some small farms fill sales gaps created by farmers' market, restaurant and institutional closures. Community supported agricultural farms in the county reached subscription capacities as the public sought food security directly from local growers. In addition to typical weekly produce box pick up locations, some CSAs also started home delivery services catering to customers who preferred to minimize travel during the pandemic.

The nursery industry likewise prospered during the year. Following a sharp decline in plant and landscaping sales when COVID-19 restrictions went into place, nurseries experienced an upswing in business as home-bound residents took to their yards and gardens both as a recreational outlet and for their own sustenance. Accordingly, nursery production gross sales figures increased 20% above 2019 totals.

The pandemic forced local wineries to cancel events and close tasting rooms before restrictions eased to eventually allow for limited outdoor seatings. If navigating these unique circumstances wasn't challenging enough for grape growers and vintners, August brought wildfires, smoky skies and areawide emergency evacuations just as a promising harvest was getting underway. As fires burned relentlessly throughout northern California into September, smoke taint of wine grapes became another troubling issue to contend with. Although testing for smoke taint revealed low levels of smoke compounds in local grapes and some growers reported wineries rejecting grapes, Solano vintners supported local producers and the issue did not manifest as severely here as in other regions. Proving resilient in the face of adversity, Solano wine grape production increased 2,000 tons, nearly 10%, above 2019 harvest totals, in contrast to the overall statewide crush which declined 13.8% from 2019.



Did you know that pandemic shopping sprees spurred domestic nut sales, including almonds, as consumers looked for shelf stable products.

Solano's almond harvest grew 18% to 14,000 tons in 2020. An additional 4,300 acres of bearing trees entered production during the year securing almonds' lead as the county's top grossing crop for a second consecutive year. The local walnut harvest also increased, growing 5% over the previous year totaling 19,600 tons. These increases contributed to record statewide crops for both commodities, but large harvest volumes coupled with pandemic market shifts and ongoing global trade instability led to steep price declines with almonds and walnuts both down 22% from the previous year. Pandemic shopping sprees spurred domestic nut sale increases as consumers

sought to stock up on shelf stable products. Supply chain mechanization also aided this sector in weathering pandemic impacts, although COVID-19 safety precautions ended the popular use of bulk bin nut sales in stores forcing growers and packers to rethink retail packaging options.

The livestock industry bore a significant brunt of COVID-19 trauma. Meatpacking plants throughout the country confronted virus infections in their workforces causing facilities to slow operations and in some cases temporarily close leading to sharp reductions in system capacity. With plants stalled and closed, ranchers could not move cattle to market creating supply backlogs and pricing fluctuations. Fortunately, by mid-summer bottlenecks in the processing chain were partially alleviated and prices rebounded, although not to pre-pandemic levels. Sheep ranchers and processors faced precipitous drops in demand for lamb as restaurant and food service industries closed. Correspondingly, prices decreased during the early phases of the pandemic before gradually rebounding later in the year.

Processing tomato plantings started in spring as the initial stages of the pandemic were unfolding. To keep pace with planting schedules transplanting tractors were quickly modified with plexiglass dividers between planters' seats to ensure COVID-safe working conditions. Plantings proceeded on schedule and harvest volumes exceeded recent years' yields. Non-perishable

canned tomato product sales increased during the pandemic—highlighting the critical role local processing facilities serve in supporting domestic food systems.

The U.S. Department of Agriculture provided pandemic relief to farmers and ranchers through the newly created Coronavirus Food Assistance Program. Solano producers benefited from over \$17 million in direct payment assistance helping offset pandemic-induced market disruptions and price declines. In partnership with the California Department of Food and Agriculture and State Office of Emergency Services, the Agriculture Department distributed 78,500 surgical masks, 17,250 N95 respirators, 4,500 cloth masks, 9,250 pairs of gloves and 200 bottles of hand sanitizer to farmers, ranchers and agricultural processors to help protect the local agricultural workforce in confronting the pandemic. Bilingual Agricultural Biologists also conducted four COVID-19 safety trainings with 95 agricultural workers.

Following a drier than normal spring, in July the U.S. Drought Monitor indicated the county was in severe drought. Late spring rains and local reservoir carry-over storage sustained irrigation supplies for the summer, but persisting dry conditions set the stage for an extended fire season to come. In mid-August, the Hennessy and Markley Fires moved into Solano causing widespread damage in the county's Western Hills and Pleasants, Vaca and Lagoon Valley agricultural regions. Ranches, orchards, vineyards and apiaries suffered devastating crop and infrastructure losses as the fire rapidly burned through the area.

During the fire emergency farmers and ranchers were initially prevented from entering evacuation areas. County Agricultural Biologists coordinated with the Office of Emergency Services to issue agriculture verification passes to producers allowing them to access closed areas to tend to crops and livestock. As emergency response efforts shifted to recovery, the Agriculture Department cooperated with local USDA Farm Service Agency and Natural Resources Conservation Service staff to connect affected farmers and ranchers with assistance resources.

While some producers and areas may be years in recovery due to hardships imposed by the pandemic, drought and fires, local agriculture persevered through these varied challenges and turbulent times producing robust harvests, sustaining food supplies and largely maintaining a degree of economic stability. Almond, walnut, tomato, wine grape, nursery and sunflower crops exceeded or were consistent with recent years' yields and cattle and sheep production remained comparable with past head counts. Some small farms even experienced record years as local demands surged. The ability to withstand and ultimately prevail through the unprecedented circumstances of 2020 is testament to the enduring value and importance of Solano's agricultural diversity.



The Solano County Department of Agriculture, in partnership with the California Department of Food and Agriculture and State Office of Emergency Services, distributed the following to farmers and ranchers during the pandemic:

- 200** Bottles of Hand Sanitizer
- 4,500** Cloth Facemasks
- 9,250** Pairs of Surgical Gloves
- 17,250** N95 Respirator Masks
- 78,500** Surgical Masks

Fruit and Nuts

CROP	YEAR	BEARING ACRES	PRODUCTION		UNIT	VALUE	
			PER ACRE	TOTAL		PER UNIT	TOTAL
Almonds (meats)	2020	18,300	0.77	14,100	Ton	\$3,590	\$50,700,000
	2019	14,000	0.86	12,000	Ton	\$4,600	\$55,312,000
Total Grapes ¹	2020	4,000	5.60	22,400	Ton		\$21,189,000
	2019	3,730	5.48	20,400	Ton		\$21,587,000
Red Varieties	2020			11,600	Ton	\$1,130	\$13,130,000
	2019			11,900	Ton	\$1,230	\$14,644,000
White Varieties	2020			10,800	Ton	\$745	\$8,059,000
	2019			8,520	Ton	\$815	\$6,943,000
Olives ²	2020	288	1.15	332	Ton	\$3,940	\$1,309,000
	2019	220	1.41	308	Ton	\$2,360	\$727,000
Prunes (dried)	2020	1,690	2.16	3,640	Ton	\$1,370	\$4,986,000
	2019	1,260	2.11	2,510	Ton	\$1,660	\$4,153,000
Walnuts	2020	10,720	1.82	19,600	Ton	\$1,150	\$22,519,000
	2019	10,610	1.75	18,600	Ton	\$1,480	\$27,492,000
Miscellaneous ³	2020	700					\$3,940,000
	2019	880					\$3,820,000
TOTAL Fruit & Nut Crops	2020	35,698					\$104,643,000
	2019	30,720					\$113,091,000



Figures may not add due to rounding.

1) Includes acreage not harvested or sold.

2) Value per unit based on oil value.

3) Includes almond hulls, apples, apricots, blackberries, cherries, citrus, figs, grapes (table), kiwi, nectarines, peaches, pears, persimmons, pistachios, plums, pomegranates and strawberries.

NON-BEARING ACRES FOR NUTS AND OLIVES	
Almond	6,150 acres
Walnut	1,700 acres
Olive	245 acres




Vegetable Crops

CROP	YEAR	HARVESTED ACREAGE	PRODUCTION		UNIT	VALUE	
			PER ACRE	TOTAL		PER UNIT	TOTAL
Tomatoes (Processing)	2020	9,650	50.90	491,000	Ton	\$77.60	\$38,078,000
	2019	10,400	47.10	490,000	Ton	\$75.70	\$37,041,000
Vegetables	Processing ¹	2020	1,100				\$2,657,000
		2019	1,460				\$3,390,000
	Fresh ²	2020	1,100				\$36,282,000
		2019	884				\$42,330,000
Total Vegetable Crops	2020	11,850					\$77,017,000
	2019	12,700					\$82,761,000

Figures may not add due to rounding.

1) Includes cucumbers (pickling), onion and peppers.

2) Includes beans, brassicas, carrot, corn, cucumber, endive, garlic, herbs, leafy greens, melons, mushrooms, onions, peas, peppers, pumpkins, root vegetables, salad greens, sprouts, squash, sweet corn, tomatoes, tubers and watermelon.



Livestock and Poultry

ITEM	YEAR	NUMBER OF HEAD	TOTAL LIVE WEIGHT	UNIT	VALUE	
					PER UNIT	TOTAL
Cattle and Calves ¹	2020	25,200	294,000	Cwt.	\$123	\$36,069,000
	2019	23,200	274,100	Cwt.	\$135	\$36,967,000
Sheep and Lambs ²	2020	40,000	40,000	Cwt.	\$97	\$3,880,000
	2019	43,700	45,500	Cwt.	\$96	\$4,386,000
Miscellaneous ³	2020	1,091,000				\$1,368,000
	2019	1,131,000				\$1,173,000
Total Livestock and Poultry	2020	1,156,200				\$41,317,000
	2019	1,198,000				\$42,526,000

Figures may not add due to rounding.

1) Includes beef stocker gain value, dairy calves, dairy yearlings, dairy replacement heifers, and dairy cull cows.

2) Includes feeder lamb gain.

3) Includes goats and poultry (chickens, doves, geese and turkeys).



Livestock and Poultry Products

ITEM	YEAR	PRODUCTION	UNIT	VALUE	
				PER UNIT	TOTAL
Eggs, Chicken	2020	82,400	Dozen	\$3.94	\$324,000
	2019	45,700	Dozen	\$5.93	\$271,000
Wool	2020	53,600	Pound	\$1.78	\$105,000
	2019	63,500	Pound	\$3.15	\$200,000
Miscellaneous ¹	2020				\$20,016,000
	2019				\$16,167,000
Total Livestock and Poultry Products	2020				\$20,445,000
	2019				\$16,638,000

Figures may not add due to rounding.

1) Includes alpaca fiber, goat milk and market milk.



Nursery Products

ITEM	YEAR	ACREAGE	TOTAL VALUE
Nursery Stock ¹	2020	1,235	\$37,115,000
	2019	1,330	\$30,686,000
Propagative Stock ²	2020	53	\$351,000
	2019	83	\$545,000
Total Nursery Production	2020	1,288	\$37,466,000
	2019	1,410	\$31,231,000

Figures may not add due to rounding.

1) Includes christmas trees, cut flowers, greenhouse plants, herbaceous and woody ornamentals and turf.

2) Includes grafted grapevines, grapevine rootstock, grapevine cuttings, and propagated fruit and nut trees.



Apiary Products

ITEM	YEAR	PRODUCTION	UNIT	VALUE	
				PER UNIT	TOTAL
Apiary Products ¹	2020				\$732,000
	2019				\$1,431,000
Pollination ²	2020	35,000	Colony	\$129	\$5,107,000
	2019	27,000	Colony	\$119	\$3,219,000
Total Apiary Production	2020	35,000			\$5,839,000
	2019	27,000			\$4,650,000

Figures may not add due to rounding.

1) Apiary products include beeswax, honey, honeycomb, packaged bees and queen bees.

2) Value based on acreage of crops requiring bees for pollination and number of colonies required for adequate pollination. Colony fee varies by crop. Crops pollinated include almond, asparagus, cherry, cucumber, melon, onion, prune, pumpkin, squash, sunflower, vine seed and watermelon.



Seed Crops

CROP	YEAR	HARVESTED ACREAGE	PRODUCTION		UNIT	VALUE		
			PER ACRE	TOTAL		PER UNIT	TOTAL	
Sunflower	2020	6,610	1,600	10,588,000	Pound	\$0.99	\$10,482,000	
	2019	7,750	1,340	10,606,000	Pound	\$1.48	\$15,666,000	
Miscellaneous ¹	2020	931						\$1,011,000
	2019	370						\$1,020,000
Total Seed Crops	2020	7,541						\$11,493,000
	2019	8,120						\$16,686,000

Figures may not add due to rounding.

1) Includes asparagus, bean, corn, cucumber, melon, onion, squash, wheat and watermelon.



Field and Forage Crops

CROP	YEAR	HARVESTED ACREAGE	PRODUCTION		UNIT	VALUE		
			PER ACRE	TOTAL		PER UNIT	TOTAL	
Beans, Dry	2020	2,450	1.40	3,400	Tons	\$1,010	\$3,453,000	
	2019	2,490	1.09	2,700	Tons	\$1,106	\$3,003,000	
Corn (Grain)	2020	2,920	5.56	16,200	Tons	\$171	\$2,780,000	
	2019	3,970	5.04	20,000	Tons	\$151	\$3,017,000	
Hay	Alfalfa	2020	25,500	5.42	138,000	Tons	\$189	\$26,142,000
		2019	25,600	5.46	140,000	Tons	\$194	\$27,159,000
	Grain	2020	2,350	3.16	7,400	Tons	\$146	\$1,085,000
		2019	2,500	3.21	8,000	Tons	\$160	\$1,288,000
	Ryegrass	2020	5,390	3.10	16,700	Tons	\$142	\$2,367,000
		2019	5,570	2.52	14,000	Tons	\$92	\$1,290,000
	Sudangrass	2020	3,780	3.62	13,700	Tons	\$145	\$1,981,000
		2019	3,930	3.64	14,300	Tons	\$143	\$2,042,000
Grass/Forage	2020	3,880	2.29	8,900	Tons	\$140	\$1,244,000	
	2019	3,760	2.88	10,800	Tons	\$140	\$1,513,000	
Safflower	2020	2,840	1.16	3,300	Tons	\$449	\$1,482,000	
	2019	5,320	1.06	5,640	Tons	\$421	\$2,375,000	
Triticale	2020	6,810	2.18	14,850	Tons	\$164	\$2,439,000	
	2019	5,090	2.82	14,400	Tons	\$151	\$2,171,000	
Wheat	2020	10,100	2.85	28,700	Tons	\$159	\$4,563,000	
	2019	15,490	2.66	41,200	Tons	\$141	\$5,825,000	
Miscellaneous ³	2020	6,290						\$4,768,000
	2019	10,400						\$8,498,000
Pasture Acreage					Value Per Acre			
Irrigated ¹	2020	18,300				\$116	\$2,130,000	
	2019	19,500				\$117	\$2,259,000	
Rangeland ²	2020	187,700				\$24	\$4,505,000	
	2019	189,000				\$22	\$4,090,000	
Total Field Crops	2020	278,310					\$58,939,000	
	2019	293,000					\$64,530,000	

Figures may not add due to rounding.

1) Acreage from 2020 permit data.

2) Calculated using data from California Department of Conservation 2016-2018 Land Use Conversion Report.

3) Includes barley, barley silage, corn silage, oat grain, safflower grain (bird seed), sorghum/milo, straw and sunflower oil.

SUSTAINABLE AGRICULTURE



Barry Sibert, an Agriculture Aide, services a European Grapevine Moth trap.



Pest exclusion is the first line of defense to prevent detrimental, non-native pests from entering the county. In 2020, a total of 457 premise visits occurred at shipping terminals, nurseries, and residences. During these visits 2,002 shipments of plant material, seed, and household goods were inspected. A total of 17 shipments were rejected for live pests, material not properly certified, or improper container markings. Rejected plant material is returned to the shipper, reconditioned and released, or destroyed.

Department personnel inspected 11 production nurseries, encompassing 1,572 acres for pests and diseases. Local nurseries produce a variety of nursery stock, including ornamental plants, sod (turfgrass), vegetable plants, and fruit trees, for sale within California as well as to other states and countries.

Pest detection is Solano County's second line of defense against the introduction and

spread of insect pests of concern. Insect traps are placed throughout the county and monitored for early detection of pests. In 2020, 22,320 inspections were conducted on a total of 2,712 traps.

Beginning in June 2020, 127 pest detection traps were deployed throughout the city of Benicia and along the Benicia seaport for the detection of four different types of defoliation moths not known to occur in the United States: Asian gypsy moth (*Lymantria dispar*), rosy moth (*Lymantria mathura*), nun moth (*Lymantria monacha*), and the Siberian silk moth (*Dendrolimus superans sibiricus*).

These pests have a broad host range and have the potential to cause serious defoliation and deterioration of trees and shrubs if allowed to establish. Pest detection traps are placed along the Benicia seaport due to the number of ships that arrive there from various locations.

The Pierce's Disease Control

Program works to prevent the spread of the glassy-winged sharpshooter into Solano County, which is the main insect vector of Pierce's Disease. In 2020, Department personnel inspected 533 shipments of nursery stock arriving from infested counties in California.

The Sudden Oak Death program

prevents the spread of the disease caused by the pathogen *Phytophthora ramorum*. Department personnel conducted 46 inspections at 9 production shipping nurseries.

The Phytosanitary Certification

Program ensures that plants and plant commodities shipped to other states or foreign countries are free from injurious pests. Solano County personnel performed 812 phytosanitary field inspections on 7,137 acres of seed crops.



False Yellowhead

Noxious Weed Eradication.

False Yellowhead, *Dittrichia viscosa*, is a State-listed noxious weed originating from the south Mediterranean, first found in western Solano County in 2014. This was the first documented sighting in California and has since been observed in San Francisco County as well. *D. viscosa* is a world-wide weed of concern that proliferates in disturbed landscapes such as roadsides and burn sites. It is a threat to Solano County's unique biodiversity and is toxic to livestock. The Agriculture Department, in cooperation with Caltrans, has established an eradication project area between Vallejo and Fairfield. It is imperative that early detection and treatment efforts eradicate *D. viscosa* before populations become established and increasingly difficult to control.



Mysterious seed packets from

China. A surreal 2020 turned even more bizarre in late July when a sudden barrage of unsolicited seed shipments from overseas began to arrive in California and many other states. Following an early alert from the Farm Bureau, the County issued a press release asking residents to contact the Agriculture Department if they receive mysterious seed packets in the mail. Soon after, Agricultural Biologists were tracking down reports of unwelcome packages arriving in mailboxes throughout the county. Over the course of the next few weeks Biologists cooperated with residents to collect nearly 80 packages of seed, most of which appeared

to originate from China. All packages were forwarded to the U.S. Department of Agriculture for safe disposal. Later investigation determined that the unsolicited shipments contained an assortment of vegetable and flower seed and were not a threat to agriculture, but rather the packages were sent as part of an internet "brushing scam" intended to boost sellers' e-commerce sales. Early detection and rapid response are the most effective ways to prevent costly invasive species eradication efforts. Thanks to a cooperative public response and quick action by county agriculture departments this potential threat was stopped before it may have become a more serious problem.

Target Pest	Hosts	No. of Traps	No. of Trap Servicings
ASIAN CITRUS PSYLLID	Ornamental/Nursery	294	879
EUROPEAN GRAPEVINE MOTH	Vineyards	381	3,364
GLASSY-WINGED SHARPSHOOTER	Nursery/Urban Plants	796	7,674
GYPSY MOTH	Shade Trees	240	1,172
JAPANESE BEETLE	Turf/Roses	207	762
LIGHT BROWN APPLE	Nursery/Urban	175	1,176
MEDITERRANEAN FRUIT FLY	Fruit Trees	231	2,516
MELON FLY	Vegetables	88	978
ORIENTAL FRUIT FLY	Fruit Trees	86	897
OTHER FRUIT FLIES	Fruit Trees/Vegetables	88	2,023
ASIAN GYPSY MOTH	100+ Botanicals	72	498
ROSY MOTH	Deciduous Trees	18	127
NUN MOTH	Coniferous/Deciduous Trees	18	127
SIBERIAN SILK MOTH	Coniferous Trees	18	127

Exports



In 2020, the Solano County Agricultural Department issued 806 Federal Phytosanitary Certificates for commodities bound for export markets in 41 countries, including:

- | | | |
|--------------------|-----------------------------|---------------------|
| Afghanistan | France | Mexico |
| Argentina | French Southern Territories | Morocco |
| Australia | Germany | Philippines |
| Austria | Hong Kong | Russian Federation |
| Belgium | India | Sierra Leone |
| Bulgaria | Indonesia | Singapore |
| Canada | Ireland | Spain |
| China | Israel | Switzerland |
| Colombia | Italy | Taiwan |
| Dominican Republic | Japan | Thailand |
| Egypt | Jordan | Trinidad and Tobago |
| Ethiopia | Korea, Republic of | Turkey |
| Fiji | Lebanon | United Kingdom |
| Finland | Lithuania | |

Certified Farmers' Markets



Certified Farmers' Markets allow producers of agricultural commodities to sell directly to the public. Anyone who wishes to sell at a certified farmers' market must obtain a Certified Producers Certificate from the Agricultural Commissioner in the county where the commodity was grown. Certificates were issued to 33 producers and 7 Farmers' Markets in 2020 by the Agricultural Commissioner's Office to market local and regional produce in Solano County. The list below contains the current Certified Farmers' Markets in Solano County along with their 2021 scheduled market times.

Benicia Certified Farmers' Market

Time: Thursdays from 4 p.m. - 8 p.m.
Months of Operation: April through October
Location: First Street between B & D Streets, Benicia

Fairfield Certified Farmers' Market

Time: Thursdays from 3 p.m. - 7 p.m.
Months of Operation: April through October
Location: Solano County Lawn, Texas and Jefferson Streets, Fairfield

Vacaville Certified Farmers' Market

Time: Saturdays from 8 a.m. - 12 p.m.
Months of Operation: April through October
Location: Creek Walk Plaza at Andrews Park, Vacaville

Vallejo Certified Farmers' Market

Time: Saturdays from 8:30 a.m. - 2 p.m.
Months of Operation: Year Round
Location: 400 Georgia Street (at Georgia and Marin Streets), Vallejo

Kaiser Vallejo Certified Farmers' Market

Time: Fridays from 10 a.m. - 2 p.m.
Months of Operation: Year Round
Location: 975 Sereno Drive, Vallejo



Weights and Measures



Ensuring you get what you pay for, since 1850

As the COVID-19 pandemic health emergency raced across the globe in 2020, our favorite restaurants closed their doors and grocery stores became more necessary than ever before. While takeout and delivery surely increased, many Americans turned to their kitchens for every meal. Demand for fresh food soared, and fruits and vegetables made their way across the check-out scale right in front of your eyes.

From prepackaged meats to fresh fruit and veggies, weights and measures laws touch every sale at your local grocer. Thanks to uniform packaging and labeling laws and annual weights and measures inspections, you can make value comparisons between products and trust your receipt. Look for an official county weights and measures seal on the scale the next time you are at the grocery store—ensuring you get the quantity you pay for.

Measuring Devices	Inspected	Compliance
Retail Motor Fuel Meters	4,439	97%
Submeter - Electric, Vapor, Water	677	91%
Retail Water Meters	99	99%
LPG Meters	54	91%
Fabric, Cordage, Wire Meters	42	92%
Taxi Meters, Odometers	92	100%
CNG Meters	2	100%
Misc. Measuring Devices	22	95%
Devices Inspected	5,427	
Average Compliance	96%	

Weighing Devices	Inspected	Compliance
Computing, Counter Scales	955	92%
Cranes, Hanging, Hopper Scales	14	100%
Dormant/Portable Platform Scales	66	97%
Vehicle Scales	67	95%
Livestock and Animal Scales	23	96%
Railway	1	100%
Monorail	3	100%
Misc. Weighing Devices	8	100%
Devices Inspected	1,137	
Average Compliance	93%	









SOLANO COUNTY
Department of Agriculture,
Weights and Measures

2543 Cordelia Road
Fairfield, California 94534
(707) 784-1310
www.SolanoCounty.com/Ag