

COUNTY OF SOLANO

FINAL BUDGET



Simona P. Scholtens, CPA
Auditor-Controller

Simona P. Scholtens



Michael D. Johnson
County Administrator

Michael D. Johnson

Acknowledgements:

We would like to express our appreciation to Sheila Turgo, Deputy Auditor-Controller; Phyllis Taynton, Assistant Auditor-Controller; Quang Ho, Assistant CAO; Ryan Wold, Systems Accountant; and Dorothy Lambrecht, Office Coordinator, for their outstanding support in the preparation of this document.

Fiscal Year 2006/07

County of Solano Final Budget Live, Learn, Work and Play

Mission

The mission of the County of Solano is to serve the people and to provide a safe and healthy place to live, learn, work and play

Vision

The County of Solano will be locally and nationally recognized for its partnerships and leadership in providing innovative, effective and fiscally responsible services that result in the highest quality of life for its residents

Core Values

The County of Solano values . . .

- **Integrity:** Be open and honest, ethical and fair
- **Dignity:** Treat all persons with respect
- **Excellence:** Provide quality, integrated, sustainable and innovative public services
- **Accountability:** Take ownership, be fiscally responsible and result-driven

Board of Supervisors

Three-Year Goals

- Improve the lives of children and their families
- Improve the health and well being of those who live and work here
- Maintain a safe community
- Promote agriculture and support responsible land use and economic development
- Invest resources in and for the future
- Increase organizational effectiveness, efficiency and communication

COUNTY OF SOLANO

FINAL BUDGET

Solano County Board of Supervisors



John M. Vasquez
Chairman
District 4



Mike Reagan
Vice-Chairman
District 5



Barbara Kondylis
District 1



John Silva
District 2



Duane Kromm
District 3

Fiscal Year 2006/07

Table of Contents

TABLE OF CONTENTS

ORGANIZATIONAL CHART	1
DEPARTMENT HEAD LISTING	2
BUDGET CONSTRUCTION & LEGAL REQUIRE	3
GLOSSARY OF BUDGET TERMS & ACRONYMS	11
GENERAL BUDGET INFORMATION	19
POSITION ALLOCATION LIST	45
SUMMARY BUDGET SCHEDULES	71

GENERAL GOVERNMENT & SUPPORT SERVICES

1000 Board of Supervisors	121
1100 Administration	122
1101 General Revenue	123
1103 Employee Development & Recognition	124
1117 General Services	139
1150 Assessor/Recorder	125
1200 Auditor-Controller	126
1300 Tax Collector/County Clerk	127
1350 Treasurer	128
1400 County Counsel	129
1500 Human Resources	130
1550 Registrar of Voters	131
1642 Property Management	132
1700 Capital Projects	134
1750 Promotion	138
1760 Public Facilities Fees	135
1810 Government Center Complex Project	136
1903 General Expenditures	140
1904 Surveyor/Engineer	141
1905 Countywide Cost Allocation Plan (A-87 Offset) ..	142
1906 General Fund – Other	143
1950 Survey Monument	144
2490 HSS Capital Projects	137
3001 General Services Special Revenue Fund	133

PUBLIC PROTECTION

1510 Housing Authority of Solano County	169
2005 Law Library	146
2380 SE Vallejo Redevelopment	170
2400 Grand Jury	147
2480 Department of Child Support Services	148
2560 Sheriff OES	156
2830 Ag Commissioner/Weights & Measurers	167
2850 Animal Care Services	168
2909 Recorder	171
2910 Resource Management	172
2930 LAFCO	173
2950 Fish & Wildlife Propagation	174
3200 Criminal Justice Consortium	157

3250 CAL-MMET	157
3440 LLEBG	158
3490 Substance Abuse & Crime Prevention – Prop 36 ..	149
4000 Recorder/Micrographics	175
4050 Sheriff Special Revenue Fund	159
4100 DA Asset Forfeiture	150
4110 Civil Processing Fees	160
4120 Sheriff Asset Seizure	161
4130 CJ Facilities Temporary Construction Fund	163
4140 Courthouse Temporary Construction Fund	164
6500 District Attorney	151
6530 Public Defender	152
6540 Public Defender – Conflict	153
6550 Sheriff	162
6650 Probation	165
6730 Other Public Defense	154
6800 California Medical Facility Cases	155
8012 Juvenile Hall Project	145
8035 Juvenile Hall Rec Hall – Ward Welfare Fund	166
8220 Home Acres Loan Program	176

PUBLIC WAYS & FACILITIES

3010 Transportation	177
3020 Public Works Improvement	178

HEALTH AND PUBLIC ASSISTANCE

1520 In Home Support Services – Public Auth.	179
1530 First 5 Solano	180
2000 Tobacco Securitization	181
2390 Tobacco Settlement	182
5460 Indigent Burial	201
5500 Office of Family Violence Prevention	195
5800 Veterans Services	202
5908 County Disaster	203
7200 Workforce Investment Board	204
7501 Administration	196
7550 Public Guardian	183
7560 Substance Abuse	184
7580 Family Health Services	185
7598 Mental Health MGD Care Services	186
7599 Medical Services	187
7600 Child Welfare Services	197
7640 Older & Disabled Adults	198
7650 Eligibility Services	199
7690 In-Home Support Services PA	188
7700 Mental Health	189
7800 Public Health	190
7900 Assistance Programs	200

Table of Contents and Index

7945	Rural Health Services 03/04	191
7950	Tobacco Prevention and Education.....	194
7960	Rural Health Services 04/05.....	192
7965	Rural Health Services 05/06.....	193

160	Rural N. Vacaville Water District	242
164	RNVWD Debt Service Fund.....	244

EDUCATION

2280	Library – Special Revenue.....	205
6150	Library Zone 1	206
6166	Library Zone 6	207
6167	Library Zone 7	208
6180	Library Zone 2	209
6200	Cooperative Extension	211
6300	Library	210

RECREATION

7000	Parks and Recreation.....	213
7160	Vallejo Vets Building.....	214

DEBT SERVICE

8006	2004 Pension Obligation Bonds.....	215
8009	Central Solano Financing H&SS Building	216
8013	Courts Expansion/ACMS.....	217
8015	Jail Reroof/HVAC Retrofit.....	218
8032	2002 Certificates of Participation.....	219
8033	2001 Refunding COP.....	220
8034	H&SS Admin/Refinance – SPHF	221

INTERNAL SERVICE & ENTERPRISE FUNDS

011	Communications	223
031	Fouts Springs	229
034	Fleet Management.....	224
047	Airport.....	230
060	Risk Management	225
310	Special Aviation.....	231
370	Management Information Systems (MIS).....	226
372	Solano Integrated Property System (SCIPS).....	227
404	Reprographics	228

SOLANO COUNTY FAIR

235	Solano County Fair	233
-----	--------------------------	-----

SPECIAL DISTRICTS

046	County Consolidated Service Area	238
134	East Vallejo Fire District.....	240

ELECTORATE

BOARD OF SUPERVISORS



Michael D. Johnson
County Administrator



Dennis Bunting
County Counsel

ELECTED OFFICIALS



Gary Stanton
Sheriff



Charles Lomeli
Treasurer/
Tax Collector/



Marc Tonnesen
Assessor/Recorder



Simona Padilla-
Scholtens
Auditor-Controller



David W. Paulson
District Attorney

APPOINTED OFFICIALS



Jearl Howard
Agriculture/
Weights & Measures



Donald W. Turko
Human Resources



Ira Rosenthal
Info. Technology/
Registrar of Voters



Carole Paterson
Cooperative Extension



Patrick Duterte
Health &
Social Services



Ann Cousineau
Library Services



Pamela Posehn
Child Support
Services



John Taylor
General Services



Isabelle Voit
Probation



Jeffrey Thoma
Public Defender



Birgitta Corsello
Resource
Management



William Reardon
Veterans Services

Indicates Budgetary Control Only



SOLANO COUNTY DEPARTMENT HEAD LISTING

Ag Commissioner/Sealer of Weights & Measures	Jearl D. Howard	421-7465
Assessor/Recorder	Marc C. Tonnesen	784-6200
Auditor-Controller	Simona Padilla-Scholten	784-6280
Child Support Services	Pamela K. Posehn	784-7210
Cooperative Extension	Carole Paterson	421-6790
County Administrator	Michael D. Johnson	784-6100
County Counsel	Dennis Bunting	784-6140
District Attorney	David W. Paulson	784-6800
Fouts Springs Youth Facility	Isabelle Voit	784-7600
General Services	John E. Taylor	784-7900
Health & Social Services	Patrick Duterte	784-8400
Human Resources/Risk Management	Donald W. Turko	784-6170
Information Technology	Ira Rosenthal	784-6340
Library	Ann Cousineau	421-6510
Probation	Isabelle Voit	784-7600
Public Defender/Conflict Public Defender	Jeffrey E. Thoma	784-6700
Resource Management	Birgitta Corsello	784-6765
Sheriff/Coroner	Gary Stanton	784-7030
Treasurer-Tax Collector-County Clerk	Charles Lomeli	784-6295
Veteran Services	William Reardon	784-6590
Workforce Investment Board (WIB)	Robert L. Bloom	864-3370

Budget Construction & Legal Requirements

Purpose

This section of the budget document sets forth the Government Code Sections and administrative directives, as issued by the Office of the State Controller, pertaining to the form and content of the Annual County Budget. It describes the format of the Solano County Budget document and includes County ordinances and specific policies adopted relating to the County Budget.

Legal Basis

The Government Code specifies the content of the budget, budget adoption procedures and dates by which actions must be taken. (Government Code 29000-29144)

Forms

The budget document must be on forms prescribed by the State Controller in consultation with the Committee on County Accounting Procedures. (Government Code 29005)

Permission to Deviate

A county may add to the information required, or show it in more detail, providing the financial information and the classifications or items required to be included in the budget are clearly and completely set forth. Any change proposed by a county in the arrangement of the information required on the forms shall be subject to review and approval by the State Controller.

Funds and Accounts

Fund and account titles to be used by counties in the preparation of the budget are those contained in the publication, *Accounting Standards and Procedures for Counties*, issued by the State Controller. Special districts required to be included in the budget document must use fund and account titles contained in the publication, *Uniform Accounting System of Special Districts*.

Basis of Accounting

The general operating group of funds (governmental fund type) are budgeted and accounted for using the modified accrual basis of accounting. This group of funds is summarized on Schedule 1 of the budget document.

Internal service and enterprise funds are budgeted and accounted for using the full accrual basis of accounting.

The basis of accounting used in this budget document is required by directive of the State Controller and Governmental Generally Accepted Accounting Principles (GAAP) and prescribed by pronouncements of the Governmental Accounting Standards Board (GASB).

Legal Duties and Deadlines

State Controller (Government Code 29005)

- To promulgate budget rules, regulations and classification and to prescribe forms.

Supervisors (Government Code 29061, 29063, 29064, 29065, 29066, 29080, 29081, 29088, 29100, 29101)

- To hold hearings on budget estimates prepared by officials.
- To make revisions, reductions and additions to estimates.
- To formally approve the tabulations, as revised, as the Proposed Budget.
- To make the Proposed Budget available to the general public.
- To publish notice that the budget is available and to announce and conduct public hearings, as prescribed by law.
- To adopt the Final Budget by resolution for the County and dependent Special Districts.

Budget Construction & Legal Requirements

- To adopt tax rates.
- To levy property taxes.

All County Officials (Government Code 29040)

- To submit itemized estimates of available financing, financing requirements, and any other matter required by the Board on or before June 10th of each year.

Auditor or Administrative Officer as Designated by Board (Government Code 29040, 29042, 29045, 29060, 29062, 29065.5)

- To receive budget estimates from officials.
- To prescribe and supply budget work sheets.
- To submit budget estimates when official responsible has not done so.
- To prepare tabulation of estimates.
- To submit tabulation to the Board.
- To file alternate procedures for the Proposed Budget.

Auditor (Government Code 29043, 29044, 29083, 29103, 29109, 29093, 29124)

- To furnish financial statements or data to responsible officials.
- To attend public hearings on the Proposed Budget and furnish any financial statements and data required.
- To revise the Proposed Budget to reflect changes made by the Board.
- To calculate property tax rates.
- To forward to the State Controller a statement of all County tax rates, assessed valuations and amount of taxes levied and allocated.

- To file a copy of the Final Budget with the Office of the State Controller.
- To approve all payments in accordance with the Adopted Final Budget.

Budget Goals and Objectives

The County Budget sets forth the foundation for major Board policy actions and provides a fiscal “road map” for the direction of County government to follow, now and in the future. As such, the County Budget represents the single most important document that is prepared, reviewed and approved on an annual basis. It is the document that reflects the County’s fiscal commitment to the Strategic Plan and its goals and objectives.

The intent of the Budget document is to:

- Provide a document in a format that is user friendly and readable in order to give the public a clear understanding about County government operations and funding. The County Statistical Profile gives the reader a comprehensive profile of the County.
- Identify the strategic goals and objectives upon which budget allocations are made and to measure the progress of County Departments and operations in fulfilling their departmental goals and objectives as well as the County’s overall mission.
- Provide the Board and the public with a clear understanding of revenues and expenditures in the areas of Public Safety and Health & Social Services.

While many improvements have been incorporated into the process and the presentation of the Budget over the last several years, we have maintained the basic principles, goals and objectives of Solano County as the underlying foundation for the Budget. These include:

- The Budget must be balanced so estimated revenues equal appropriations.

Budget Construction & Legal Requirements

- Wherever possible, the Budget should be balanced with ongoing and known revenue sources equaling ongoing and reasonably expected expenditures.
- To the extent possible, one-time money should not be used for ongoing operations.
- Service levels should be maintained at the highest level, within funding constraints.
- Prudent Contingencies and Reserves should be increased in good years to guard against future uncertainties.
- Discretionary revenues should be maximized to allow the Board options for the funding of beneficial local programs and services.
- Accuracy and accountability in estimating and monitoring both revenues and expenditures throughout the fiscal year.
- The Budget should, wherever possible, anticipate and make provisions for uncertain funding for County-operated programs.
- Changing the arrangement of information on budget forms, upon approval of the State Controller. (Government Code 29005)
- Designation of data, in addition to available financing and financing requirements included in departmental estimates. (Government Code 29006)
- Selection of method of presenting supporting data for salaries and wages appropriations. (Government Code 29007)
- Designation of Auditor or Administrative Officer to receive budget estimates. (Government Code 29040, 29042)
- Designation of Auditor or Administrative Officer to submit estimates in event of nonperformance by responsible official. (Government Code 29045)
- Designation of Administrative Officer to prepare budget tabulation on prescribed forms. (Government Code 29061)
- Designation of Administrative Officer to hold budget hearings and recommend changes to tabulation. (Government Code 29062)

In reference to the stated goals and objectives above, there are several policy guidelines that were followed and maintained in developing this Budget:

- Proposition 172 funds have been allocated to maximize public safety benefits.
- Realignment revenues have been allocated to Health & Social Services.
- General Fund Contingencies and Reserves have been increased, whenever possible, to safeguard from future uncertainties.

Budget Policies of the Board of Supervisors

In addition to the legally required duties, there are certain actions to implement the budget process, which the Supervisors may take:

- Adoption of alternate Proposed Budget Procedures. (Government Code 29065.5)
- Authorization of additional appropriation controls and designation of official to administer controls. (Government Code 29090)
- Approval of new positions and fixed assets prior to Final Budget adoption. (Government Code 29124)
- Designation of official to approve transfers and revisions of appropriations within a budget unit. (Government Code 29125)
- Approval of budgetary adjustments. (Government Code 29125, 29126, 29126.1, 29127, 29130)
- Designation of official to whom Auditor shall submit statements showing conditions of budget appropriations and estimated available financing (Government Code 29131)

Budget Construction & Legal Requirements

Adopted Budget Policy

The FY2006/07 Budget Hearings were held on Monday, June 26, 2006.

The Board of Supervisors has designated the County Administrator as the official responsible to carry out all County budgetary responsibilities not specifically reserved to the Board of Supervisors, Auditor or State Controller.

Chapter 2 of the Solano County Ordinance provides additional information on established County policies. Sections 2-40 through 2-47 specifically address the duties of the County Administrator. Section 2-45 delineates the County Administrator's role in budgetary matters. These duties include:

- Develop budget instructions and policies, revenue estimates, and departmental budget targets to guide departments in budget preparations.
- Recommend to the Board of Supervisors an annual County operating budget based on revenue projections, budget targets and proposed goals, objectives, work programs and projects developed by the various departments.
- Recommend to the Board of Supervisors a capital budget based upon long-range plans for acquiring, constructing or improving buildings, roads, and other County facilities.
- Recommend to the Board the acquisition and disposition of real property, except for County roads, easements, and rights-of-way which shall be the responsibility of the Resource Management Director.
- Establish a control system or systems to insure the various County departments and other agencies under the jurisdiction of the Board of Supervisors are operating within their respective budgets.
- Recommend requests to the Board for unforeseen and unbudgeted expenditures.

- Approve fund transfers and budget revisions within appropriations.
- Recommend to the Board any fund transfer requests requiring Board action under state law.
- Establish policies for acquiring additional or replacement fixed assets.
- Keep the Board informed of the financial status of the County and of other matters of major significance which affect the County.

Budget and Fiscal Policies Adopted for FY 2006/07

Budget Policy

1. General Fund Emphasis: Budgets should be prepared with a goal that the FY2006/07 Net County Cost or General Fund Contribution to programs will not exceed the FY2005/06 level, pending the outcome of actual Year End Fund Balance. Wherever possible, reductions in General Fund Contribution or Net County Cost should be sought. Increases in General Fund Contribution or Net County Costs may be proposed, consistent with Board's priorities and County Strategic Plan.
2. Use of Tobacco Master Settlement Agreement (MSA) funds: If necessary, the Requested Budget may include the use of MSA dollars to fund existing County health programs, releasing General Fund dollars for other priorities; and involve the MSA Advisory committee to consider the impacts on the MSA strategic plan and the use of the MSA funds.
3. Contributions to Outside Organizations: The Requested Budget should not include contributions to outside organizations, such as the State Courts.
4. Maximize the Board's Discretion: Wherever legally possible, revenues are to be treated as discretionary resources, rather than as dedicated

Budget Construction & Legal Requirements

to a particular program or service. The goal is to give the Board as much flexibility as possible in allocating resources to local priorities including the Goals and Objectives outlined in the County Strategic Plan. To the extent allowed by law, fund existing programs or activities with dedicated funding sources. This will free up scarce discretionary resources to fund Board priorities.

5. Pursuit of New Revenues: Pursue additional revenue sources, to the fullest extent possible for all services, as well as total cost identification (including indirect costs) for fee setting purposes. To the extent possible, any new revenue sources for programs receiving General Fund support should be used to offset the cost of existing staff and programs, rather than funding new staff or programs.
6. Discretionary Programs: Do not propose new discretionary programs unless the programs are fully funded in FY2006/07 and continue to do so in future years.
7. Pursue Operational Efficiencies: Explore reducing expenditures and maximizing revenues through consolidation of functions and streamlining of County operations.
8. County Share: If funding is reduced, there should be no increased County share for programs funded primarily from non-General Fund sources, unless increased County share is mandated or the program is a high priority for the Board of Supervisors and the amounts are reasonable in light of the County's fiscal situation.

General Fund Reserve Policy

On October 31, 2005, the Board reaffirmed its policy to maintain General Fund reserves equal to 5% of the County's total budget, excluding inter fund transfers and Contingency equal to 5% of the General Fund total budget.

The following will guide how reserves should be

used:

1. Use the General Fund reserve to phase into fiscal distress periods gradually, focusing on maintaining the Board's priorities.
2. To the extent possible, use the General Fund reserve as the last resort to balance the County Budget.
3. Keep a minimum of \$10 million in the General Fund reserve at all times. To the extent possible, the spending of General Fund reserves should not exceed \$4 million a year.

Strategic Plan Integration into Budget Process

This year to the extent possible, General Fund discretionary resources were used to finance high priority programs, as defined by the County's Strategic Plan, updated most recently on May 16, 2006. The County Goals include:

Improve the health and well-being of those who live and work here

- Improve the lives of children and their families
- Improve the health and well being of seniors
- Improve the skills and abilities of those most vulnerable

Ensure responsible and sustainable land use

- Enhance the quality of life by preserving the existing development pattern of distinct and identifiable cities and communities
- Support economic development
- Protect agriculture as an important component of the County's economy
- Protect the County's main economic components -- agriculture and military aviation

Maintain a safe community

- Reduce delinquency and crime

Budget Construction & Legal Requirements

- Ensure public safety
- Improve quality of life and community pride

Invest resources in and for the future

- Plan and provide for the County's future service needs
- Enhance both internal and external communication and promote responsive customer service
- Ensure the County's long-term organizational effectiveness

As a result of integrating Strategic Plan goals into the budget process, the FY2006/07 Proposed Budget includes:

- An Accrued Leave Reserve totaling \$6.1 million which covers the 5-year General Fund liability.
- A Deferred Capital Projects Reserve to maintain County buildings of \$10.7 million.

Summary of Designated Responsibilities for Actions

As previously discussed, State laws and County ordinances prescribe the manner and form in which the Budget is presented. Additional responsibilities and the delegation for preparation, review and approval are also established by statute and ordinance, and by policies coordinated through the Board of Supervisors, the County Administrator and the Auditor-Controller's Office.

Listed below are additional actions, which require a **four-fifths** vote of the Board of Supervisors:

- Appropriation increases within a fund.
- Appropriations from contingencies.
- Appropriations for unanticipated revenues.
- Transfers between funds.

- Transfers from designated reserves.
- Transfers from equipment replacement reserves.
- Transfers from general reserves (only during budget process).

Listed below are additional actions requiring a **majority vote** of the Board of Supervisors:

- Approval of a fixed asset over \$50,000 that does not increase the overall department budget.
- Reduction of appropriations and revenues for unrealized funding.
- Approval of contracts and amendments when the aggregate amount of the contract and amendment(s) is in excess of \$50,000 per fiscal year.
- Approval of petty cash accounts over \$3,000.
- Transfers between departments within a fund.
- Transfers between Capital Projects.
- Transfers equal to or more than \$50,000 from salaries and benefits (Accounts 1110-1999) within a department.
- Approval of grant application submissions when the amount of the application is equal to or more than \$50,000 per fiscal year.

Listed below are the actions delegated to the County Administrator:

- Approval of a fixed asset up to \$50,000 that does not increase the overall department budget.
- Approval of a fixed asset in lieu of one already budgeted.
- Transfers between divisions, bureaus and sections within a department provided the total appropriation of the budget is not changed.

Budget Construction & Legal Requirements

- Transfers less than \$50,000 from salaries and benefits (Accounts 1110-1999) within a department.
- Control transfers to and from the following accounts: Salary/Wages-Extra Help (1121); Compensation Insurance (1240); Insurance-Risk Management (2050); Liability Insurance (2051); Central Data Processing (2266); Energy Retrofit costs (2362); and Countywide Admin Overhead (3710); Building Use Allowance (3712); and Transfers Out – POB's (5040)
- Approval of contracts and amendments when the aggregate amount of the contract and amendment(s) is less than \$50,000 per fiscal year.
- Approval of appropriation transfers to increase the Fleet Management budget when Departments have acquired approval for new vehicles.
- Approval of appropriation transfers for Operating Transfers In when an Operating Transfer Out has already received Board approval.
- Approval of modified work weeks and flexible work schedules for County Departments, provided that the County Departments can show a demonstrated benefit for the County, and if applicable meet its obligation under the Meyer-Milias-Brown Act (MMBA) with represented employees.
- Approval of grant application submissions when the amount of the application is less than \$50,000 per fiscal year.

Listed below are actions delegated to the Director of Human Resources:

- Affirm the following counties as the seven comparable counties for determining compensation: Contra Costa, Marin, Santa Cruz, Sacramento, Sonoma, San Joaquin and Stanislaus.
- Affirm the County's policy of no retroactivity for compensation for negotiation with its bargaining

units.

- Authorize the Director of Human Resources in consultation with the County Administrator to delete position allocations for positions vacant for one year.
- Affirm that the Director of Human Resources, as provided for in the Employer/Employee Relations Rules and Regulations, may enter into side letter of agreements with represented bargaining units to resolve employee/employer issues.
- Affirm the County's policy that extra help employees are limited to working 999 hours per fiscal year and to affirm the County's policy of providing CalPERS benefits in the same manner as represented employees.
- Authorize the Director of Human Resources, with the concurrence of the County Administrator's Office, to temporarily increase the number of positions in a department without further approval of the Board of Supervisors when an employee has announced their retirement/separation from the County and the Department has a compelling reason that the retiree should train his/her replacement.
- Authorize the Director of Human Resources to review the classifications in the Senior Management Group, unrepresented and at-will employees.
- Affirm that the Director Human Resources shall implement benefit changes for unrepresented employees in the Executive Management, Senior Management and the Confidential Group consistent with the benefits received by represented employees in Local 1280, Service Employees International Union (SEIU).

Listed below are additional actions delegated to the Auditor-Controller:

- Deposit prior year SB90 mandated cost revenues in General Revenues when the department has a

Budget Construction & Legal Requirements

Net County Cost or receives a General Fund Contribution.

- Approve petty cash requests up to \$3,000.
- Process appropriation transfer requests as approved by the Board of Supervisors or County Administrator.

Listed below are additional actions delegated to Departments:

- Request individual purchase of materials and services under \$5,000 in compliance with County Purchasing policies. Purchase orders will not be required for items under \$5,000.

Glossary of Budget Terms and Acronyms

AB - Assembly Bill

AB 233 – Known as the Locker-Isenberg Trial Court Funding Act of 1997, this omnibus bill transferred the responsibility for local trial courts from the counties to the State, established maintenance of effort payments by the counties to the State based on 1995-96 expenditures, and established two task forces to advise the Legislature regarding future responsibility for trial court employees and facilities.

ABAG - Association of Bay Area Governments

ACCOUNT - A classification of expenditure or revenue. Example: "Office Expense" is an account in "Services and Supplies" object category.

ACCOUNTS PAYABLE - A short-term liability reflecting amounts owed private persons or organizations for goods or services received.

ACCOUNTS RECEIVABLE - An asset account reflecting amounts due from private persons or organizations for goods and services provided (excluding amounts due from other funds or other governments).

ACCRUAL BASIS - The basis of accounting under which transactions are recognized when they occur, regardless of the timing of related cash flows.

ACCRUED EXPENSES - Expenses incurred but not paid.

ACCRUED REVENUE - Revenues earned but not received.

ACO - Accumulated Capital Outlay

ACTIVITY - A specific line of work performed to accomplish a function for which a governmental unit is responsible. Example: "Protective Inspection" is an activity performed in the "Public Protection" function.

AD VALOREM TAX - A tax based on value (i.e., a property tax).

ADA - Americans with Disabilities Act

AGENCY FUND - A fund used to account for assets held by a government as an agent for individuals, private organizations or other governments.

AOC - Administrative Office of the Courts (Judicial Council)

APPROPRIATION - A legal authorization granted by the Board of Supervisors to make expenditures and to incur obligations for specific purposes. An appropriation expires at the end of the Fiscal Year.

ASSESSED VALUATION - A valuation set upon real estate or other property by the County or State Board of Equalization as a basis for levying taxes.

AUTHORIZED POSITIONS - Positions included in the County's salary resolution and for which funding may or may not be provided in the budget.

BALANCE SHEET - The financial statement disclosing the assets, liabilities and fund equity or net assets of an entity at a specified date in conformity with Generally Accepted Accounting Principles (GAAP).

BASIS OF ACCOUNTING - A term used to refer to when revenues, expenditures, expenses, and transfers—and the related assets and liabilities—are recognized in the accounts and reported in the financial statements. Specifically, it relates to the timing of the measurements made, regardless of the nature of the measurement, on either the modified accrual or the full accrual basis.

BCDC - Bay Conservation and Development Commission

BOC - Board of Corrections

BUDGET - A plan of financial operation embodying an estimate of proposed expenditures for a given period and the proposed means of financing them. A budget usually is a financial plan for a single fiscal year.

BUDGET UNIT - The classification of the budget expenditure requirements into appropriate, identified or organizational units deemed necessary or desirable for control and information related to a particular financial operation or program.

BUDGETARY CONTROL - The control or management of a government or enterprise in accordance with an approved budget to keep expenditures within the limitations of available appropriations and available revenues.

Glossary of Budget Terms and Acronyms

BUDGETED POSITIONS - The number of full-time equivalent positions to be funded in the budget. Budgeted positions should not be confused with "authorized" positions, which are positions that may or may not be funded in the budget.

CAA - Community Action Agency

CAL-OSHA - California - Occupational Safety and Health Administration

CALWIN - CalWorks Information Network

CALWORKS - California Work Opportunities and Responsibility for Kids

CAO - County Administrator's Office

CAPITAL EXPENDITURES - Expenditures resulting in the acquisition of or addition to the government's fixed assets.

CAPITAL PROJECT FUND - A governmental fund created to account for financial resources to be used for the acquisition or construction of major capital facilities (other than those financed by proprietary funds and Trust Funds).

CASH BASIS - A basis of accounting under which transactions are recognized when cash is received or disbursed.

CASH FLOW - Cash from net collections available for expenditure payments at any given point.

CDBG - Community Development Block Grant

CENTRAL SERVICE COSTS - Central administrative and overhead costs allocated back to departments through the COWCAP.

CEQA - California Environmental Quality Act

CJIS - Criminal Justice Information System

CLETS - California Law Enforcement Telecommunications System

COLA - Cost of living adjustment

CONTINGENCY - An amount of specified appropriations of a fund, appropriated for unforeseen expenditure requirements.

CONTRACTED SERVICES - Expenditures for services rendered under contract by personnel who are not on the payroll of the jurisdiction, including all related expenses covered by the contract.

COP - Certificates of Participation. Certificates issued for the financing of capital assets. COPs represent undivided interests in the rental payments under a tax-exempt lease.

COST ACCOUNTING - The method of accounting that provides for assembling and recording of all the elements of cost incurred to accomplish a purpose, to carry on an activity or operation, or to complete a unit of work or a specific job.

COWCAP - County-wide Cost Allocation Plan. A document prepared annually as required by the State Controller's Office to allocate the cost of the central services departments to various users. COWCAP is prepared based on guidelines established by the State Controller's Office outlined in the Handbook of Cost Plan Procedures for California Counties.

CPS - Child Protective Services

CSAC - California State Association of Counties

CSAC-EIA - California State Association of Counties - Excess Insurance Authority

CURRENT LIABILITIES - Liabilities which are payable within one year.

CURRENT RESOURCES - Spendable financial resources of a governmental unit which are available to meet expenditures of the current fiscal year.

CWS - Child Welfare System

DA - District Attorney

DEBT SERVICE FUND - A fund established to account for the accumulation of resources for the payment of interest and principal for general long-term debt.

Glossary of Budget Terms and Acronyms

DEFEASANCE - The legal release of a debtor from being the primary obligor under the debt, either by the courts or by the creditor. Also referred to as a legal defeasance.

DEFERRED REVENUE – Resource inflows that do not yet meet the criteria for revenue recognition. Unearned amounts are always reported as deferred revenue. In governmental funds, earned amounts also are reported as deferred revenue until they are available to liquidate liabilities of the current period.

DEFICIT - (1) The excess of the liabilities of a fund over its assets. (2) The excess of expenditures over revenues during an accounting period or, in the case of proprietary funds, the excess of expenses over revenues during an accounting period.

DELINQUENT TAXES - Taxes remaining unpaid after the date on which a penalty for nonpayment is attached.

DEPARTMENT - An organizational device used by County management to group programs of like nature.

DESIGNATION - For government fund types, a segregation of a portion of the unreserved fund balance to indicate tentative plans for financial resource utilization in a future period, such as for general contingencies, equipment replacement, financing receivables, etc.

DOIT – Department of Information Technology

DOJ - Department of Justice

DUE TO OTHER AGENCIES - A short-term liability account reflecting amounts owed by the County to an outside government agency for goods or services provided.

EARMARKED FUNDS - Revenues designated by statute or Constitution for a specific purpose.

EIR/S - Environmental Impact Report/Statement

EMPLOYEE BENEFITS - Amounts paid on behalf of employees, not included in the gross salary. Examples are group health or life insurance payments, contributions to employee retirement, Social Security taxes, workers' compensation payments, and dental, vision and unemployment insurance payments.

ENCUMBRANCE - An obligation in the form of a purchase order, contract, or other commitment related to unperformed contracts for goods and services.

ENTERPRISE FUND - A fund established to account for operations that are financed and operated in a manner similar to private business enterprises, where the intent of the governing body is that the costs of providing goods or services to the general public on a continuing basis be financed or recovered primarily through user charges.

ERAF - Refers to the Education Revenue Augmentation Fund established by the State of California in FY92/93. This Fund was established to require distribution of property tax funds that were shifted from cities, special districts and the County to offset cuts in State revenues to schools.

EXPENDITURE - Decrease in net financial resources under the current financial resources measurement focus not properly classified as *other financing uses*.

EXPENSES - Outflows or other depletion of assets or incurrence of liabilities (or a combination of both) from delivering or producing goods, rendering services or carrying out other activities that constitute the entity's ongoing major or central operations.

EXTRA HELP POSITION - A non-regular, temporary position created to meet a peak workload or other unusual work situation; can include seasonal or recurrent intermittent employment.

FEMA - Federal Emergency Management Agency

FINAL BUDGET - Approved legal spending plan for a fiscal year. By statute, the Board of Supervisors must approve a Final Budget by October 2 each year.

FISCAL YEAR - A twelve-month period to which the annual operating budget applies and at the end of which a government determines its financial position and the results of its operations.

FIXED ASSETS - A tangible item of a long-term character such as land, buildings, furniture, and other equipment with a unit cost in excess of \$5,000.

FTE – Full Time Equivalent Position. A full or part-time position converted to a decimal equivalent of a full-time position based on 2,080 hours per year (a 40

Glossary of Budget Terms and Acronyms

hour week). For example, an extra-help laborer working for four months or 690 hours would be equivalent to .33 of a full-time position (FTE).

FUNCTION - A group of related activities aimed at accomplishing a major service for which a governmental unit is responsible. These designations are specified by the State Controller. Example: "Public Protection" is a function.

FUND - A fiscal and accounting entity with a self-balancing set of accounts recording cash and other financial resources, together with all related liabilities and residual equities or balances, and changes therein, which are segregated for the purpose of carrying on specific activities or attaining certain objectives in accordance with special regulations, restrictions, or limitations.

FUND BALANCE - The excess of assets of a fund over its liabilities reported in a governmental fund. A portion of this balance may be available to finance the succeeding year's budget.

FUND EQUITY - The net difference of assets over liabilities.

FUND TYPE - One of eleven categories into which all individual funds can be categorized. Governmental fund types include the general fund, special revenue funds, debt service funds, capital projects funds, and permanent funds. Proprietary fund types include enterprise funds and internal service funds. Fiduciary fund types include pension (and other employee benefit) trust funds, investment trust funds, private-purpose trust funds and agency funds.

FY - Fiscal Year

GA - General Assistance (GA). Funded entirely by counties, provides cash assistance, generally to childless adults.

GAAP - Generally Accepted Accounting Principles. Uniform minimum standards and guidelines for financial accounting and reporting. These govern the form and content of the financial statement of an entity. GAAP encompass the conventions, rules and procedures necessary to define accepted accounting practice at a particular time. They include not only broad guidelines of general applications, but also detailed practices and

procedures. GAAP provide a standard by which to measure financial presentations. The primary authoritative body on the application of GAAP for state and local governments is the GASB.

GANN LIMIT - Refers to the Gann Initiative (Proposition 4 in the November 1979 ballot), which imposed limits on the allowable annual appropriations of the State, schools, and most local agencies; the limit is generally prior year appropriations factored by the Consumer Price Index (CPI) and population changes.

GASB - Governmental Accounting Standards Board. The authoritative accounting and financial reporting standard-setting body for government entities.

GASB 34 - Governmental Accounting Standards Board. The GASB issued statement No. 34 changing the framework of financial reporting for state and local governments. GASB No. 34 represents the most important change in the history of accounting and financial reporting for state and local governments. Solano County implemented the new financial reporting model starting with the fiscal year ended June 30, 2001.

GENERAL FUND REVENUES - Non-specific program revenues, which include such items as property taxes, sales tax, interest earnings, vehicle license fees, etc. These are revenues not specified or dedicated to a particular program, but may be allocated at the discretion of the Board of Supervisors.

GIS - Geographical Information System

GRANT - A contribution from one governmental unit to another, usually made for a specific purpose and time period.

IFAS - Integrated Financial & Administrative Solution-IFAS is the County's financial accounting and budgetary system (the general ledger).

IHSS - In-Home Supportive Services provides services to eligible elderly and disabled persons who are unable to remain safely in their own homes without assistance. IHSS is funded through Medi-Cal and the Social Services Block Grant (SSBG).

INTERNAL CONTROL STRUCTURE - Policies and procedures established to provide reasonable

Glossary of Budget Terms and Acronyms

assurance that specific government objectives will be achieved.

INTERNAL SERVICE FUND - A fund used to account for the financing of goods or services provided by one department or agency to another department or agency of a government on a cost reimbursement basis. (i.e., Fleet, Data Processing, Risk Management)

JPA - Joint Powers Authority

LAFCO - Local Agency Formation Commission. State-mandated independent entity responsible for the formation and modification of the boundaries of local agencies. The Commission is tasked to observe these basic statutory purposes: the promotion of orderly development, the discouragement of urban sprawl, the preservation of open-space and prime agricultural lands, and the extension of governmental services.

MANDATED PROGRAMS - Mandated programs are those programs and services, which the County is required to provide by specific State and/or Federal law or by court order.

MATCH - Refers to a cost sharing ratio for a State or Federal program which requires a County General Fund contribution of a certain amount or percentage to qualify.

MEDI-CAL - Medi-Cal, California's Medicaid program, is a federal-state cooperative medical care financing program for low-income elderly, disabled, children, and families.

MISOC - Management Information Services Oversight Committee

MISSION STATEMENT - A succinct description of the scope and purpose of a County department.

MODIFIED ACCRUAL BASIS OF ACCOUNTING
- Basis of accounting according to which (a) revenues are recognized in the accounting period in which they become available and measurable and (b) expenditures are recognized in the accounting period in which the fund liability is incurred, if measurable, except for unmatured interest on general long-term debt and certain similar accrued obligations, which should be recognized when due.

Measurable, relates to the amount being determinable. Available, indicates it will be received within 90 days of the fiscal year end.

MOE - Maintenance of Effort. A Federal and/or State requirement that the County provide a certain level of financial support for a program from local tax revenues. The amount of support is referred to as the Maintenance of Effort (MOE) level.

MOU - Memorandum of Understanding

MSA - Master Settlement Agreement

NEPA - National Environmental Protection Act

NET COUNTY COST - The difference between budgeted appropriations and departmental revenues for General Fund budgets. Local tax revenues fund the difference.

OBJECT OF EXPENDITURE - A major category of appropriation. Example: "Salaries and Employee Benefits" and "Services and Supplies".

OES - Office of Emergency Services

OFFICIAL STATEMENT - A document published by a governmental entity planning to issue bonds that provides information on the proposed bond issue, the purpose of the issue, and the means of servicing indebtedness, as well as other information about the issuer that may be helpful in evaluating credit worthiness.

OFVP - Office of Family Violence Prevention

OTHER CHARGES - A category of appropriations for payment to an agency, institution, or person outside the County Government.

OTHER FINANCING SOURCES - A category of revenues, which include long-term debt proceeds, proceeds from the sale of general fixed assets, and operating transfers in. Such amounts are classified separately from revenues on the governmental statement of revenues, expenditures and changes in fund balances.

OTHER FINANCING USES - A category of appropriations, which include fund operating transfers

Glossary of Budget Terms and Acronyms

out and the amount of refunding bond proceeds deposited with the escrow agent. Such amounts are classified separately from expenditures on the governmental statement of revenues, expenditures and changes in fund balance.

PARS – Public Agency Retirement Services

PERS - Public Employees Retirement System

POB – Pension Obligation Bonds

PROGRAM REVENUE - Revenue which is derived from and dedicated to specific program operations.

PROPOSED BUDGET - The working document for the fiscal year under discussion.

PROPOSITION 10 - Passed by the voters in November 1998. This measure imposed a 50-cent per pack excise tax on cigarettes and a specified excise tax on other types of tobacco products. Revenues generated are placed in a special fund, the Children and Families First Fund, to fund early childhood development programs and to offset revenue losses to Proposition 99.

PROPOSITION 12 – Passed by the voters in March 2000, gave the State authority to issue \$2.1 billion in bonds to fund watershed protection, water quality improvement, wildlife habitat conservation, preservation of open space and farmland threatened by unplanned development, and to repair and improve the safety of state and neighborhood parks.

PROPOSITION 13 – Passed by the voters in a tax limitation initiative in November 1978. This tax limitation measure provides for: 1) a one (1) percent tax limit exclusive of tax rates to repay existing voter-approved bonded indebtedness, 2) assessment restrictions establishing 1975 level values for all property with allowable increase of 2% annually and reappraisal to current value upon change in ownership and new construction, 3) a two-thirds vote requirement to increase State taxes, and 4) a two-thirds vote of the electorate for local agencies to impose "special taxes".

PROPOSITION 36 - Passed by the voters in November 2000, this measure changed state law so that certain adult offenders who use or possess illegal drugs would receive drug treatment and supervision in the community, rather

than being sent to prison or jail. The measure also provides state funds to counties to operate drug treatment programs.

PROPOSITION 40 – Passed by the voters in March 2002, provided a \$2.6 billion bond for natural resource conservation, parks and historical and cultural resources.

PROPOSITION 63 – Passed by the voters in November 2004, established a state personal income tax surcharge of 1% on taxpayers with annual taxable incomes of more than \$1 million. Funds resulting from the surcharge would be used to expand county mental health programs.

PROPOSITION 99 - Passed by the voters in November 1988. It established a 25-cent surtax per package of cigarettes and equivalent amount on all other tobacco products sold in California. Revenues provide funding for health, health education, research, and other programs.

PROPOSITION 172 - Passed by the voters in November 1993. It established a one-half cent sales tax whose proceeds are used to fund eligible public safety activities.

PROPOSITION 218 - Passed by the voters in November 1996. It constrained local governments' ability to impose fees, assessments, and taxes, through the imposition of specific criteria and requirements. All new taxes, fees and assessments require a two-thirds vote.

REAL PROPERTY - Land and the structures attached to it.

REALIGNMENT REVENUE - State revenues allocated to counties by law derived from statewide sales tax collections and vehicle license fees. These revenues are allocated yearly and are dedicated to County-operated Health and Social Services.

REGULAR POSITION - Any permanent position in the County's classification system approved and funded by the Board of Supervisors.

REIMBURSEMENT - Payment received for services/supplies expended on behalf of another institution, agency, or person.

Glossary of Budget Terms and Acronyms

RESERVE - An account used to set aside and maintain a portion of fund balance, which is legally or contractually restricted for future use or not available for expenditure.

REVENUE - Money received to finance ongoing County services. Examples: property taxes, sales taxes, fees, and State and Federal grants.

RNVWD - Rural North Vacaville Water District

ROV – Registrar of Voters

RULE 810 - Refers to Rules promulgated by the Administrative Office of the Court, which defines expenditures eligible for funding local courts through the Trial Court Budget Commission.

SALARIES AND EMPLOYEE BENEFITS - An object (category) of expenditure, which establishes all expenditures for employee related costs.

SALARY SAVINGS - The dollar amount of salaries expected to be saved due to vacancies and turnover of employees.

SB - Senate Bill

SCHEDULE - A listing of financial data in a form and manner prescribed by the State Controller's Office.

SCHEDULE 1 - A summary of the overall County Budget by fund, the means of financing the budget and the expenditure requirements.

SCHEDULE 2 - An analysis of the fund balance available at the end of a fiscal year to finance the next year's budget.

SCHEDULE 3 - A detailed list of provisions for reserves and designations by fund.

SCHEDULE 4 - A summary of estimated revenues by fund and source.

SCHEDULE 5 - An analysis of revenues by source and fund.

SCHEDULE 6 - An analysis of property tax revenues and assessed valuations.

SCHEDULE 7 - A summary of County financing requirements by fund.

SCHEDULE 8 - A summary of budget requirements with historical data listed by general function as defined by the State Controller.

SCHEDULE 9 - A summary of accounts and total financing sources requirements for each budget unit.

SCHEDULE 10 - A summary of revenues and expenses for an Internal Service Fund.

SCHEDULE 11 - This schedule is prepared to show the operation of all Enterprise Funds and meets the requirements of Government Code Section 29141.

SCHEDULE 13 - Summary of a special district budget. This schedule is the counterpart of Schedule 1 of the County budget forms and summarizes information related to special districts whose affairs and finances are under the supervision and control of the Board of Supervisors as provided in Government Code Section 29002.

SCHEDULE 14 - Analysis of fund balance unreserved/undesignated of special districts.

SCHEDULE 15 - Detail of provisions for reserves/designations for special districts.

SCHEDULE 16 - Budget detail for special districts. This schedule is used in conjunction with Schedules 13, 14 and 15 to provide the supportive detail for the estimated revenues; other financing sources and residual equity transfers, and estimated financing requirements.

SCIPS – Solano County Integrated Property Systems. Provides information management systems and related services in a timely manner to those County Departments responsible for the administration of property tax and the recording of official documents.

SCWA – Solano County Water Agency

SECURED ROLL - Assessed value of real property, such as land, buildings, improvements, secured personal property or anything permanently attached to land as determined by each County Assessor.

Glossary of Budget Terms and Acronyms

SECURED TAXES - Taxes levied on real properties in the County which are "secured" by a lien on the properties.

SEDCORP - Solano Economic Development Corporation

SERVICES AND SUPPLIES - An object (category) of expenditure which establishes expenditures for the operating expenses of County departments and programs.

Sol-NET - Solano Narcotics Enforcement Team.

SPECIAL DISTRICT - Independent unit of local government generally organized and funded through assessments to the beneficiaries of the district to perform a specific function(s) for a specific area. Example: street lighting, waterworks, and fire departments.

SPECIAL REVENUE FUND - A fund used to account for the proceeds of specific revenue sources (other than major capital projects) that are legally restricted for expenditure for specified purposes.

SUPPLEMENTAL TAX ROLL - The Supplemental Property Tax Roll is a result of legislation enacted in 1983 and requires an assessment of property whenever a change in the status of the property occurs during the year.

TANF – Temporary Assistance for Needy Families. TANF was created by the new welfare reform law to replace Aid to Families with Dependent Children (AFDC), Emergency Assistance (EA) and Jobs (GAIN). It provides a block grant to states to enable temporary assistance to needy families and creates new work requirements and time limits.

TRAN – Tax Revenue Anticipation Notes. Notes or warrants issued in anticipation of collection of taxes, usually retireable only from tax collections, and frequently only from the proceeds of the tax levy whose collection they anticipate.

TAX LEVY - Amount of tax dollars raised by the imposition of the property tax rate on the assessed valuation.

TAX RATE - The rate per one hundred dollars applied to the assessed valuation base necessary to produce the tax levy.

TAX RELIEF SUBVENTIONS - Funds ordinarily paid to compensate for taxes lost because of tax relief measures, such as homeowner's exemption.

TEA 21 - Transportation Equity Act for the 21st Century

TEETER PLAN - A plan whereby 100% of the secured property taxes levied are apportioned to eligible agencies instead of the historical practice of apportioning taxes as they are collected.

TEMPORARY POSITION - See Extra Help Position

TRIAL COURT FUNDING – The Trial Court Funding Act of 1997 effectively separated the budgetary and administrative function of the trial courts from the County and made the State responsible for funding trial court operations. The County's fiscal responsibility is limited to a Maintenance of Effort.

TRUST FUND - A fund used to account for assets held by a government in a trustee capacity.

UAAL – Unfunded Accrued Actuarial Liability

UNINCORPORATED AREA - The areas of the County outside city boundaries.

UNSECURED TAX - A tax on properties such as office furniture, equipment, and boats, which are not secured by real property owned by the assessee.

USE TAX - A tax on goods purchased outside the State to prevent revenue loss from avoidance of sales taxes by means of out-of-state purchases. A use tax is also levied in order to remove inequities between purchases made within and outside the State.

VLF – Vehicle License Fees

WIA – Workforce Investment Act

WIB – Workforce Investment Board

YSAQMD –Yolo Solano Air Quality Management District

Solano County Statistical Profile

The County of Solano is strategically located between San Francisco and Sacramento, on Interstate 80. As one of California's original 27 counties, it is rich in history and offers many resources to the general public and the business community. In addition to the unincorporated area, the County serves seven cities: Benicia, Dixon, Fairfield, Rio Vista, Suisun City, Vacaville and Vallejo. The County provides the following services:

- Libraries (as Contract Services for Cities)
- Jails and Juvenile Facilities
- Probationary Supervision
- District Attorney
- Public Defender and Alternative Defense
- Grand Jury
- Coroner and Forensic Services
- Airport
- Family Support Collection
- Public and Mental Health Services
- Indigent Medical Services
- Child Protection and Social Services
- Public Assistance
- Environmental Health
- Parks
- Local Agency Formation Commission
- Veterans Services
- Agricultural Commissioner
- Weights and Measures
- Oversight and Permitting of Landfills and Solid Waste Disposal and Collection
- Elections and Voter Registration
- Clerk-Recorder
- Tax Assessment and Collection
- Emergency Medical Services
- Animal Care Services
- Building and Safety (Unincorporated County Only)
- Maintenance of County Roads and Bridges
- Law Enforcement (Primarily Unincorporated County)
- Land Use Issues in the Unincorporated County

The following pages provide a graphic summary of statistical, employment and demographic information about Solano County. In some cases comparative data is on a statewide basis and in other cases comparative data is narrowed down to the ten counties that are most similar to Solano County (selected based on population and several other common aspects that compare to Solano County).

County Statistical Profile

California Counties Ranked by Population

The California Department of Finance's January 1, 2006, estimate of the population of Solano County is 422,848, an increase of approximately 0.3% over last year's estimate and 7.2% over the 2000 Census. Of California's 58 counties, Solano County ranks 19th in terms of population

size and 34th in terms of population growth when compared to the 2000 Census.

California population topped 37 million in 2005. Solano County population represents 1.1% of the State population.

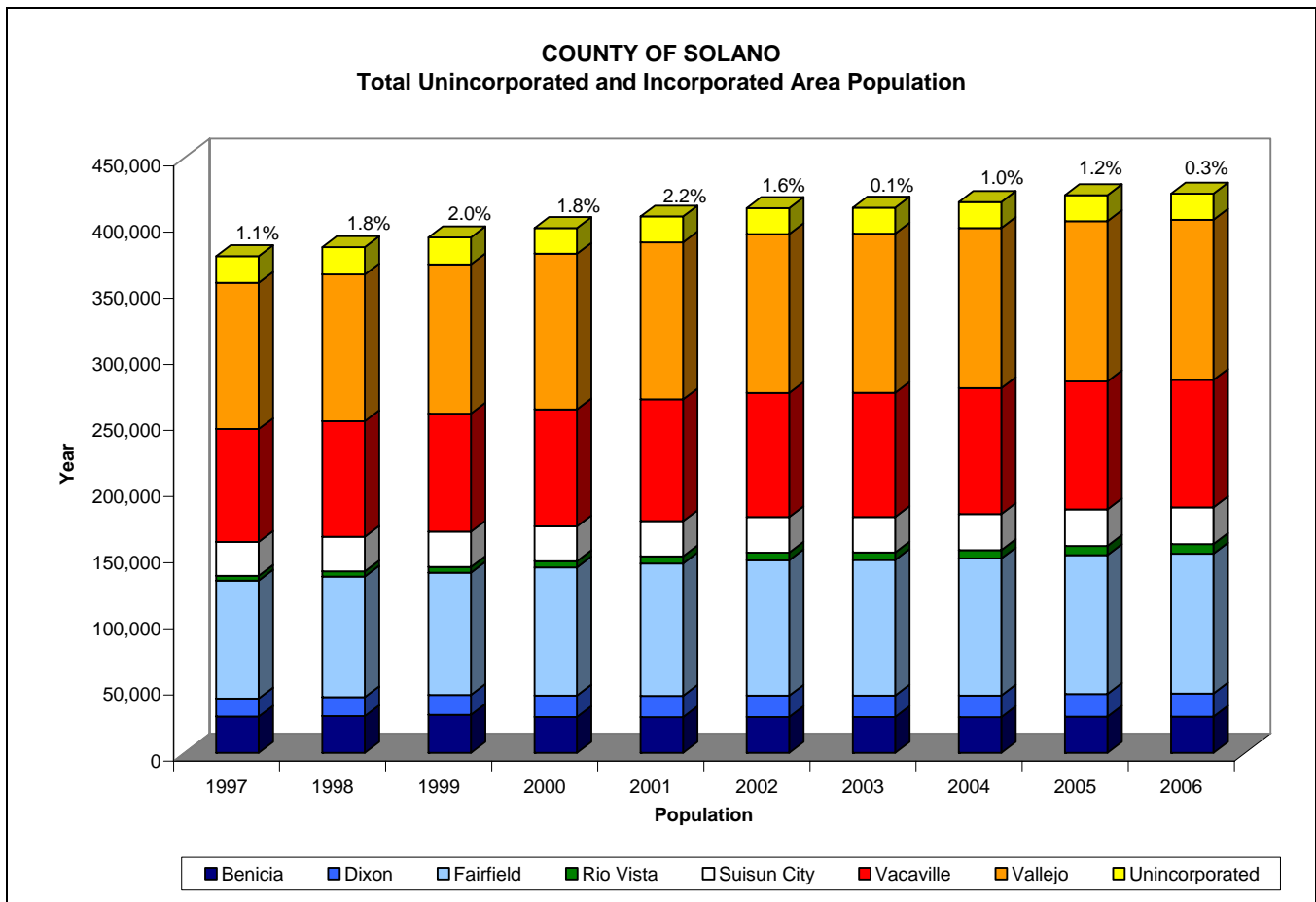
Rank	County	Census 2000	January 2006	Percent Change	Rank	County	Census 2000	January 2006	Percent Change
1	Placer	248,399	316,508	27.4%	30	Napa	124,279	134,444	8.2%
2	Riverside	1,545,387	1,953,330	26.4%	31	Orange	2,846,289	3,072,336	7.9%
3	Colusa	18,084	21,512	19.0%	32	Trinity	13,022	14,024	7.7%
4	San Joaquin	563,598	668,265	18.6%	33	Los Angeles	9,519,338	10,245,572	7.6%
5	Kern	661,645	779,869	17.9%	34	Solano	394,542	422,848	7.2%
6	Madera	123,019	144,396	17.4%	35	Butte	203,171	217,209	6.9%
7	Merced	210,554	246,751	17.2%	36	Tuolumne	54,501	58,231	6.8%
8	Imperial	142,361	166,585	17.0%	37	San Luis Obispo	246,681	263,242	6.7%
9	San Bernardino	1,709,434	1,991,829	16.5%	38	Mariposa	17,130	18,216	6.3%
10	Yuba	60,219	69,827	16.0%	39	Del Norte	27,507	29,196	6.1%
11	Sutter	78,930	91,450	15.9%	40	Mono	12,853	13,597	5.8%
12	Stanislaus	446,997	514,370	15.1%	41	Monterey	401,762	424,842	5.7%
13	Tulare	368,021	420,619	14.3%	42	Santa Barbara	399,347	421,625	5.6%
14	Kings	129,461	147,729	14.1%	43	Santa Clara	1,682,585	1,773,258	5.4%
15	Sacramento	1,223,499	1,385,607	13.2%	44	Mendocino	86,265	90,445	4.8%
16	Yolo	168,660	190,344	12.9%	45	Lassen	33,828	35,452	4.8%
17	El Dorado	156,299	176,204	12.7%	46	Humboldt	126,518	132,526	4.7%
18	Calaveras	40,554	45,711	12.7%	47	Sonoma	458,614	479,929	4.6%
19	Fresno	799,407	899,514	12.5%	48	Alameda	1,443,741	1,510,303	4.6%
20	Shasta	163,256	181,483	11.2%	49	Siskiyou	44,301	46,146	4.2%
21	Lake	58,309	64,105	9.9%	50	Modoc	9,449	9,836	4.1%
22	Tehama	56,039	61,533	9.8%	51	Inyo	17,945	18,515	3.2%
23	San Diego	2,813,833	3,066,820	9.0%	52	Plumas	20,824	21,444	3.0%
24	Nevada	92,033	100,066	8.7%	53	San Francisco	776,733	798,680	2.8%
25	Amador	35,100	38,133	8.6%	54	Alpine	1,208	1,241	2.7%
26	Ventura	753,197	817,346	8.5%	55	Santa Cruz	255,602	262,351	2.6%
27	Contra Costa	948,816	1,029,377	8.5%	56	Marin	247,289	253,341	2.4%
28	Glenn	26,453	28,651	8.3%	57	San Mateo	707,161	724,104	2.4%
29	San Benito	53,234	57,627	8.3%	58	Sierra	3,555	3,501	-1.5%
						California	33,870,838	37,172,015	9.7%

Source: California Department of Finance, Demographic Research Unit

County Statistical Profile

When you look at the County population over a 10-year period beginning in 1997, the steady, constant growth is apparent. The County population has increased 12.6% since 1997, an average of 1.3% annually.

The two largest cities within the County are Vallejo and Fairfield with populations of 121,099 and 105,601 respectively. The two fastest growing Solano County cities over the last ten years are Rio Vista with 98.9% growth and Dixon with 28.6%.



Source: California Department of Finance, Demographic Research Unit

Benchmark Counties

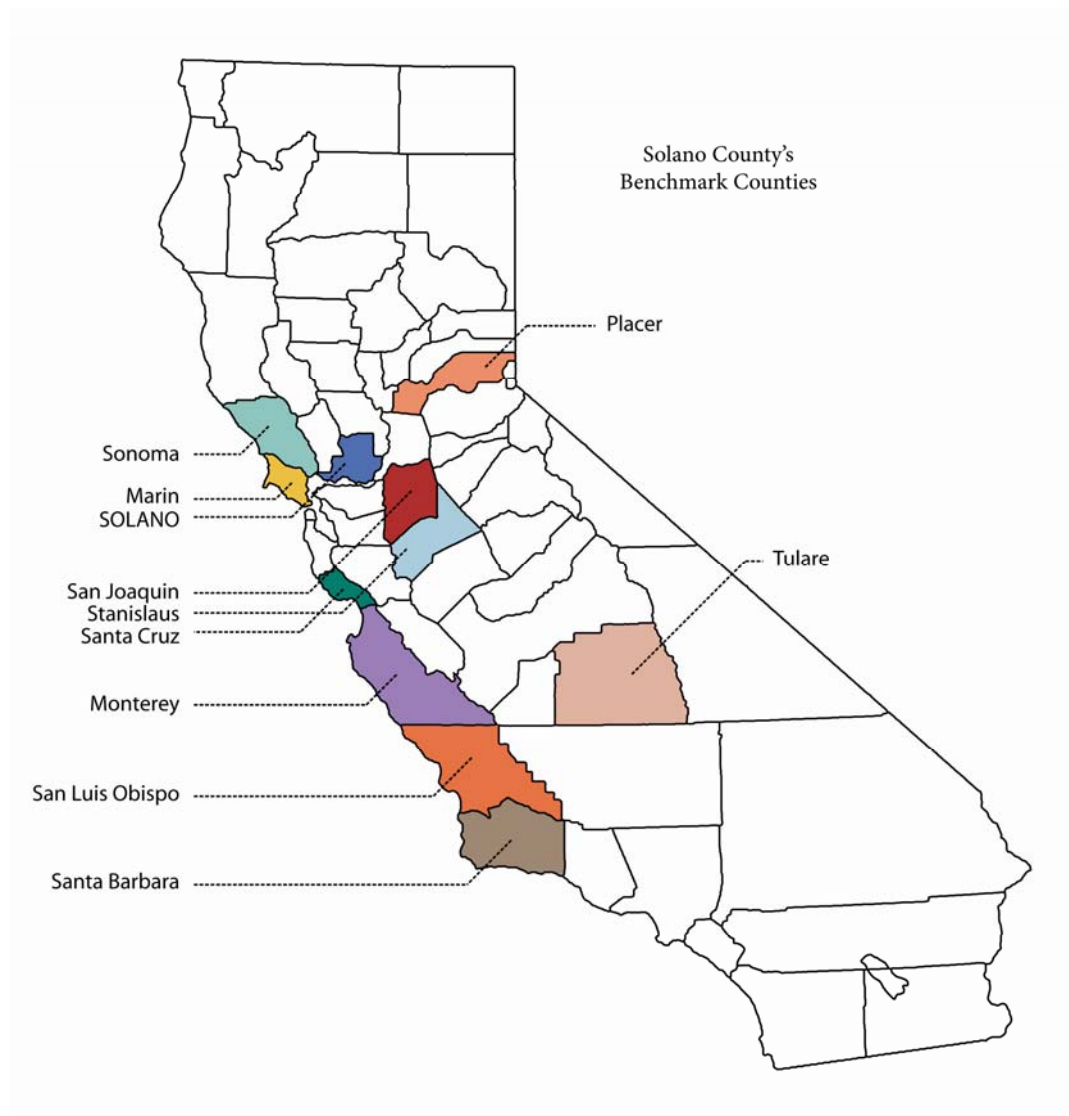
When reviewing the County of Solano's economic health, our County government's financial capacity, and our delivery of services to residents of unincorporated areas, we inevitably compare ourselves from the current year to past years.

Additionally, the question of how we compare with other counties is often asked. This leads to the question: Which counties should we use for comparison purposes?

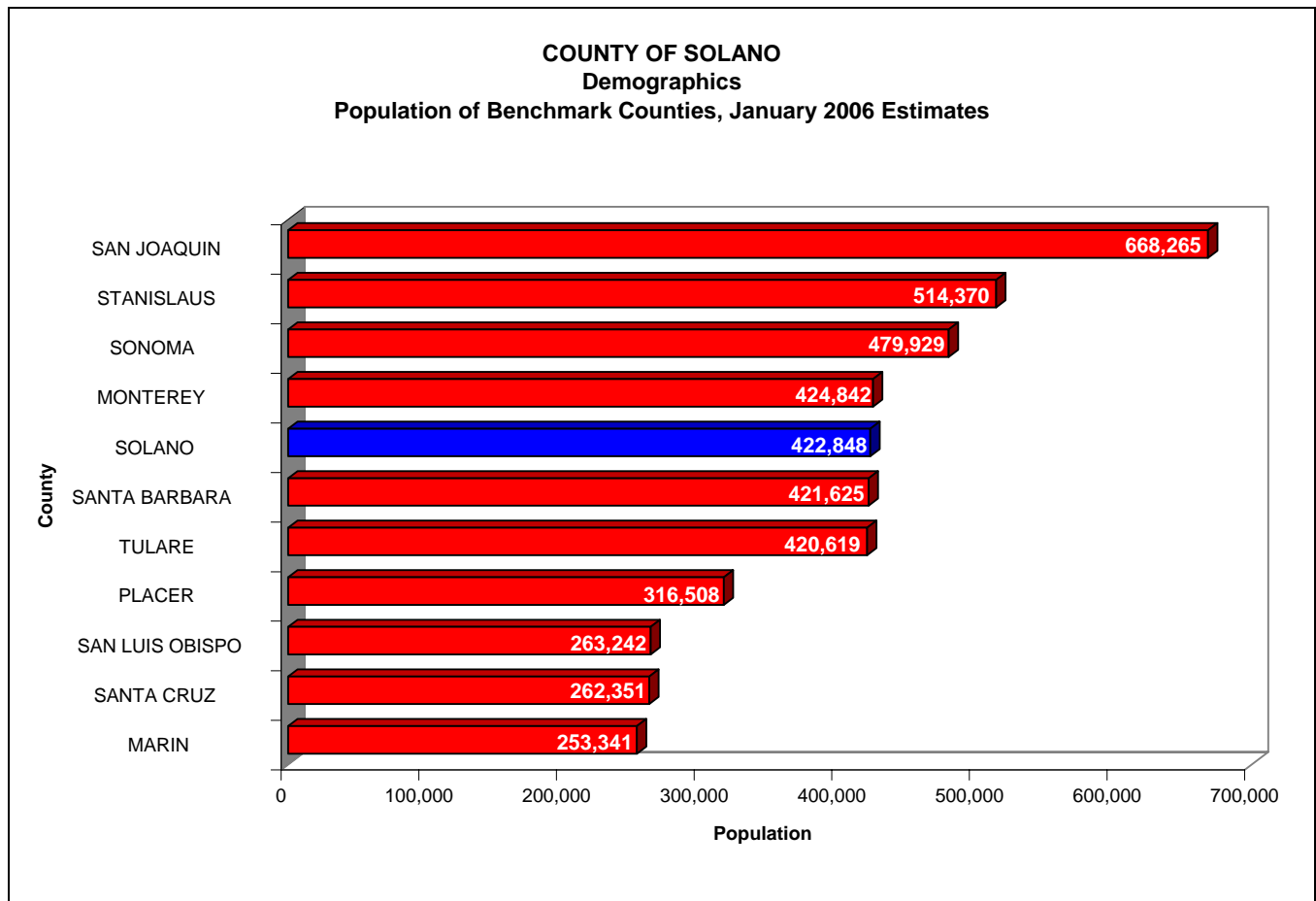
County Statistical Profile

We have selected a group of ten counties that are used for comparisons in the following five tables. The County of Solano has the following characteristics in common with each of these counties:

- They are the ten counties closest to Solano in population – four with higher population and six with lower population.
- A total population of more than 250,000 but less than 670,000.
- All include both suburban and rural environments.
- None contain a large metropolitan city.
- Seven are coastal or Bay Area counties.
- Most have the same urban growth vs. rural preservation issues facing Solano County.



County Statistical Profile



Source: California Department of Finance, Demographic Research Unit

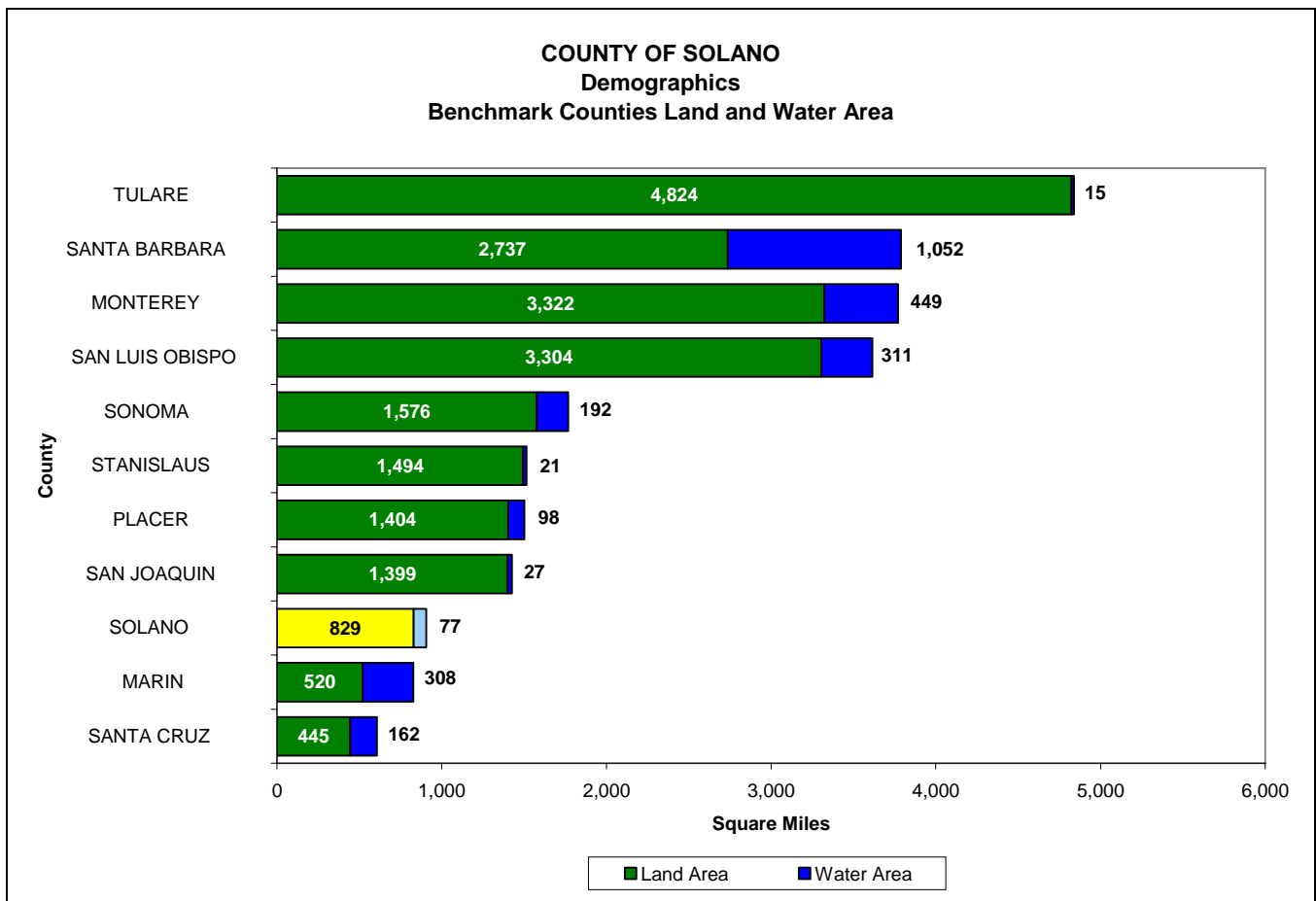
County Statistical Profile

According to the U.S. Census Bureau, Solano County consists of a total area of 907 square miles. Land area is represented by 829 square miles and water area by 77 square miles. Water area is 8.5% of total area.

San Francisco Bay, Suisun Bay, the Carquinez Straits, and the Sacramento River provide the County with natural borders to the south and west. Rich agricultural land lies in the north area of the County while rolling hills are part of the

south area. Over 60% of the County land area is comprised of farmland.

Despite having a smaller than average land and water area when compared to the Benchmark counties, Solano County's proximity to the Bay Area and the fact that the County contains the largest protected marsh habitat brings up complex issues for County government.

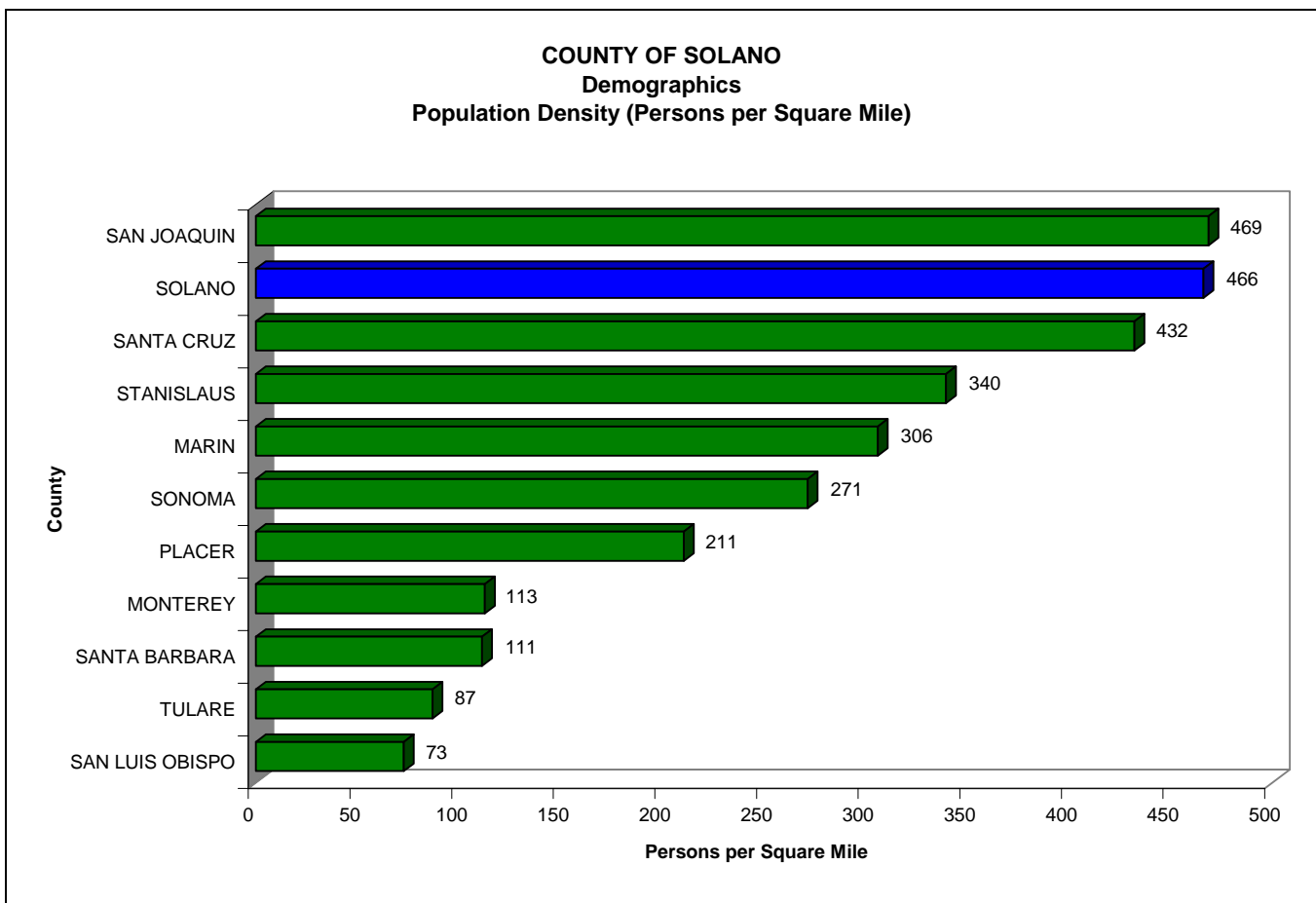


Source: U.S. Census Bureau

County Statistical Profile

As shown in the following tables entitled Population Density and Percent of Population Residing in the Unincorporated Area, while Solano County has a high per-square-mile population density, its residents are concentrated in cities. According to the California Department of Finance's January 2006 City/County Population Estimates, 82% of

California residents live in cities and 18% in unincorporated areas. In contrast, in Solano County, 95% of residents live within the County's seven cities. This phenomenon was not an accident. In the early 1980's the residents of the County passed the Urban Growth Initiative, Measure A, which limits most urban growth to incorporated cities.

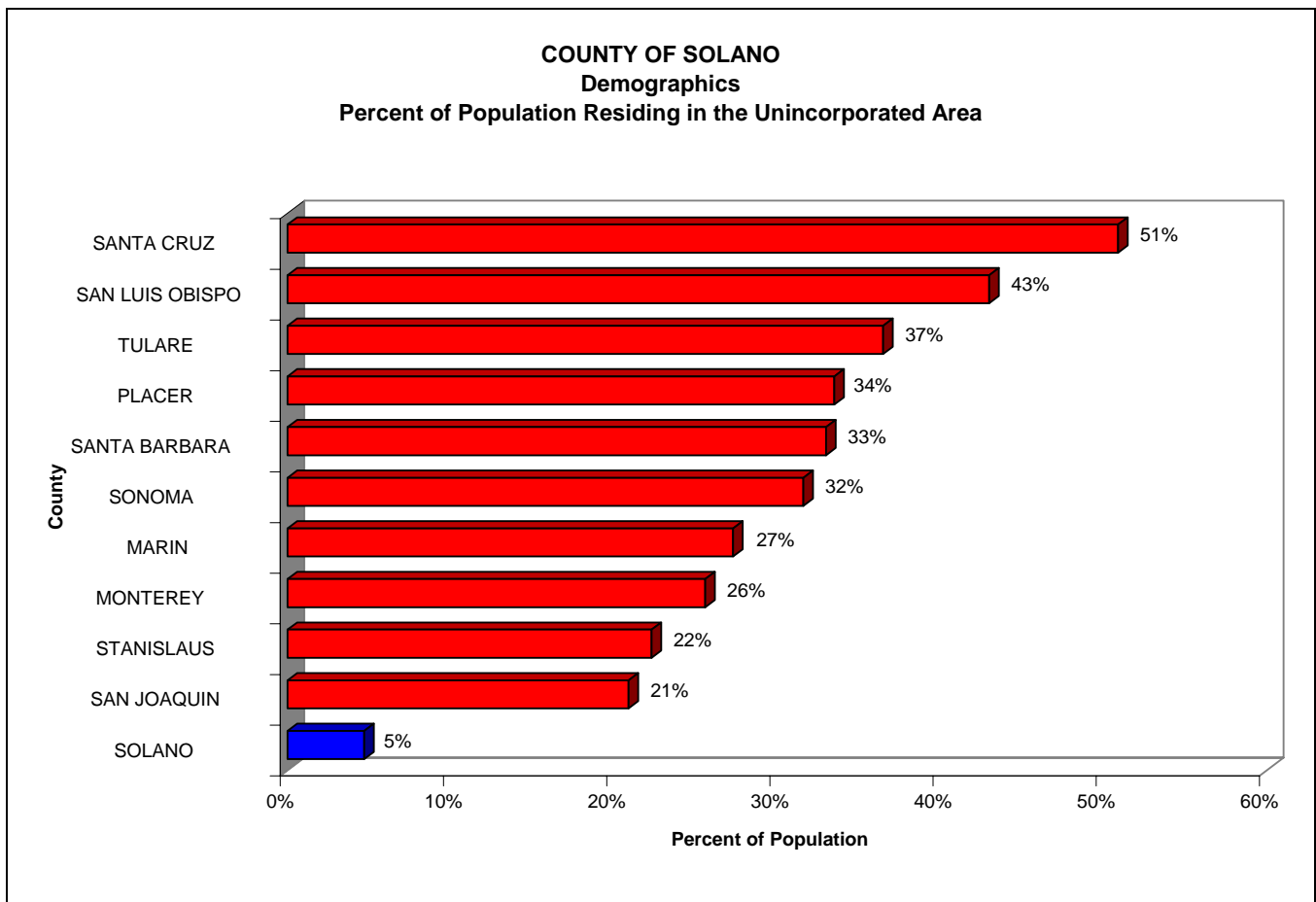


Source: California Department of Finance, Demographics Research Unit

County Statistical Profile

This unique mixture of a sizeable urban population and a large rural/agricultural base creates many problems and challenges for County government. These include:

- Balancing continuing urban growth pressures with the need to preserve agriculture and open space.
- Problems in the transition zones between urbanized areas and agricultural areas (i.e., land use, pesticide use, dust, odors and vermin).
- Coordination of infrastructure transitions from the urban areas to the rural areas (i.e., reliever routes, upgraded feeder streets/roads, flood control).
- A large urban driven need (as indicated by the high density per square mile) for health, public assistance and law and justice services, with little County government control or influence in promoting initiatives in the urban environment that would create long-term improvements.



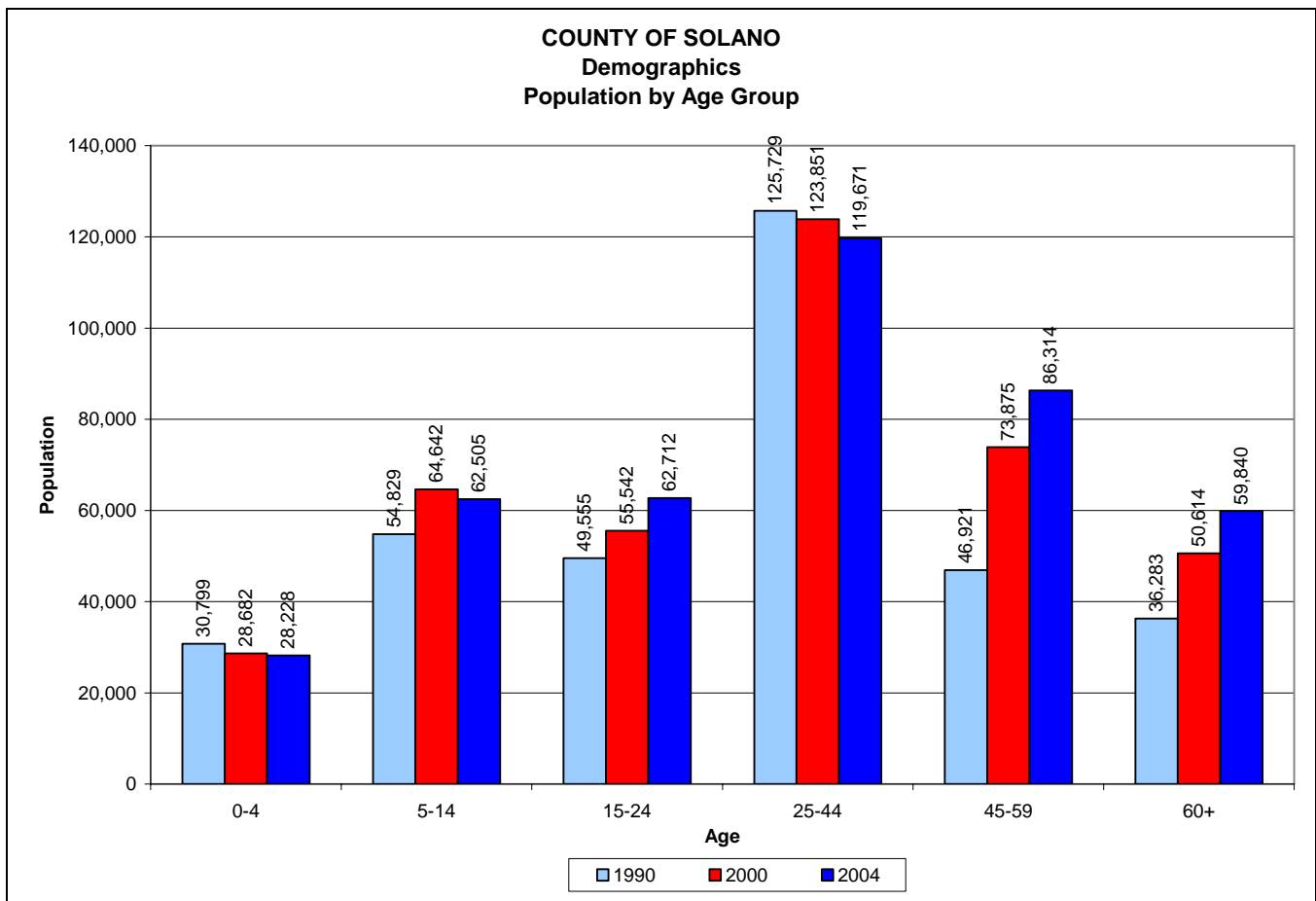
Source: California Department of Finance, Demographic Research Unit

Population and Demographic Profile

The following charts entitled Population by Age Group and Population by Percentages in Various Age Groups show that from the 1990 Census to the 2000 Census, the 45 to 59 age group of Solano County residents was the fastest growing population segment with an increase of 26,954 residents, a 57.4% increase. This age group increased by 12,439 more residents from the 2000 Census to the 2004 Census projections, a 16.8% increase. In 2004, this segment represented 20.6% of the County

population, just behind the 25 to 44 age group representing 28.5% of the County population.

In the last four years, from the 2000 Census to the 2004 Census projections, the 60+ age group of Solano County residents has become the fastest growing population segment with an 18.2% increase, or 9,226 new residents. This segment of the County's population is projected to continue to grow at a faster rate than the other age groups.



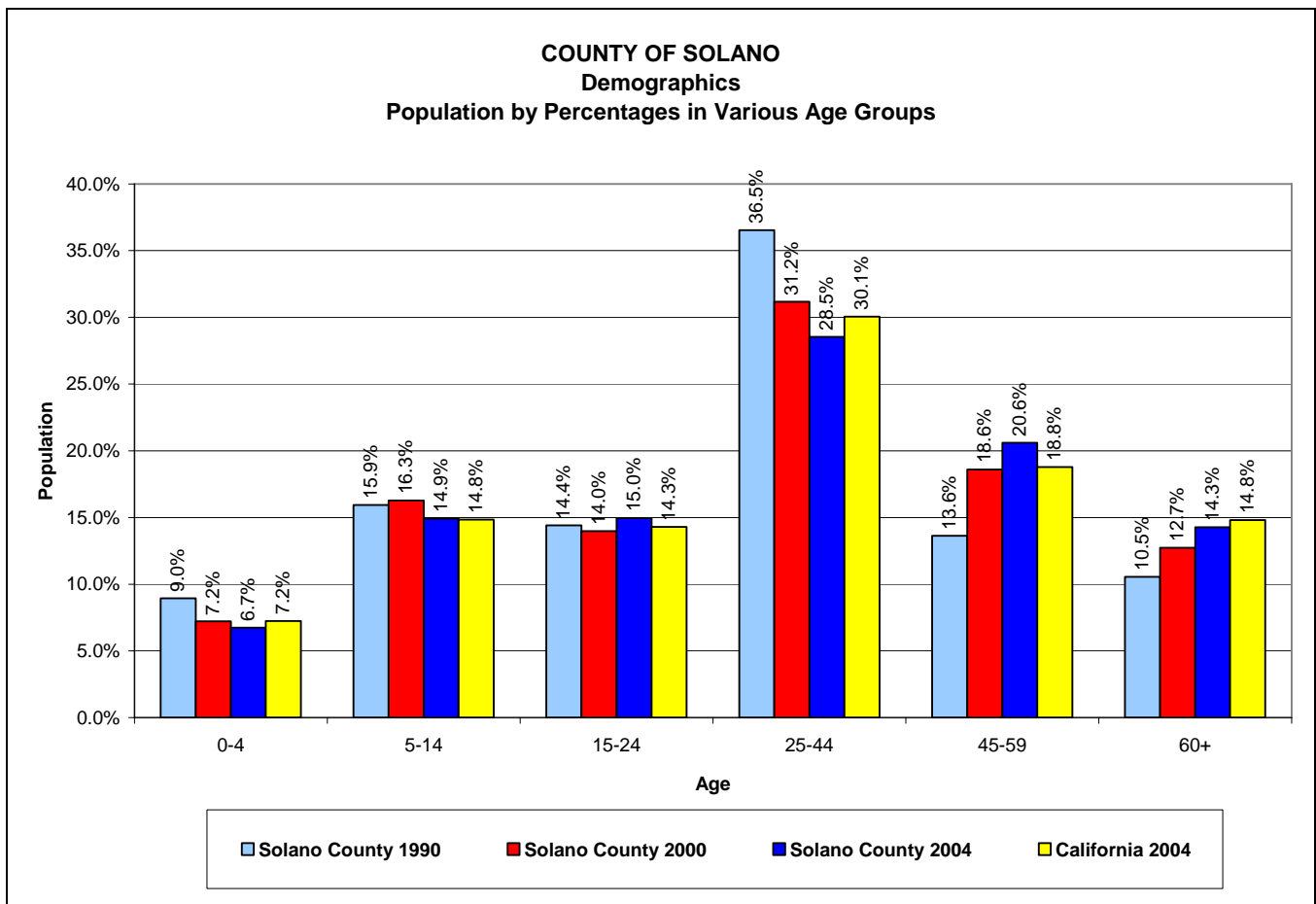
Source: California Department of Finance, Demographic Research Unit

County Statistical Profile

While the population in Solano County grew 21.8% between the 1990 Census and the 2004 Census projections, the 0 to 4 age group decreased (8.3%) and the 25 to 44 age group has decreased (4.8%). The County currently has less 0 to 4 age group residents now than it did in 1990 while the 60+ age group has increased 64.9% during the same time period. In 2004, 1 in every 7 County residents was over the age of 60.

the trend of these demographics indicators are consistent with the current “graying” of a large segment of the American population. The “Baby Boom” generation (those born between 1946 and 1964) represents a significant segment of the nation’s population, and they will begin reaching retirement age (65) in 2011. Over 34.9% of Solano County’s population and 33.6% of the State’s population are over 45 years of age.

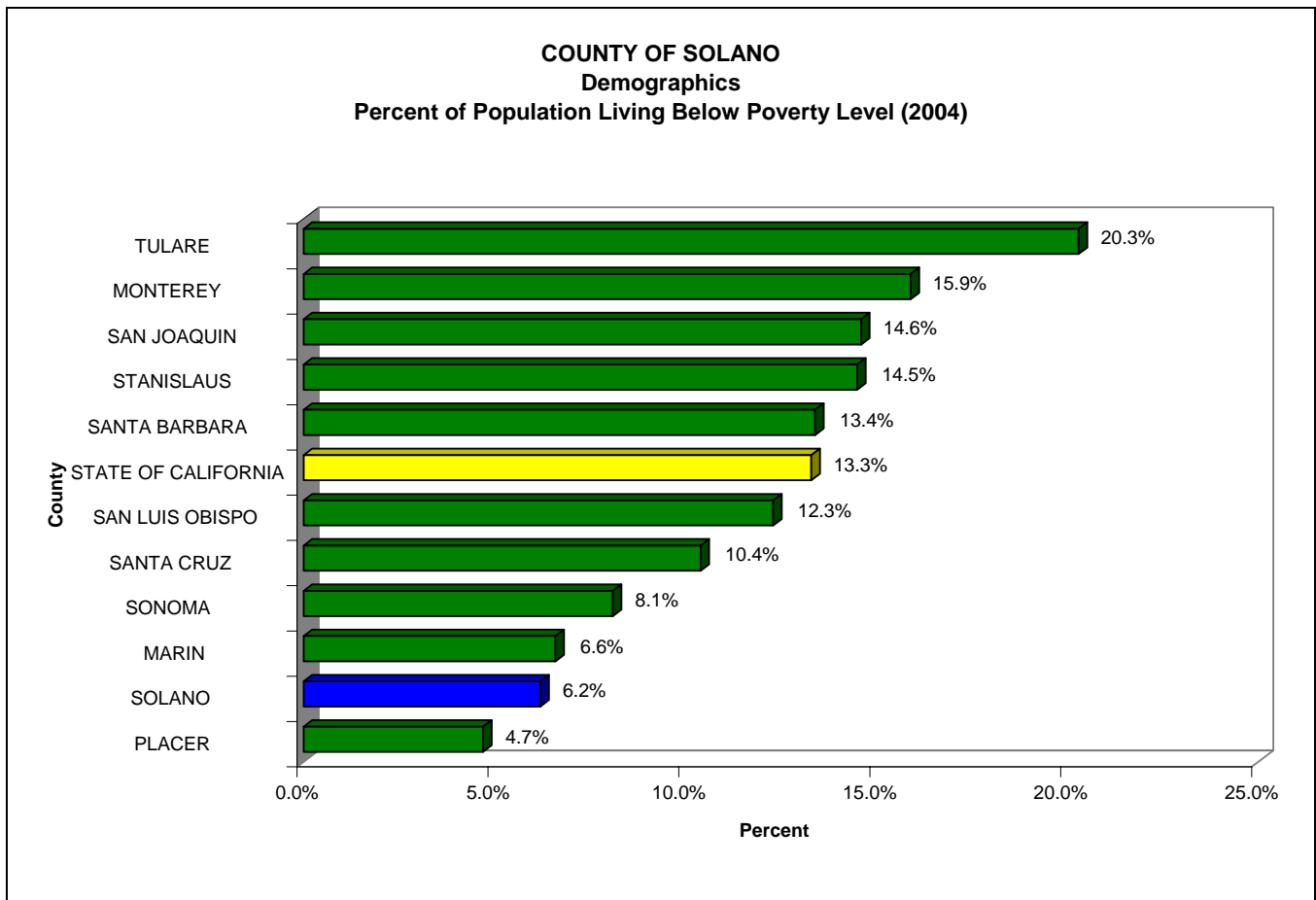
The age demographics in Solano County are very similar to those of the State of California and



Population Living in Poverty

The U. S. Census Bureau's 2004 American Community Survey poverty level figures show 6.2% of the County population living at or below poverty level. The U.S. Census Bureau's statistics on poverty provide an important measure of the country's economic well-being and are sometimes used to assess the need or eligibility for various types of public assistance.

Poverty statistics presented use thresholds prescribed for federal agencies by the Office of Management and Budget (OMB) and are estimates. While the County's level is not acceptable, it should be noted that only one of the comparison Counties has a lower rate. The County's rate is a significant improvement over the 13.3% State rate for population living at or below poverty level.



Source: U.S. Census Bureau, 2004 American Community Survey

County Statistical Profile

Population by Ethnicity

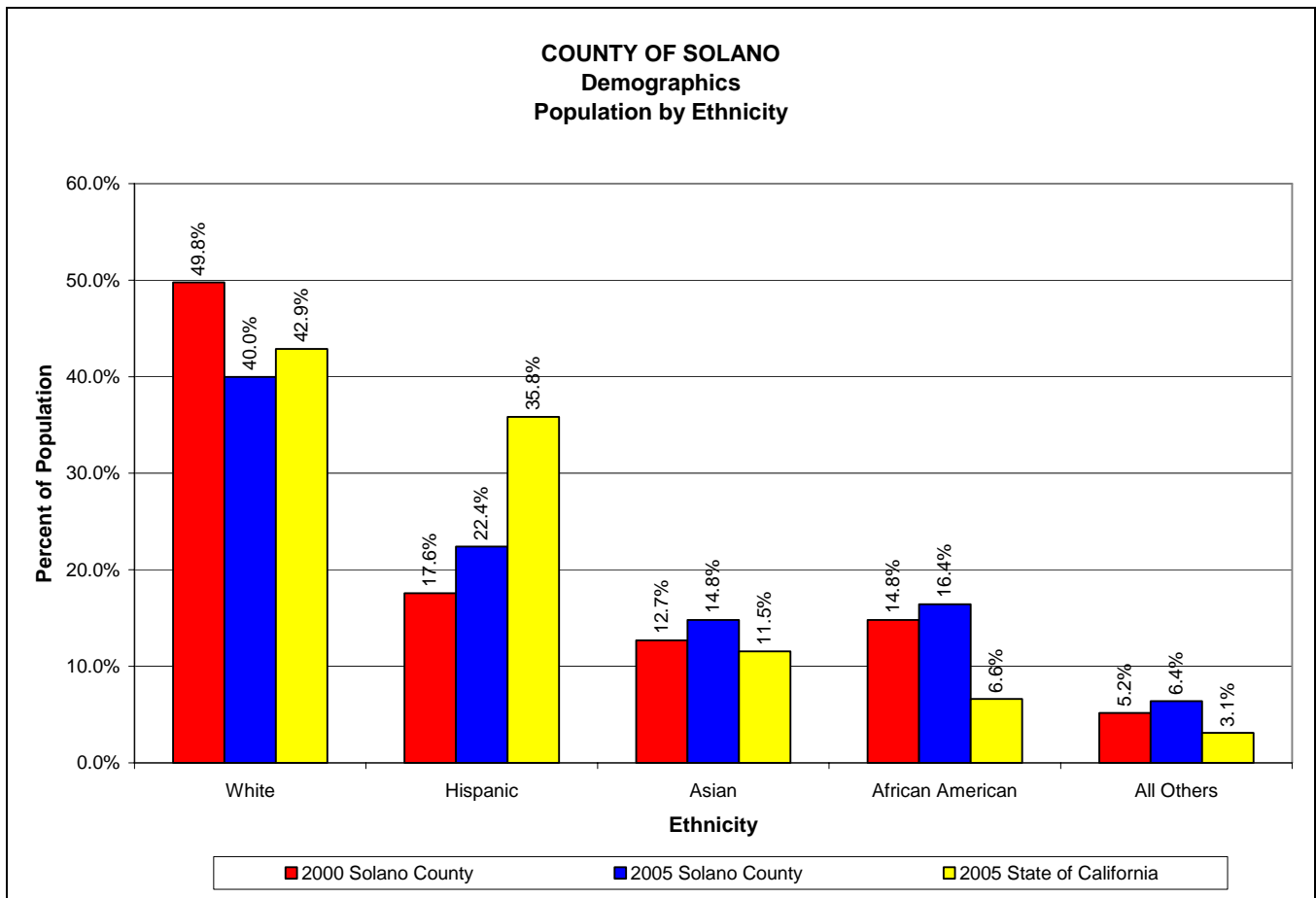
The following chart entitled Population by Ethnicity reflects July 1, 2000 and 2005 population projections by ethnicity. This data indicates that the percentages of ethnic minorities have increased in all ethnic segments, as well as on an overall basis. The White segment of the population has decreased (13.7%) over the last five years and (18.8%) over the last 15 years. In the year 2000, the White category represented almost 50% of the population; in 2005, this segment represented 40% of the population

The most significant increase occurred in the Hispanic segment with a 36.9% increase over

the 2000 data and represents 22.4% of the 2005 County population.

The Asian segment posted a 25.3% increase from the 2000 population data and represents 14.8% of the County population. The African American segment followed with a 19.2% increase since 2000 and represents 16.4% of the 2005 County population.

The Other segment (which includes Native Americans, Alaskan, Hawaiian, Pacific Islanders and Multi-race segments) population increased 33.1% over the same five-year period and represents 6.4% of the County's population.



Source: California Department of Finance, Demographic Research Unit

Major Private Sector Employers

The following Table shows the major private sector employers in Solano County and

illustrates the diverse nature of the County's economy.

Twenty Top Private Sector County Employers for 2005				
Rank	Company	Location	Type of Business	Number of Employees
1	Kaiser Permanente	Vallejo/Vacaville/Fairfield	Health Services	2,735
2	NorthBay Healthcare System	Fairfield	Health Services	1,301
3	Six Flags Marine World	Vallejo	Entertainment	1,200
4	ALZA Corporation	Vacaville	Biotech Manufacturing	700
5	Sutter Solano Medical Center	Vallejo	Health Services	674
6	Westamerica Bancorporation	Fairfield	Finance	542
7	Wal-Mart	Vacaville/Fairfield	Retail	523
8	Genentech Incorporated	Vacaville	Biotech Manufacturing	500
9	Anheuser-Busch Brewery	Fairfield	Manufacturing (Brewery)	465
10	Albertson's Distribution Center	Vacaville	Distribution	450
11	CSK Auto, Inc. (Kragen)	Dixon	Distribution	420
12	Hines Wholesale Nursery	Vacaville	Agriculture	400
13	Jelly Belly Candy Company	Fairfield	Manufacturing	400
14	TIMEC Company	Vallejo	Construction	400
15	Valero Refining Company	Benicia	Oil (Refinery)	400
16	Corey Delta Incorporated	Benicia	Construction	350
17	Travis Credit Union	Vacaville	Finance	350
18	Macy's	Fairfield	Retail	337
19	Henry Wine Group	Benicia	Distribution	280
20	Simpson Dura Vent	Vacaville	Manufacturing	275

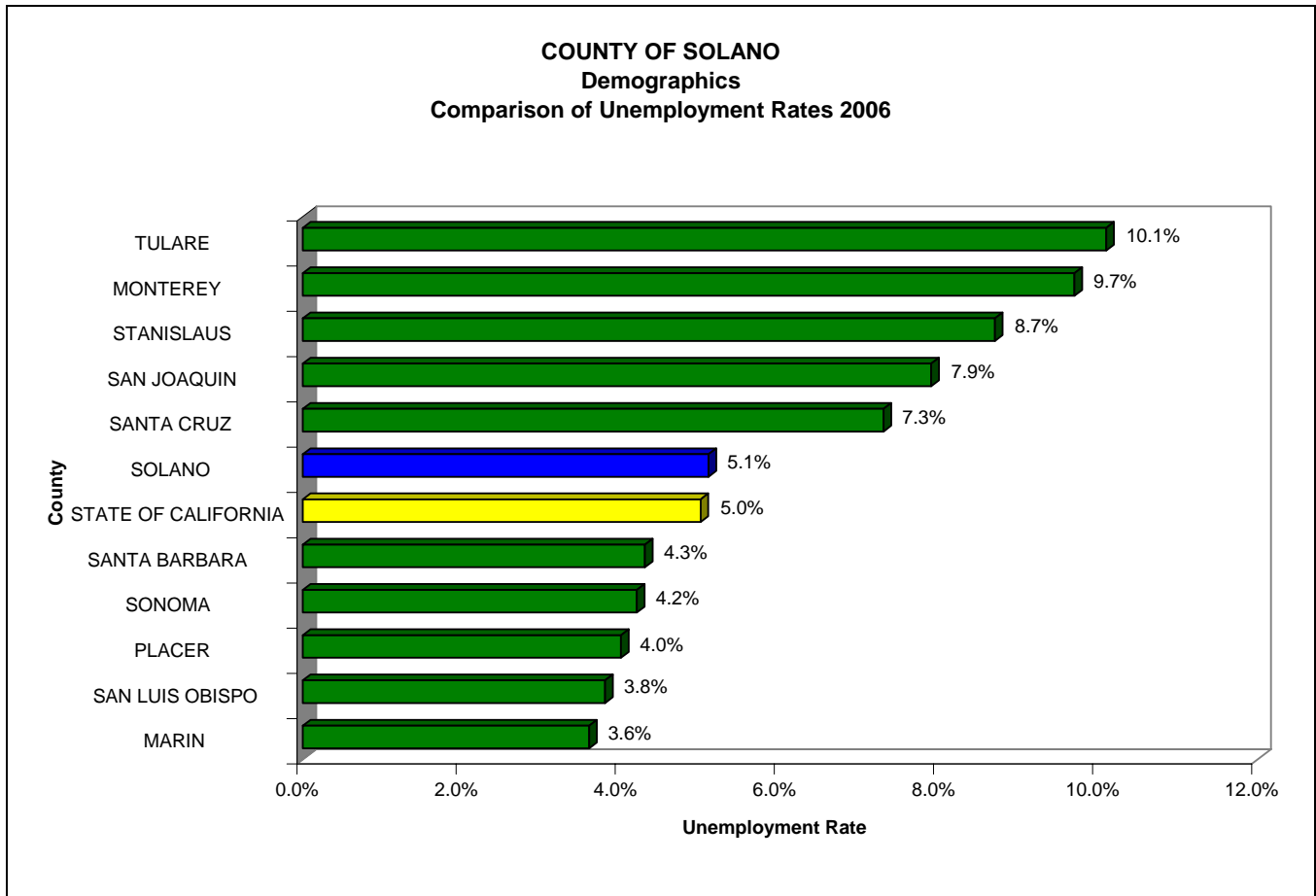
Source: Solano Economic Development Corporation – November 2005

County Statistical Profile

Employment and Economic Growth

Solano County has experienced steady employment growth along with its 12.6% increase in population in the last decade.

The graph below shows the County's unemployment rate to the comparison counties and the State of California.



Source: California Employment Development Department

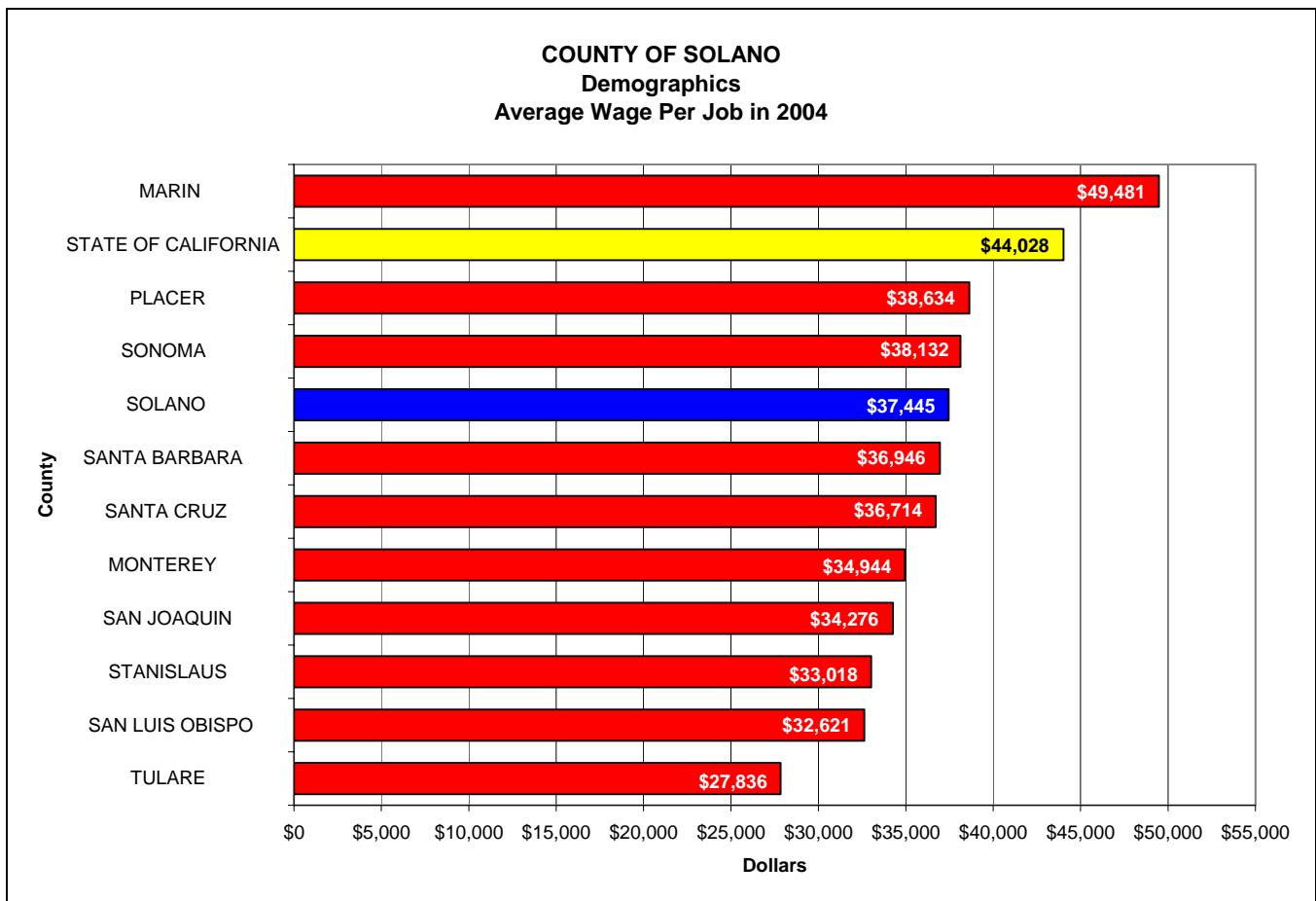
County Statistical Profile

The high number of County residents who currently work out of the County, approximately 42% of the workforce, indicates that in most industries the number of employment opportunities lag behind the number of working County residents who have skills in each specific industry. The job growth in Solano County shows moderate increases totaling 20.3% over the 14-year period since 1990. The Association of Bay Area Governments (ABAG) projections through 2010 show Solano County job growth rates at approximately 2% percent per year, or 9% over the next 5 years. At this pace, a significant percentage of County residents will continue to commute to neighboring counties to work.

Between 2000 and 2005, 11,900 new jobs were created. The fastest growing County industries since 2000 by overall percentage gain are:

- Financial and Leasing sector with 1,550 new jobs, or 18.1%.
- Professional and Managerial Services with 1,610 new jobs, or 16.5%.
- Health and Education Services with 3,970 new jobs, or 13.6%.
- Arts, Recreation and Other Services with 2,100 new jobs, or 11.8%.
- Construction with 1,140 new jobs, or 10.9%.
- Retail sector with 1,150 new jobs, or 6.5%.
- Transportation and Utilities sector with 310 new jobs, or 5.9%.

As a result of moderate job growth, Solano County's average wage per job of \$37,445 is slightly above the median range of our comparison counties, as demonstrated by the following chart.



Source: Bureau of Economic Analysis, U.S. Department of Commerce

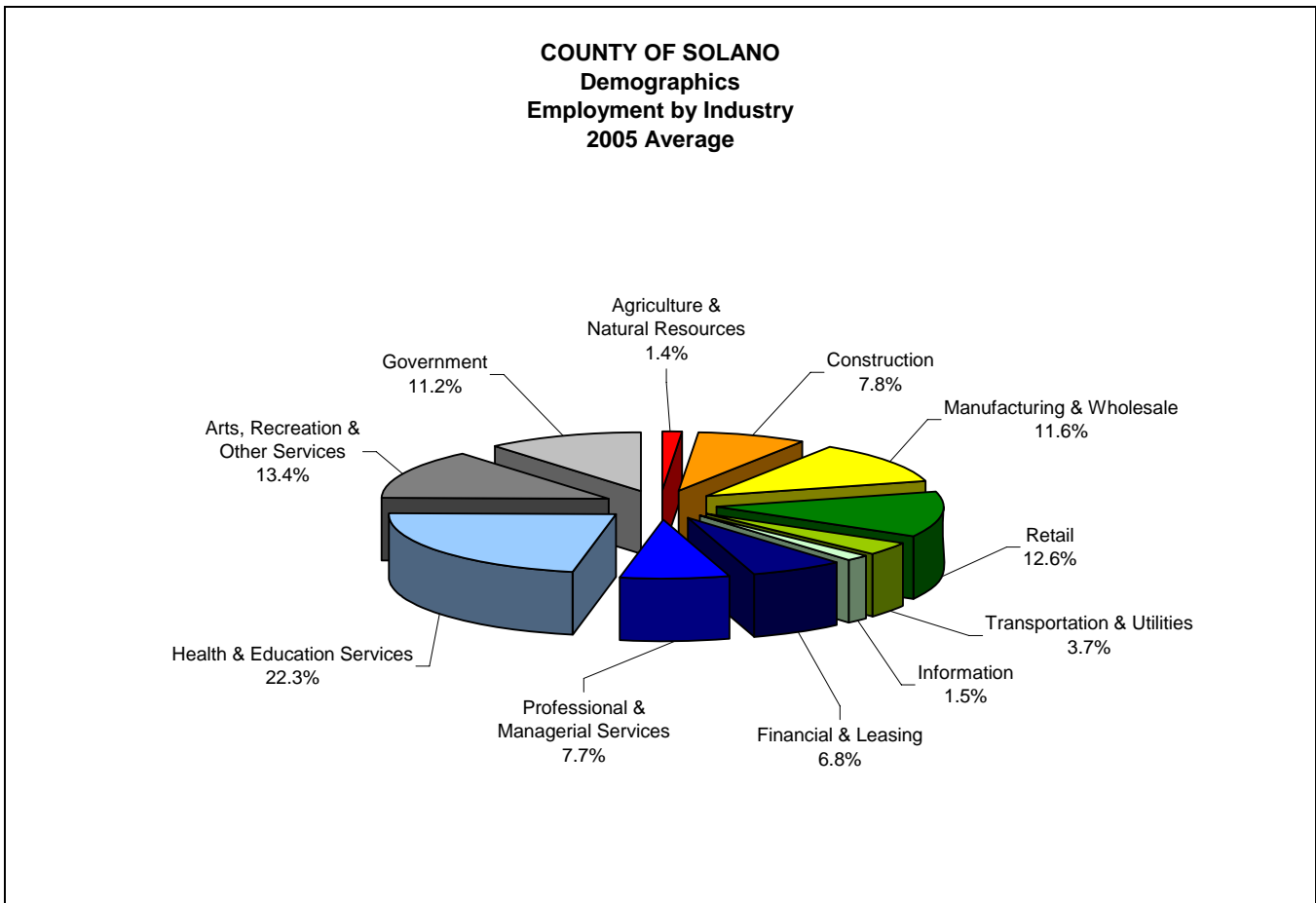
County Statistical Profile

The graph below represents the distribution of the 148,640 jobs projected by ABAG in various industries in Solano County in 2005. The 148,640 jobs in these industries include:

- 2,010 in Ag and Natural Resources;
- 2,300 in Information;
- 5,530 in Transportation and Utilities;
- 10,130 in Financial and Leasing;
- 11,380 in Professional and Managerial Services;
- 11,560 in Construction;
- 16,700 in Government;
- 17,200 in Manufacturing and Wholesale;

- 18,750 in Retail;
- 19,890 in Arts, Recreation and Other Services; and
- 33,190 in Health and Education Services.

If the local workforce were able to fill all the available jobs in Solano County, we would still need approximately 61,000 additional jobs to allow all of our residents to live and work here. In reality, it's unlikely that there would be enough jobs in appropriate industries for the existing County workforce of 210,000.



Source: Association of Bay Area Governments – Projections 2005

Solano County Commuting

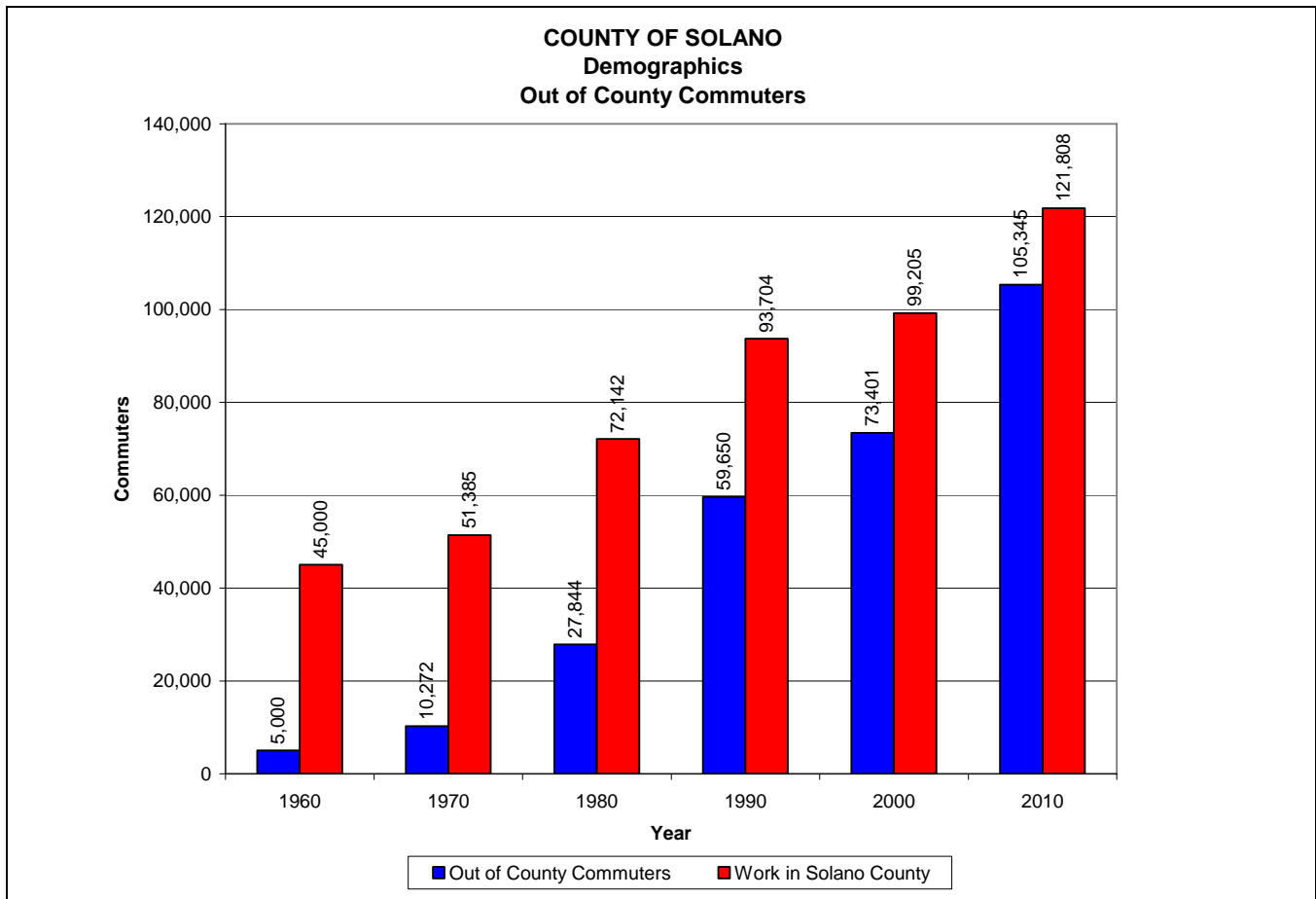
The graph below represents the numbers of average daily commuters for a typical spring weekday. It includes all commuters who reside in Solano County using any means of transportation commuting mainly to the following neighboring counties: San Francisco, San Mateo, Santa Clara, Alameda, Contra Costa, Napa, Sonoma, and Marin.

The forecasts were compiled by Metropolitan Transportation Commission using the ABAG's Projections 2003 data and Census 2000 journey-to-work data.

Solano County commuters increased 23.1% from 1990 to 2000 while the population increased 15.9% during the same ten-year period.

While the majority of the County's workforce work in the County, in the year 2000 approximately 42% of the County residents commuted outside of Solano County to work. Of those commuters, 37.4% commuted to neighboring counties. In the year 2010, it is projected that 46.4% of the workforce in the County will commute to work.

With all but one of the County's cities positioned along the Interstate 80 and 680 corridors, Solano County provides the commuter with access to Bay Area jobs and a lower living cost.



Source: Metropolitan Transportation Commission Forecasts

County Statistical Profile

Gross Agricultural Crop Value

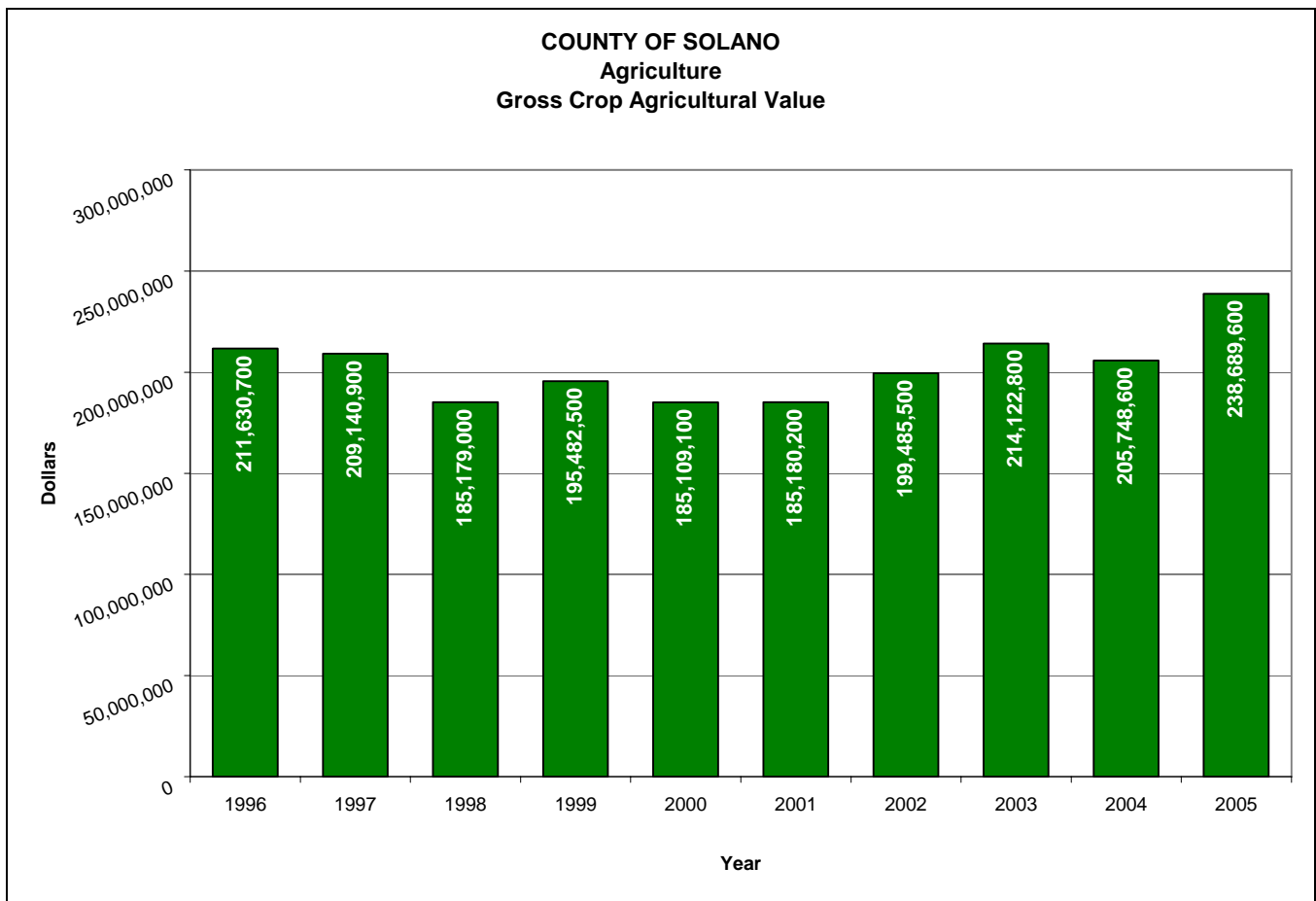
Sales of agricultural products continue to sustain the County's economy. With a 2005 estimated value of \$238,689,600, Solano County agriculture is diversified with approximately 75 different commodities including fruits, nuts, vegetables, grains, seed, nursery stock and livestock.

The 2005 estimated value of Solano County agriculture is divided as follows:

- Field Crops \$52,812,700;
- Nursery Production \$50,018,000;
- Fruit and Nut Crops \$37,918,500;

- Livestock Production \$37,268,300;
- Vegetable Crops \$36,505,000;
- Livestock and Poultry Products \$13,633,600; and
- Seed Crops \$10,533,500.

Statewide data from all counties' 2004 commodity reports ranked Solano County 30th out of 58 counties in California in gross value of agricultural production.

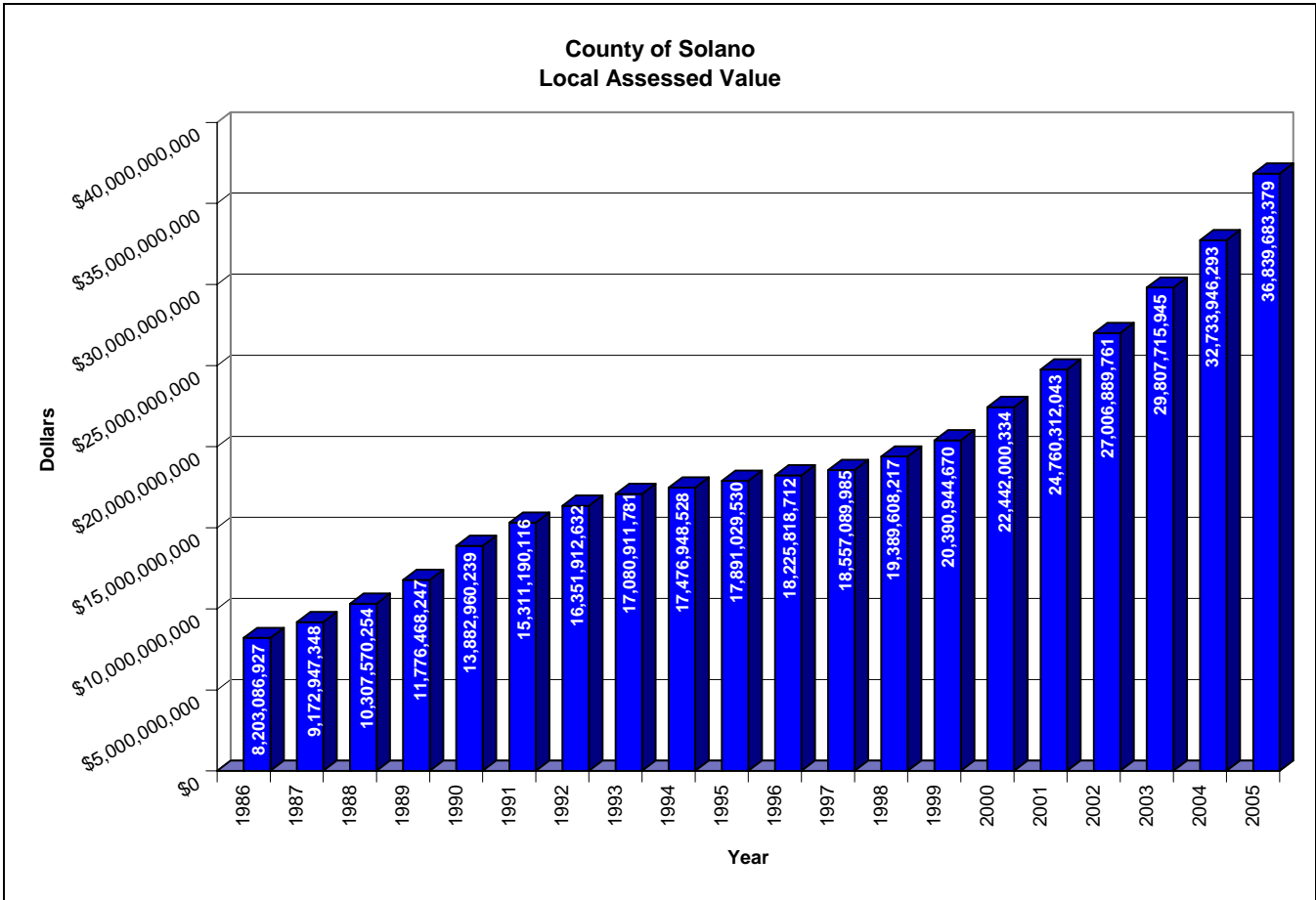


Source: County of Solano Agricultural Commissioner

County Assessed Values and Growth

This Table illustrates the 20-year growth in assessed values in Solano County. Property taxes are a major source of local governmental revenues and are determined by assessed values.

The 2005 Assessment Roll of \$36.8 billion increased 12.5% over the prior year's roll value and represents property ownership values in Solano County as of January 1, 2005. The property tax rate throughout the entire State of California is 1% of assessed value.



Source: County of Solano, Assessor's Office, January 2006

County Statistical Profile

Principal Property Tax Payers

COUNTY OF SOLANO			
Principal Taxpayers with over \$50,000,000 in Assessed Value for FY2005/06			
Principal Property Tax Payers	Business Type	Assessed Value FY2005/06	Tax Obligation*
Valero Refining Company Calif.	Oil	965,527,119	10,831,513
Pacific Gas & Electric Company	Utility	352,080,731	4,471,241
Genentech Incorporated	Manufacturing	344,496,548	4,041,303
Anheuser Busch Incorporated	Manufacturing	299,713,814	3,322,816
High Winds LLC	Energy	168,425,559	1,684,255
Pacific Bell Telephone Company	Utility	157,201,089	1,966,437
Alza Corporation	Manufacturing/Warehousing	132,087,412	1,496,612
California Northern Railroad	Transportation	129,455,026	1,823,732
Solano Mall LLC	Commercial Sales	92,553,418	1,028,320
Calwest Industrial Holdings	Manufacturing/Warehousing	80,734,856	942,359
Centro Watt Property Owner II	Commercial Sales & Service	66,986,256	898,903
SFPP LP	Transportation	66,096,636	793,488
Park Management Corporation	Theme Park	58,843,888	1,268,192
Chiron Corporation	Manufacturing	55,106,610	582,140
CPG Finance II LLC	Commercial Sales & Service	52,546,599	1,107,372
Amcor PET Packaging USA Inc.	Manufacturing	51,593,062	1,691,458
Gilroy Energy Center LLC	Manufacturing/Warehousing	50,618,934	545,931

*Note: The Tax Obligation is calculated at 1% plus voter approved bonds and any special assessments. Rates vary by Tax Area Code.
 LLC - Limited Liability Corporation
 LP - Limited Partnership

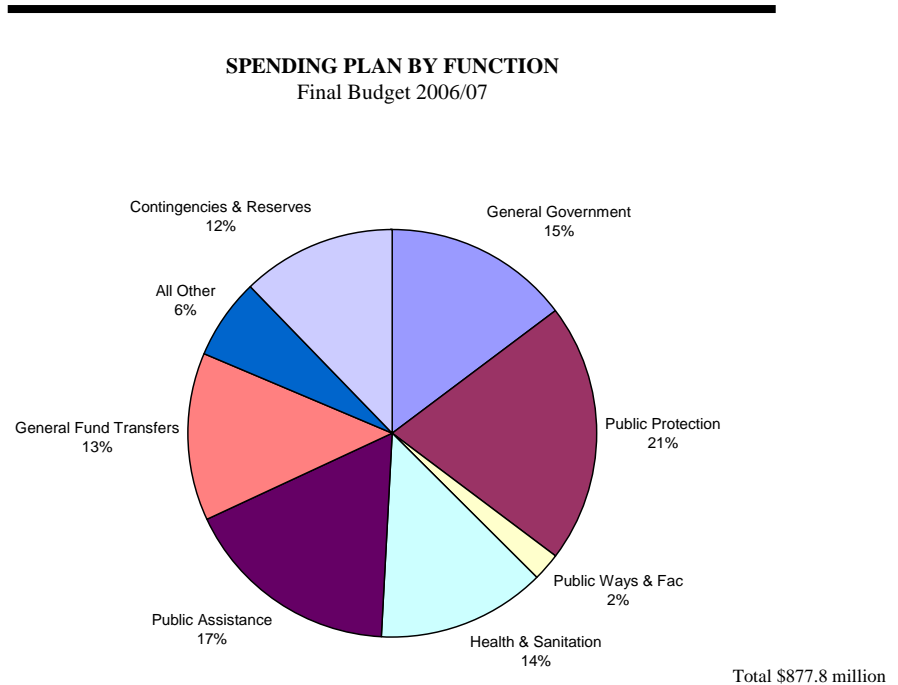
Source: County of Solano, Tax Collector/County Clerk, April 2006

Financial Summary

The Spending Plan by Function chart indicates the percent of total for each of the functional areas required within the County Budget.

As shown, Public Protection represents the single largest category of County expenditures at 21%.

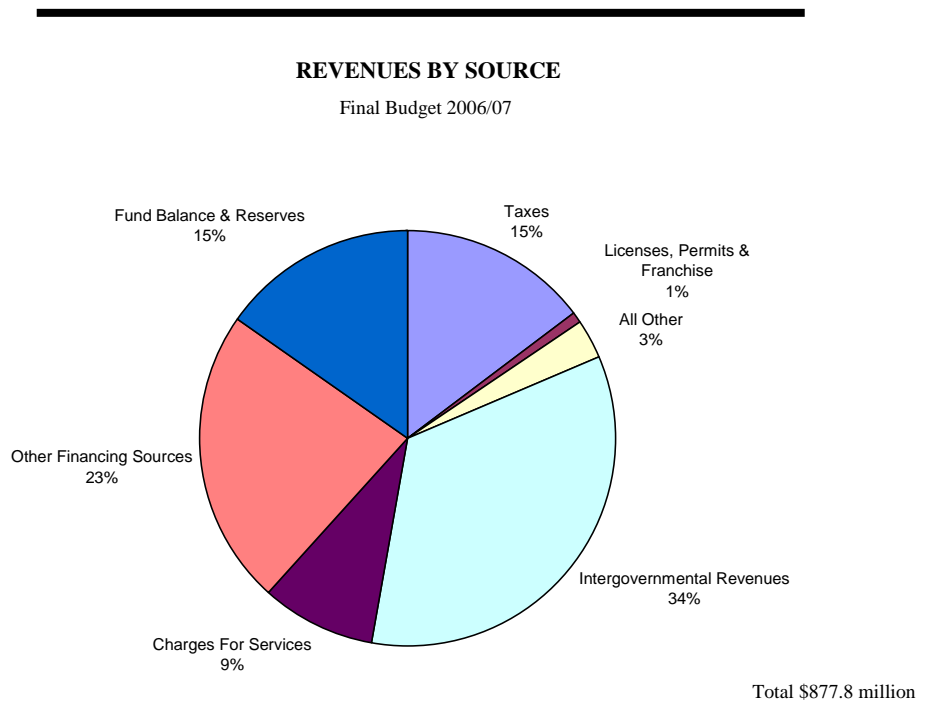
Public Assistance, the second largest, represents 17% of the total.



Revenues by Source chart indicates the sources of funding to finance the Budget.

As shown, the single largest revenue source for the County Budget is Intergovernmental Revenue from State and Federal Agencies.

The County receives these revenues from State and Federal agencies, and most have specific requirements for how the funds can be spent. Intergovernmental Revenue represents 34% of the total, followed by the Other Financing Sources of 23%. Fund balances and reserves and Taxes provide 15% each of the financing followed by Charges for Services at 9%. The All Other category represents 3%. The Licenses and Permits category brings in 1% of the County's funding.



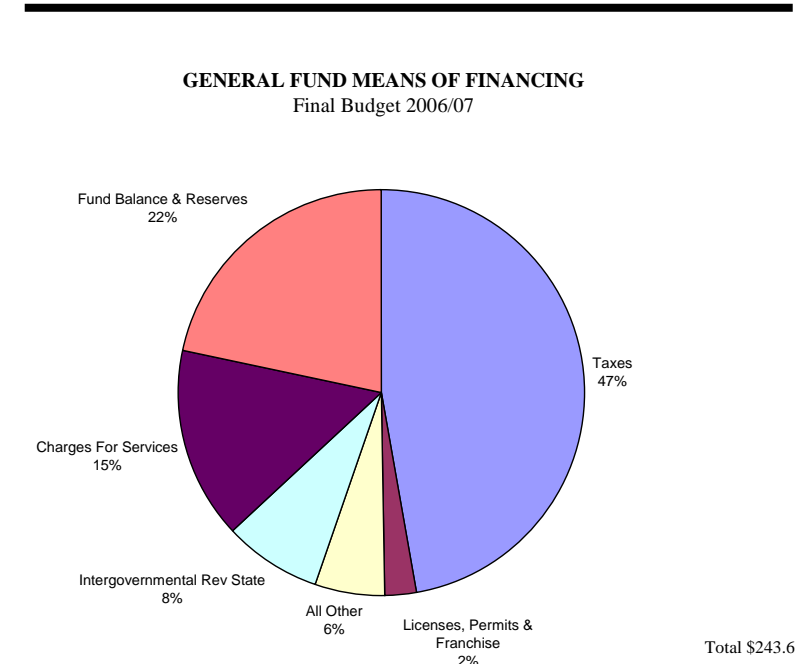
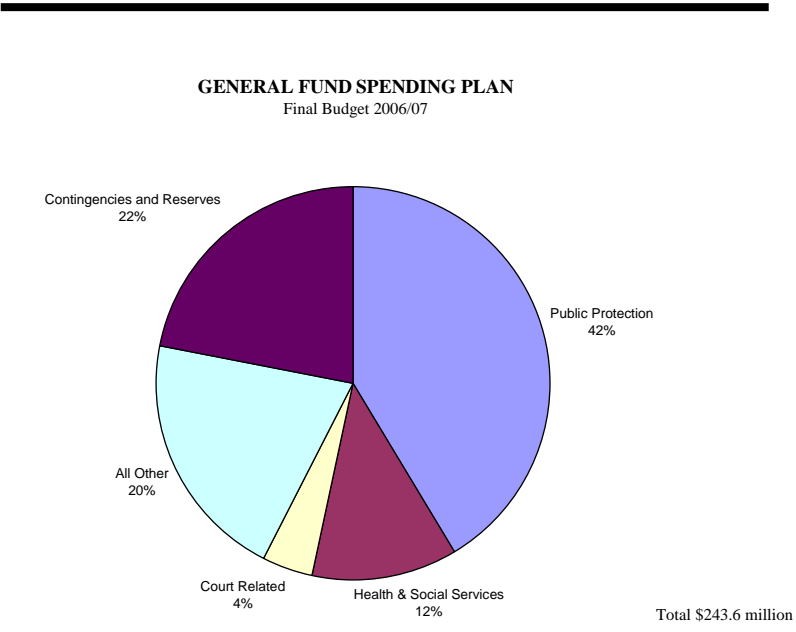
County Statistical Profile

The General Fund Spending Plan chart portrays a total of \$243.6 million. As shown, the Public Protection category represents the single largest category of expenditures at 42%. This category includes the Sheriff and all other Public Safety departments: the District Attorney, Public Defender & Conflict Defender, Other Defense and Probation. The All Other category takes 20%. Departments listed under the All Other category include Ag Commissioner, Animal Care, Environmental Management, LAFCo, Legislative, Administrative and Financing. Health and Social Services is the third largest category of General Fund use at 12% of the total. The County's Maintenance of Effort (MOE) to the Courts is 4% of the total.

Public Protection accounts for 42% of all General Fund spending.

The following General Fund Means of Financing Chart indicates the sources of funding to finance the General Fund spending plan.

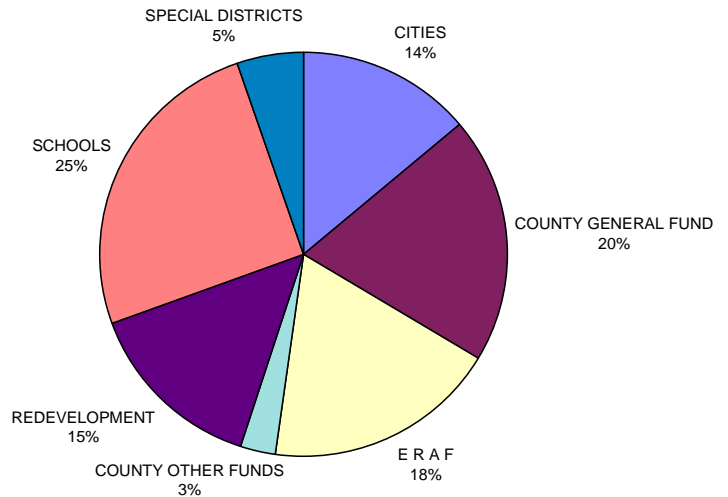
As shown, the largest means of financing is Taxes representing 47% of the total, followed by Fund Balance and reserves of 22%. Charges for Services 15% of the financing followed by Intergovernmental Revenues at 8%. The All Other category represents 6%. The Licenses, Permits & Franchise category brings in 2% of the General Fund financing.



County Statistical Profile

The Property Tax Allocation chart illustrates how the property taxes collected in Solano County are distributed among the various local agencies. The property tax is a major source of discretionary revenues for Schools, Special Districts, Cities and Counties. The Schools are the largest recipient of the property tax dollars representing 43% (includes Educational Revenue Augmentation Fund). The County General Fund is the second largest recipient at 20%. The Redevelopment Agencies receive 15%, followed by the Cities at 14%. The Special Districts receive 5% and Other County Funds receive 3%.

Where the Typical Property Tax Dollar Goes



Source: Solano County Auditor-Controller's Office

**COUNTY OF SOLANO
STATE OF CALIFORNIA
ALL FUNDS FINANCING USE DETAIL
FOR THE FISCAL YEAR 2006-2007**

FINANCING USES CLASSIFICATION APPROPRIATIONS AND REVENUES	2006 FINAL ADOPTED	2007 FINAL ADOPTED	DIFFERENCE	PERCENTAGE OF CHANGE
APPROPRIATIONS				
Salaries and Employee Benefits	249,719,465	261,082,393	11,362,928	4.55%
Services and Supplies	95,370,750	114,129,529	18,758,779	19.67%
Other Charges	198,851,586	173,822,622	-25,028,964	-12.59%
F/A Land	1,800,000	2,536,000	736,000	40.89%
F/A Bldgs and Imprmts	16,795,831	64,190,215	47,394,385	282.18%
F/A Equipment	3,357,022	1,862,237	-1,494,785	-44.53%
Other Financing Uses	144,352,102	153,151,861	8,799,758	6.10%
Residual Equity Transfers	0	58,700	58,700	0.00%
Intra-Fund Transfers	-952,987	-1,037,920	-84,933	8.91%
Contingencies and Reserves	90,531,417	107,986,760	17,455,343	19.28%
TOTAL APPROPRIATIONS	\$ 799,825,185	\$ 877,782,396	\$ 77,957,211	9.75%
REVENUES				
Taxes	81,118,884	129,607,484	48,488,600	59.77%
Licenses, Permits & Franchise	6,061,491	6,420,812	359,321	5.93%
Fines, Forfeitures, & Penalty	5,585,476	6,007,191	421,715	7.55%
Revenue From Use of Money/Prop	4,919,733	7,125,241	2,205,508	44.83%
Intergovernmental Rev State	216,407,816	192,999,458	-23,408,358	-10.82%
Intergovernmental Rev Federal	105,762,229	90,745,916	-15,016,313	-14.20%
Intergovernmental Rev Other	18,938,663	17,698,982	-1,239,681	-6.55%
Charges For Services	81,251,076	77,804,769	-3,446,306	-4.24%
Misc Revenue	9,452,363	13,427,704	3,975,341	42.06%
Other Financing Sources	50,980,314	90,163,480	39,183,166	76.86%
General Fund Contribution	98,130,209	110,848,084	12,717,875	12.96%
Residual Equity Transfers	0	58,700	58,700	0.00%
From Reserve	5,599,863	3,613,783	-1,986,080	-35.47%
Fund Balance	0	0	0	0.00%
TOTAL REVENUES	\$ 684,208,117	\$ 746,521,604	\$ 62,313,488	9.11%
NET COUNTY COST	\$ 115,617,068	\$ 131,260,792	\$ 15,643,724	13.53%

**COUNTY OF SOLANO
STATE OF CALIFORNIA
GENERAL FUND FINANCING USE DETAIL
FOR THE FISCAL YEAR 2006-2007**

FINANCING USES CLASSIFICATION APPROPRIATIONS AND REVENUES	2006 FINAL ADOPTED	2007 FINAL ADOPTED	DIFFERENCE	PERCENTAGE OF CHANGE
APPROPRIATIONS				
Salaries and Employee Benefits	34,141,198	36,099,602	1,958,404	5.74%
Services and Supplies	21,213,247	25,969,853	4,756,605	22.42%
Other Charges	17,380,759	11,644,930	-5,735,829	-33.00%
F/A Bldgs and Imprmts	25,000	0	-25,000	-100.00%
F/A Equipment	1,784,287	45,696	-1,738,591	-97.44%
Other Financing Uses	105,683,563	117,233,130	11,549,567	10.93%
Intra-Fund Transfers	-1,032,190	-1,037,920	-5,730	0.56%
Contingencies and Reserves	36,099,379	53,672,880	17,573,501	48.68%
TOTAL APPROPRIATIONS	\$ 215,295,243	\$ 243,628,171	\$ 28,332,927	13.16%
REVENUES				
Taxes	68,020,429	115,291,359	47,270,930	69.50%
Licenses, Permits & Franchise	5,295,222	5,616,399	321,177	6.07%
Fines, Forfeitures, & Penalty	2,983,250	2,755,500	-227,750	-7.63%
Revenue From Use of Money/Prop	1,485,250	2,257,700	772,450	52.01%
Intergovernmental Rev State	35,123,714	4,229,360	-30,894,354	-87.96%
Intergovernmental Rev Federal	2,040,872	86,742	-1,954,130	-95.75%
Intergovernmental Rev Other	13,469,395	14,919,977	1,450,582	10.77%
Charges For Services	35,536,108	36,870,159	1,334,051	3.75%
Misc Revenue	4,972,980	6,610,837	1,637,857	32.94%
Other Financing Sources	1,055,972	1,961,174	905,202	85.72%
From Reserves	0	2,462,000	2,462,000	0.00%
TOTAL REVENUES	\$ 169,983,192	\$ 193,061,207	\$ 23,078,015	13.58%
NET COUNTY COST	\$ 45,312,052	\$ 50,566,964	\$ 5,254,912	11.60%

This Page Intentionally Left Blank

County of Solano
Final Budget 2006/07
Position Allocation Report
Effective 7/1/2006

Dept.	Position Title	ALLOC	LT	LT Expiration Date	Reason
2830	AGRICULTURE DEPT				
2831	Agri-Agricultural Commissioner				
	Ag Bio/Wts & Meas Insp (Senior)	11.00			
	Ag Commissioner/Sealer Wts/Mea	1.00			
				31-Oct-2007	
				31-Oct-2007	
	Ag/Wts & Measures Aide	3.00	3.00	31-Dec-2007	
	Dep Ag Comm/Sealer Wts & Meas	3.00			
	Office Assistant II	3.00			
	Office Supervisor	1.00			
	Staff Analyst	1.00			
	DIVISION TOTAL	23.00	3.00		
	DEPARTMENT TOTAL	23.00	3.00		
1150	ASSR/RECORDER DEPT				
1151	Assr-Administration				
	Appraiser	12.00			
	Appraiser (Senior)	4.00			
	Appraiser (Spvsing)	2.00			
	Appraiser Technician	2.00			
	Assessor/Recorder (E)	1.00			
	Asst Assessor/Recorder	1.00			
	Auditor-Appraiser	3.00			
	Auditor-Appraiser (Senior)	1.00			
	Auditor-Appraiser (Spvsing)	1.00			
	Cadastral Mapping Tech II	2.00			
	Cadastral Mapping Tech III	2.00			
	Cadastral Mapping Tech (Spvsng)	1.00			
	Chief Appraiser	1.00			
	Clerical Operations Manager	1.00			
	Office Assistant II	4.00			
	Office Assistant III	6.00			
	Office Coordinator	1.00			
	DIVISION TOTAL	45.00	0.00		
2909	Recorder				
	Clerical Operations Supv	3.00	1.00	31-Mar-2007	
	Office Assistant II	7.00			
	Office Assistant III	8.00			
	Office Coordinator	1.00			
	Recording Operations Manager	1.00			
	DIVISION TOTAL	20.00	1.00		
	DEPARTMENT TOTAL	65.00	1.00		
1200	AUDITOR/CONTROLLER DEPARTMENT				
1201	Aud-Administration				
	Asst Auditor-Controller	1.00			

County of Solano
Final Budget 2006/07
Position Allocation Report
Effective 7/1/2006

Dept.	Position Title	ALLOC	LT	LT Expiration Date	Reason
	Auditor-Controller (E)	1.00			
	Office Coordinator	1.00			
	DIVISION TOTAL	3.00	0.00		
1202	Aud-Property Tax				
	Accountant-Auditor III	3.00			
	Dep Auditor-Controller	1.00			
	DIVISION TOTAL	4.00	0.00		
1203	Aud-Systems & Accounting				
	Accountant-Auditor III	1.00			
	Accounting Clerk II	1.00			
	Accounting Clerk III	5.00			
	Accounting Clerk III (C)	2.00			
	Accounting Supervisor	1.00			
	Accounting Technician (C)	2.00			
	Dep Auditor-Controller	1.00			
	Fixed Assets Tech	1.00			
	Payroll Officer (C)	1.00			
	Systems Accountant	1.00			
	DIVISION TOTAL	16.00	0.00		
1204	Aud-Audit				
	Accountant-Auditor III	4.00			
	Dep Auditor-Controller	1.00			
	DIVISION TOTAL	5.00	0.00		
1205	Aud-Grants				
	Accountant-Auditor III	3.00			
	DIVISION TOTAL	3.00	0.00		
1206	Aud-Training Accounting				
	Accountant-Auditor III	2.00			
	DIVISION TOTAL	2.00	0.00		
	DEPARTMENT TOTAL	33.00			
1000	BOARD OF SUPERVISORS				
1001	BOS-District 1				
	Board of Supervisors (E)	1.00			
	Board of Supervisors Aide	1.00			
	DIVISION TOTAL	2.00	0.00		
1002	BOS-District 2				
	Board of Supervisors (E)	1.00			
	Board of Supervisors Aide	1.00			
	DIVISION TOTAL	2.00	0.00		
1003	BOS-District 3				
	Board of Supervisors (E)	1.00			
	Board of Supervisors Aide	1.00			

County of Solano
Final Budget 2006/07
Position Allocation Report
Effective 7/1/2006

Dept.	Position Title	ALLOC	LT	LT Expiration Date	Reason
	DIVISION TOTAL	2.00	0.00		
1004	BOS-District 4				
	Board of Supervisors (E)	1.00			
	Board of Supervisors Aide	1.00			
	DIVISION TOTAL	2.00	0.00		
1005	BOS-District 5				
	Board of Supervisors (E)	1.00			
	Board of Supervisors Aide	1.00			
	DIVISION TOTAL	2.00	0.00		
	DEPARTMENT TOTAL	10.00	0.00		
6200	COOPERATIVE EXTENSION-UC				
	Cooperative Extension Asst	2.25			
	Office Coordinator	1.00			
	DIVISION TOTAL	3.25	0.00		
	DEPARTMENT TOTAL	3.25	0.00		
1100	COUNTY ADMINISTRATOR'S OFFICE				
1114	Clerk of the Board of Superv Administrative Secretary (C)	1.00			
	Chief Deputy Clerk	1.00			
	DIVISION TOTAL	2.00	0.00		
1115	CAO Administration				
	Asst County Administrator	2.00			
	County Administrator	1.00			
	County Administrator Exec Asst	1.00			
	Dep County Administrator	2.00			
	Management Analyst (Senior)	5.00			
	Office Assistant II (C)	1.00			
	Office Coordinator (C)	1.00			
	Public Communications Officer	1.00			
	DIVISION TOTAL	14.00	0.00		
	DEPARTMENT TOTAL	16.00	0.00		
1400	COUNTY COUNSEL DEPT				
	Asst County Counsel	1.00			
	County Counsel	1.00			
	Dep County Counsel IV	11.00			
	Dep County Counsel V	2.00			
	Legal Secretary (C)	3.00			

County of Solano
Final Budget 2006/07
Position Allocation Report
Effective 7/1/2006

Dept.	Position Title	ALLOC	LT	LT Expiration Date	Reason
	Office Assistant II (C)	1.00			
	Office Supervisor (C)	1.00			
	Paralegal (C)	1.00			
	DIVISION TOTAL	21.00	0.00		
	DEPARTMENT TOTAL	21.00	0.00		
1600	DOIT-COMMUNICATIONS				
1601	DOIT-Comm-Admin				
	Accounting Technician	1.00			
	Communications Tech (Senior)	2.00			
	Communications Technician II	4.00			
	DIVISION TOTAL	7.00	0.00		
1602	DOIT - Comm-Telephone Svc				
	Communications Technician II	1.00			
	DIVISION TOTAL	1.00	0.00		
	DEPARTMENT TOTAL	8.00	0.00		
1550	DOIT-REGISTRAR OF VOTERS				
1551	DOIT-ROV- Gen & Primary Electns				
	Accounting Technician	1.00			
	Assistant Registrar of Voters	1.00			
	Election Coordinator	3.00			
	Elections Technician	4.00			
	Elections Technician (Lead)	2.00			
	DIVISION TOTAL	11.00	0.00		
	DEPARTMENT TOTAL	11.00	0.00		
1140	DOIT-SO CO INTEGRATED PROP SYS				
	Programmer Analyst	2.00			
	Systems & Programming Manager	1.00			
	Systems Analyst	2.00			
	Systems Analyst (Senior)	2.00			
	DIVISION TOTAL	7.00	0.00		
	DEPARTMENT TOTAL	7.00	0.00		
2480	DEPT OF CHILD SUPPORT SERVICES				
2485	Chld Supp Svcs Casework Stats				
	Child Support Attorney IV	3.00			
	Child Support Attorney V	1.00			
	Child Support Spec	45.00			
	Child Suppport Spec (Senior)	9.00			
	Child Support Spec (Spvsing)	5.00			
	Child Support Training Spec	1.00			

County of Solano
Final Budget 2006/07
Position Allocation Report
Effective 7/1/2006

Dept.	Position Title	ALLOC	LT	LT Expiration Date	Reason
	Paralegal	4.00			
	Staff Analyst (Senior)	1.00			
	DIVISION TOTAL	69.00	0.00		
2486	Chld Supp Svcs Administration				
	Asst Director Child Supp Svcs	1.00			
	Director of Child Support Svcs	1.00			
	DIVISION TOTAL	2.00	0.00		
2487	Chld Supp Svcs Clerical Supp				
	Accountant	1.00			
	Accounting Clerk II	8.00			
	Accounting Clerk III	8.00			
	Accounting Supervisor	1.00			
	Accounting Technician	4.00			
	Clerical Operations Manager	1.00			
	Clerical Operations Supv	1.00			
	Legal Secretary	11.00			
	Legal Secretary (Senior)	1.00			
	Office Assistant II	21.00			
	Office Assistant III	1.00			
	Office Supervisor	1.00			
	DIVISION TOTAL	59.00	0.00		
	DEPARTMENT TOTAL	130.00	0.00		
1870	DEPT OF INFORMATION TECHNOLOGY				
1871	DOIT-CDP Services				
	Business Systems Analyst	5.00			
	Programmer Analyst	3.00			
	Systems Analyst	3.00			
	DIVISION TOTAL	11.00	0.00		
1873	DOIT-L&J-IT Support Team				
	Info Tech Spec II	3.00			
	Systems & Programming Manager	1.00			
	Systems Analyst (Senior)	1.00			
	DIVISION TOTAL	5.00	0.00		
1874	DOIT-HSS-IT Support Team				
	Info Tech Spec (Senior)	1.00			
	Info Tech Spec II	7.00			
	Systems Analyst	1.00			
	Systems & Programming Manager	1.00			
	DIVISION TOTAL	10.00	0.00		
1875	DOIT-CIO Administration				
	Accounting Technician	1.00			
	Chief Information Officer	1.00			
	IT Finance & Administration Mgr	1.00			
	Office Assistant II	1.00			

County of Solano
Final Budget 2006/07
Position Allocation Report
Effective 7/1/2006

Dept.	Position Title	ALLOC	LT	LT Expiration Date	Reason
	Office Assistant III	1.00			
	Office Coordinator	1.00			
	DIVISION TOTAL	6.00	0.00		
1877	DOIT-Info Tech Support Team				
	Info Tech Spec II	1.00			
	Systems & Programming Manager	1.00			
	Systems Analyst	1.00			
	Systems Analyst (Senior)	5.00			
	DIVISION TOTAL	8.00	0.00		
1896	DOIT-GIS				
	GIS Manager	1.00			
	DIVISION TOTAL	1.00	0.00		
	DEPARTMENT TOTAL	41.00	0.00		
6500	DISTRICT ATTORNEY DEPT				
6501	DA-Criminal Division				
	Accounting Clerk I	1.50	1.50	30-Jun-2007	
	Accounting Clerk III	0.50		30-Jun-2007	
	Chief D A Investigator	1.00			
	Chief Deputy District Attorney	2.00			
	Clerical Operations Manager	1.00			
	Clerical Operations Supv	3.00			
	Collections Officer	1.00	1.00	30-Jun-2007	
	Dep District Attorney IV	41.00			
	Dep District Attorney V	9.00			
	District Attorney (E)	1.00			
	District Attorney Inv. (Spvsing)	2.00			
	District Attorney Investigator	7.00			
	Investigative Asst - Dist Atty	2.00			
	Legal Procedures Clerk	14.00			
	Legal Procedures Clerk (Senior)	1.00			
	Legal Secretary	12.00	1.00	30-Jun-2007	
	Office Aide	1.00			
	Office Assistant II	6.00			
	Office Assistant III	1.00			
	Office Supervisor	1.00			
	Paralegal	2.00			
	Paralegal (Senior)	1.00			
	Process Server	5.00			
	Victim/Witness Assistant	5.00			
	Victim/Witness Program Coord	1.00			
	DIVISION TOTAL	122.00	3.50		

County of Solano
Final Budget 2006/07
Position Allocation Report
Effective 7/1/2006

Dept.	Position Title	ALLOC	LT	LT Expiration Date	Reason
6502	DA-Consumer Affairs				
	Dep District Attorney IV	2.00	1.00	30-Jun-2007	
	Dep District Attorney V	2.00			
	District Attorney Investigator	1.00	1.00	30-Jun-2007	
	Legal Secretary	1.00	1.00	30-Jun-2007	
	Paralegal	1.00			
	DIVISION TOTAL	7.00	3.00		
6506	DA-Multidisciplinary Intervw Ct				
	Social Worker II	1.00			
	DIVISION TOTAL	1.00	0.00		
	DEPARTMENT TOTAL	130.00	6.50		
1530	FIRST 5 SOLANO CHILDREN & FAM				
1531	1st 5 Solano C&F-Operations				
	Administrative Secretary (C)	1.00			
	Contract & Program Specialist	2.00			
	Exec Dir of Children & Families	1.00			
	Fiscal & Contracts Admin	1.00			
	Office Assistant II	1.00			
	DIVISION TOTAL	6.00	0.00		
1545	First 5 Solano CNF-Spcl Proj				
	Contract & Program Specialist	1.00	1.00	30-Jun-2007	
	DIVISION TOTAL	1.00	1.00		
	DEPARTMENT TOTAL	7.00	1.00		
1117	GENERAL SERVICES				
1102	Gen Svcs Administration				
	Accountant	1.00			
	Accounting Clerk III	1.00			
	Accounting Technician	1.00			
	Administrative Secretary	2.00			
	Asst Director of General Svcs	1.00			
	Director of General Services	1.00			
	Staff Analyst (Senior)	1.00			
	DIVISION TOTAL	8.00	0.00		
1270	Gen Svcs-Architect Admin				
	Accountant	1.00			
	Architectural Proj Coord (Asstnt)	1.00	1.00	30-Jun-2008	
	Architectural Proj Coord	1.00			
	Associate County Architect	1.00			
	County Architect	1.00			
	Office Assistant II	1.00			
	DIVISION TOTAL	6.00	1.00		

County of Solano
Final Budget 2006/07
Position Allocation Report
Effective 7/1/2006

Dept.	Position Title	ALLOC	LT	LT Expiration Date	Reason
1280	Gen Svcs-CntrlSvcs Div				
	Accounting Technician	1.00			
	Administrative Secretary (C)	1.00			
	Buyer	2.00			
	Buyer (Senior)	1.00			
	Central Services Manager	1.00			
	Courier	2.00			
	Inventory Coordinator	2.00			
	Office Assistant II	3.00			
	Office Assistant III	1.00			
	Stores Supervisor	1.00			
	DIVISION TOTAL	15.00	0.00		
1650	Gen Svcs-Facilities				
	Building Maintenance Assistant	4.00			
	Building Trades Mechanic	8.00	1.00	30-Jun-2007	
	Building Trades Mechanic (Lead)	1.00			
	Facilities Coordinator	1.00			
	Facilities Operations Manager	1.00			
	Facilities Operations Supv	1.00			
	Office Assistant II	2.00	1.00	30-Jun-2007	
	Office Assistant III	1.00			
	Projects and Svcs Coordinator	1.00			
	Small Projects Coordinator	1.00	1.00	30-Jun-2007	
	Stationary Engineer	7.00	1.00	30-Jun-2007	
	Stationary Engineer (Senior)	1.00			
	DIVISION TOTAL	29.00	4.00		
1658	Gen Svcs-Grounds Maint				
	Groundskeeper	5.00			
	Groundskeeper (Supervising)	1.00			
	DIVISION TOTAL	6.00	0.00		
1659	Gen Svcs-Custodial				
	Custodial Supervisor	2.00			
	Custodian	27.00			
	Custodian (Lead)	4.00			
	DIVISION TOTAL	33.00	0.00		
	DEPARTMENT TOTAL	97.00	5.00		
9000	GENL SVCS - AIRPORT				
9002	GS-Airport-Airport				
	Administrative Secretary	1.00			
	Airport Maintenance Worker	2.00			
	Airport Manager	1.00			
	DIVISION TOTAL	4.00	0.00		
	DEPARTMENT TOTAL	4.00	0.00		
7000	GENL SVCS-PARKS & REC				

County of Solano
Final Budget 2006/07
Position Allocation Report
Effective 7/1/2006

Dept.	Position Title	ALLOC	LT	LT Expiration Date	Reason
7001	GS-P&R-Admin Parks Services Manager	1.00			
	DIVISION TOTAL	1.00	0.00		
7003	GS-P&R-Lake Solano Park Ranger	1.00			
	Park Ranger Supervisor	2.00			
	DIVISION TOAL	3.00	0.00		
7004	GS-P&R-Sandy Beach Park Ranger	1.00			
	Park Ranger Supervisor	1.00			
	DIVISION TOTAL	2.00	0.00		
7009	GS-P&R-Lynch Canyon Park Ranger	1.50	1.50	30-Jun-2007	
	Park Ranger Assistant	1.00	1.00	30-Jun-2007	
	DIVISION TOTAL	2.50	2.50		
	DEPARTMENT TOTAL	8.50	2.50		
1642	GENL SVCS-PROPERTY MGMT				
	Accounting Technician	1.00			
	Real Property Manager	1.00			
	DIVISION TOTAL	2.00	0.00		
	DEPARTMENT TOTAL	2.00			
1901	GENL SVCS-REPROGRAPHICS				
	Duplicating Equipment Operator	3.00			
	Duplicating Services Assistant	0.50			
	Duplicating Services Spvsr	1.00			
	DIVISION TOTAL	4.50	0.00		
	DEPARTMENT TOTAL	4.50	0.00		
2850	GENLSVCS-ANIMAL CARE SVCS				
2851	GS-ACS-Animal Care Services				
	Animal Care Manager	1.00			
	Animal Care Officer	3.00			
	Animal Care Specialist	4.00			
	Animal Care Specialist (Lead)	1.00			
	Animal Care Specialist (Spvsg)	1.00			
	Asst Animal Care Mgr/Vol Coord	1.00			
	Clerical Operations Supv	1.00			
	Office Assistant II	2.00			
	DIVISION TOTAL	14.00	0.00		
	DEPARTMENT TOTAL	14.00	0.00		
3100	GENLSVCS-FLEET MANAGEMENT				
	Equipment Mechanic	6.00			

County of Solano
Final Budget 2006/07
Position Allocation Report
Effective 7/1/2006

Dept.	Position Title	ALLOC	LT	LT Expiration Date	Reason
	Equipment Service Worker	1.00			
	Fleet Manager	1.00			
	Fleet Services Supervisor	2.00			
	Office Coordinator	1.00			
	DIVISION TOTAL	11.00	0.00		
	DEPARTMENT TOTAL	11.00			
7500	HEALTH & SOCIAL SERVICES DEPT				
7501	H&SS-Administration Div				
	Accountant	4.00			
	Accountant (Senior)	2.00			
	Accounting Clerk II	5.00			
	Accounting Clerk III	10.00			
	Accounting Supervisor	5.00			
	Accounting Technician	15.00			
	Administrative Secretary	2.00			
	Asst Director H&SS/Operations	1.00			
	Asst Director H&SS/Resrch&Plan	1.00			
	Chief Financial Officer	1.00			
	Clerical Operations Supv	1.00			
	Compliance Officer	1.00			
	Director of Health & Soc Svcs	1.00			
	Epidemiologist	1.00			
	H&SS Training/Hiring Coordinator	1.00			
	Inventory Clerk	3.00			
	Office Assistant II	6.00			
	Office Assistant III	3.00			
	Office Coordinator	2.00			
	Office Supervisor	1.00			
	Policy & Financial Analyst	4.00			
	Project Manager	3.00	1.00	28-Feb-2008	
	Staff Analyst	9.00			
	Staff Analyst (Senior)	5.00	1.00	30-Jun-2007	Military
	DIVISION TOTAL	87.00	2.00		
7550	H&SS-Public Guardian Div				
	Accountant	1.00			
	Accounting Clerk III	2.00			
	Dep PubAdmin/PubGuard/PubCons	2.00			
	Dep Public Guardian	2.00			
	Office Assistant II	2.00			
	Social Services Supervisor	1.00			
	Social Services Worker	3.00	1.00	30-Jun-2007	
	Social Services Worker III	1.00			
	DIVISION TOTAL	14.00	1.00		

County of Solano
Final Budget 2006/07
Position Allocation Report
Effective 7/1/2006

Dept.	Position Title	ALLOC	LT	LT Expiration Date	Reason
7560	H&SS-Substance Abuse Division				
	Clerical Operations Supv	1.00			
	Clinical Services Associate	2.00			
	Health Education Specialist	2.00			
	Mental Health Clin (Spvsing)	1.00			
	Mental Health Clinician (Lic)	12.00			
	Mental Health Program Coord	1.00			
	Office Assistant II	2.00			
	Substance Abuse Administrator	1.00			
	Substance Abuse Program Coord	1.00			
	DIVISION TOTAL	23.00	0.00		
7580	H&SS-Family Health Svcs Div				
	Accounting Clerk II	2.00			
	Accounting Clerk III	2.00			
	Clinic Physician	4.30			
	Clinic Physician (Board Cert)	2.90			
	Clinic Registered Nurse	4.00			
	Clinic Registered Nurse (Sr)	2.00			
	Clinical Lab Scientist	2.00			
	Dental Assistant (Reg Lead)	1.00			
	Dental Assistant (Registered)	1.75			
	Dental Office Supervisor	1.00			
	Dentist	1.25			
	Dentist Manager	1.00			
	Health Assistant	2.50			
	Health Services Administrator	2.00			
	Health Services Manager	3.00			
	Medical Assistant	14.30	0.80	31-Mar-2007	
	Mental Health Clin (Spvsing)	1.00	1.00	30-Jun-2007	
	Mental Health Clinician (Lic)	2.50			
	Nurse Case Specialist	2.00			
	Nurse Practitioner	3.00			
	Office Assistant II	8.50			
	Office Assistant III	3.00			
	Office Coordinator	1.00			
	Office Supervisor	2.00			
	Physician Manager	1.00			
	Public Health Nurse Manager	1.00			
	DIVISION TOTAL	72.00	1.80		
7598	H&SS-MH Managed Care Div				
	Clinical Nurse Specialist	1.00			
	Mental Health Clin (Spvsing)	1.00			
	Mental Health Clinician (Lic)	1.00			
	Mental Health Nurse	1.00			
	Office Assistant II	1.00			
	Office Assistant III	1.00			
	DIVISION TOTAL	6.00	0.00		
7600	H&SS-Child Welfare Svcs Div				

County of Solano
Final Budget 2006/07
Position Allocation Report
Effective 7/1/2006

Dept.	Position Title	ALLOC	LT	LT Expiration Date	Reason
	Administrative Secretary	1.00			
	Dep Director H&SS-Soc Prog CWS	1.00			
	Eligibility Benefits Spec II	5.00			
	Eligibility Benefits Spec III	1.00			
	Legal Procedures Clerk	1.00			
	Legal Procedures Clerk (Senior)	1.00			
	Mental Health Clinician (Lic)	1.00			
	Office Assistant II	9.00			
	Office Assistant III	5.00			
	Office Coordinator	1.00			
	Office Supervisor	1.00			
	Paralegal	1.00			
	Program Specialist	2.00			
	Public Hlth Nurse	2.00			
	Social Services Manager	3.00			
	Social Services Program Coord	1.00			
	Social Services Supervisor	12.00			
	Social Services Worker	10.00			
	Social Services Administrator-CWS	1.00			
	Social Worker II	21.00			
	Social Worker III	55.00			
	Special Programs Supervisor	1.00			
	DIVISION TOTAL	136.00	0.00		
7640	H&SS-Oldr&Disbl Adult Svcs				
	Accounting Clerk II	3.00	1.00	31-Dec-2006	
	Accounting Clerk III	2.00			
	Administrative Secretary	1.00			
	Clerical Operations Supv	1.00			
	Dep Director H&SS-Soc Prog ODA	1.00			
	Eligibility Benefits Spec II	16.00			
	Eligibility Benefits Spec III	2.00			
	Eligibility Benefits Spec Supv	2.00			
	Mental Health Clinician (Lic)	2.00			
	Office Assistant II	2.00			
	Office Assistant III	4.00			
	Office Coordinator	1.00			
	Program Specialist	1.00			
	Public Hlth Nurse	4.00			
	Public Health Nurse Manager	1.00			
	Social Services Program Coord	1.00			
	Social Services Supervisor	4.00			
	Social Services Worker	1.00			
	Social Svcs Administrator-ODA	1.00			
	Social Worker II	19.00	1.00	31-Dec-2006	
	Social Worker III	15.00			
	DIVISION TOTAL	84.00	2.00		

County of Solano
Final Budget 2006/07
Position Allocation Report
Effective 7/1/2006

Dept.	Position Title	ALLOC	LT	LT Expiration Date	Reason
7650	H&SS-Employ & Elig Svcs Div				
	Accounting Clerk II	3.00			
	Accounting Clerk III	8.00			
	Accounting Supervisor	3.00			
	Accounting Technician	5.00			
	Administrative Secretary	6.00			
	Appeals Specialist	16.00			
	Clerical Operations Supv	4.00			
	Dep Director H&SS-Soc Prog CWS	1.00			
	Eligibility Benefits Spec II	88.00			
	Eligibility Benefits Spec III	9.00			
	Eligibility Benefits Spec Supv	9.00			
	Employment Resources Spec II	66.00			
	Employment Resources Spec III	16.00	1.00	30-Jun-2007	Medical
	Employment Resources Spec Supv	12.00			
	Employment/Eligibility Admin	1.00			
	Employment/Eligibility SvcsMgr	7.00			
	Office Aide	1.00			
	Office Assistant II	39.50			
	Office Assistant III	47.00			
	Office Coordinator	4.00			
	Office Supervisor	2.00			
	Program Specialist	9.00			
	Social Services Supervisor	1.00			
	Social Worker II	4.00			
	Social Worker III	3.00			
	Special Programs Supervisor	9.00			
	Staff Development Trainer	11.00			
	Welfare Fraud Investig (Spvsg)	1.00			
	Welfare Fraud Investigator II	10.00			
	Welfare Fraud Investigator Mgr.	1.00			
	DIVISION TOTAL	396.50	1.00		
7690	H&SS-IHSS-Pub Auth Svcs Div				
	Accounting Clerk II	1.00			
	Office Assistant II	1.00			
	Public Authority Administrator	1.00			
	Social Worker II	2.00			
	Social Worker III	1.00			
	DIVISION TOTAL	6.00	0.00		
7700	H&SS-Mental Health Div				
	Administrative Secretary	1.00			
	Clinical Psychologist	2.60			
	Consumer Affairs Liaison	1.00			
	Crisis Specialist	9.30			
	Dep Director H&SS-Mntl Hlth	1.00			
	Health Svcs Mgr	1.00			
	Medical Records Supervisor	1.00			
	Medical Records Technician	5.00			

County of Solano
Final Budget 2006/07
Position Allocation Report
Effective 7/1/2006

Dept.	Position Title	ALLOC	LT	LT Expiration Date	Reason
	Mental Health Clin (Spvsing)	10.00			
	Mental Health Clinician (Lic)	89.65			
	Mental Health Medical Director	1.00			
	Mental Health Nurse	9.00			
	Mental Health Program Coord	11.75			
	Mental Health Services Manager	3.00			
	Mental Health Services Mgr (Sr)	4.00			
	Mental Health Specialist I	3.80			
	Mental Health Specialist II	39.75			
	Mental Hlth Svcs Administrator	1.00			
	Nursing Supervisor	1.00			
	Office Assistant II	15.50			
	Office Assistant III	15.00			
	Office Coordinator	2.00			
	Office Supervisor	3.00			
	Patient Benefits Specialist	2.00			
	Project Manager	1.00	1.00	28-Feb-2008	
	Psychiatric Technician	1.00			
	Psychiatrist	5.75			
	Psychiatrist (Board Cert)	4.30			
	Psychiatrist (Child-Board Cert)	0.63			
	Social Worker II	1.00			
	DIVISION TOTAL	247.03	1.00		
7800	H&SS-Public Health Svcs Div				
	Accounting Clerk III	2.00			
	Accounting Technician	1.00	1.00	30-Jun-2008	
	Administrative Secretary	1.80			
	Bioterr Prep & Response Prog Mgr	1.00			
	Clinic Registered Nurse	1.00			
	Clinic Services Associate	0.70	0.70	30-Jun-2008	
	Communic Disease Invest (Spvsg)	1.00			
	Communicable Disease Invest	1.00			
	Dep Director H&SS-Health Officer	1.00			
	Emergency Medical Svcs Admin	1.00			
				31-Oct-2006	
				31-Oct-2006	
				31-Oct-2006	
	Health Assistant	34.40	3.40	30-Jun-2008	
	Health Education Assistant	1.00			
	Health Education Program Mgr	1.00			
				31-Dec-2007	
	Health Education Spec (Senior)	7.00	2.00	30-Jun-2008	
	Health Education Spec (Spvsing)	2.00			
	Health Education Specialist	3.00			
	Health Services Administrator	1.00			
	Health Services Manager	1.00			
	Health Services Manager (Sr)	2.00			
	Nursing Services Director	1.00			
	Occupational Health Prog Mgr	1.00			
	Occupational Therapist	2.00			

County of Solano
Final Budget 2006/07
Position Allocation Report
Effective 7/1/2006

Dept.	Position Title	ALLOC	LT	LT Expiration Date	Reason
	Office Aide	2.00			
	Office Assistant II	15.00			
	Office Asistant III	9.00			
	Office Coordinator	1.00			
	Office Supervisor	1.00			
	Physical Therapist	1.00			
	Prehospital Care Coordinator	1.00			
	Project Manager	2.00	1.00	31-Oct-2006	
	Public Hlth Lab Director	1.00			
	Public Hlth Lab Technician	3.00			
	Public Hlth Microbiol (Spvsing)	1.00			
	Public Hlth Microbiologist	3.00			
	Public Hlth Nurse	26.95	1.00	31-Oct-2006	
	Public Hlth Nurse (Senior)	5.00			
	Public Hlth Nurse Manager	3.00			
	Public Hlth Nutritionist	6.75			
	Public Hlth Nutritionst (Spvsg)	4.00			
				31-Oct-2006	
				30-Jun-2008	
	Social Worker III	7.00	3.00	30-Jun-2008	
	Therapist (Senior)	2.00			
	DIVISION TOTAL	162.60	12.10		
7950	H&SS-Tobacco Prev & Educ Fund				
	Health Education Spec (Spvsing)	1.00			
	Health Education Specialist	1.00			
	DIVISION TOTAL	2.00	0.00		
	DEPARTMENT TOTAL	1236.13	20.90		
1500	HUMAN RESOURCES DEPT				
1501	HR-Personnel Administration				
	Administratiive Secretary (C)	1.00			
	Asst. Director of Human Resources	1.00			
	Director of Human Resources	1.00			
	Human Resources Analyst	1.00	1.00	28-Feb-2008	
	Human Resources Analyst (Prin)	1.00			
	Human Resources Analyst (Sr)	6.00			
	Human Resources Assistant	5.00			
	Human Resources Operations Mgr	1.00			
	DIVISION TOTAL	17.00	1.00		
1504	HR-Equal Employ Opportunity				
	EEO Compliance Officer	1.00			
	DIVISION TOTAL	1.00	0.00		
	DEPARTMENT TOTAL	18.00	1.00		
1103	HR-EMPLOYEE DEVEL & RECOGNITION				
	Organizational Devel/Train Officer	1.00			
	DIVISION TOTAL	1.00	0.00		

County of Solano
Final Budget 2006/07
Position Allocation Report
Effective 7/1/2006

Dept.	Position Title	ALLOC	LT	LT Expiration Date	Reason
	DEPARTMENT TOTAL	1.00	0.00		
1830	HUMAN RESOURCES-RISK MGMT SVCS				
1821	HR-RM-Administration Office Assistant III (C) Risk Manager	1.00 1.00			
	DIVISION TOTAL	2.00	0.00		
1822	HR-RM-Liability Office Assistant II (C) Office Assistant III (C) Risk Analyst	2.00 2.00 1.00			
	DIVISION TOTAL	5.00	0.00		
1823	HR-RM-Workers' Comp Ris Analyst	1.00			
	DIVISION TOTAL	1.00	0.00		
1826	HR-RM-EE Benefits Human Resources Assistant	3.00	1.00	31-Dec-2006	Military
	DIVISION TOTAL	3.00	1.00		
	DEPARTMENT TOTAL	11.00	1.00		
2930	LAFCO				
	LAFCO Executive Officer Office Assistant III	1.00 1.00			
	DIVISION TOTAL	2.00	0.00		
	DEPARTMENT TOTAL	2.00	0.00		
6300	LIBRARY DEPT				
6301	Lbry-Headquarters Division Accounting Clerk III Accounting Technician Asst Director of Library Svcs Clerical Operations Supv (C) Community Relations Coord Community Relations Specialist Courier Dep Director of Library Services Director of Library Services Librarian Librarian (Spvsing) Library Assistant Library Associate Office Assistant II Staff Analyst Volunteer Coordinator	1.00 2.00 1.00 1.00 1.00 1.00 3.00 1.00 1.00 2.00 2.00 0.50 1.00 2.00 1.00 1.00			
	DIVISION TOTAL	21.50	0.00		

County of Solano
Final Budget 2006/07
Position Allocation Report
Effective 7/1/2006

Dept.	Position Title	ALLOC	LT	LT Expiration Date	Reason
6302	Lbry-Operations Division				
	Accounting Clerk II	1.00			
	Info Tech Spec II	1.00			
	Librarian	3.00			
	Library Assistant	5.00			
	Library Assistant (Senior)	2.00			
	Library Technical Svcs Manager	1.00			
	DIVISION TOTAL	13.00	0.00		
6303	Lbry-Vallejo Division				
	Librarian	10.10			
	Librarian (Spvsing)	3.00			
	Librarian Assistant	9.00			
	Library Assistant (Senior)	3.00			
	Library Assistant (Spvsing)	1.00			
	Library Associate	2.00			
	Library Branch Manager	1.00			
	DIVISION TOTAL	29.10	0.00		
6304	Lbry-Fairfield Division				
	Librarian	8.00			
	Librarian (Spvsing)	3.00			
	Library Assistant	7.50			
	Library Assistant (Senior)	1.00			
	Library Assistant (Spvsing)	1.00			
	Library Associate	3.00			
	Library Branch Manager	1.00			
	DIVISION TOTAL	24.50	0.00		
6305	Lbry-Vacaville Division				
	Librarian	5.00			
	Librarian (Spvsing)	1.00			
	Library Assistant	5.00			
	Library Assistant (Senior)	1.00			
	Library Assistant (Spvsing)	1.00			
	Library Associate	2.00			
	Library Branch Manager	1.00			
	DIVISION TOTAL	16.00	0.00		
6306	Lbry-Automation Project				
	Dep Director of Library Svcs	1.00			
	Info Tech Spec II	4.00			
	Information Technology Coord	1.00			
	Office Assistant II	1.00			
	DIVISION TOTAL	7.00	0.00		
6307	Lbry-Families Literacy Grant				
	Literacy Program Assistant	0.63			
	DIVISION TOTAL	0.63	0.00		
6308	Lbry-Reach Out & Read Program				

County of Solano
Final Budget 2006/07
Position Allocation Report
Effective 7/1/2006

Dept.	Position Title	ALLOC	LT	LT Expiration Date	Reason
	Literacy Program Assistant	0.75			
	DIVISION TOTAL	0.75	0.00		
6309	Lbry-Literacy Program Grant				
	Literacy Prog Asst (Senior)	1.00			
	Literacy Program Assistant	2.00			
	Literacy Program Manager	1.00			
	Office Assistant III	1.00			
	DIVISION TOTAL	5.00	0.00		
6342	Lbry-Telephone Center				
	Librarian	1.00			
	Library Associate	4.00			
	DIVISION TOTAL	5.00	0.00		
6364	Lbry-Cordelia-Suisun Library				
	Library Assistant	2.00			
	Library Assistant (Spvsing)	1.00			
	Library Associate	3.00			
	DIVISION TOTAL	6.00	0.00		
6368	Lbry-Vcville Pub Lib-Townsquare				
	Librarian	2.00			
	Librarian (Spvsing)	1.00			
	Library Assistant	3.50			
	Library Assistant (Spvsing)	1.00			
	Library Associate	2.00			
	DIVISION TOTAL	9.50	0.00		
	DEPARTMENT TOTAL	137.98	0.00		
5500	OFC OF FAM VIOLENCE PREVENTION				
5501	Ofc of Fam Viol Prev - Admin				
	Asst. Family Violence Prev Coord	1.00			
	Family Violence Prevent Officer	1.00			
	Office Assistant III (C)	1.00			
	DIVISION TOTAL	3.00	0.00		
5502	Ofc of Fam Viol Prev - Grants				
	Victim/Witnes Assistant	1.00	1.00	31-Aug-2006	
	DIVISION TOTAL	1.00	1.00		
	DEPARTMENT TOTAL	4.00	1.00		

County of Solano
Final Budget 2006/07
Position Allocation Report
Effective 7/1/2006

Dept.	Position Title	ALLOC	LT	LT Expiration Date	Reason
6650	PROBATION DEPT				
2801	FOUTS SPRINGS YOUTH FACILITY				
2802	Fouts Springs County Program				
	Administrative Secretary (C)	1.00			
	Building Trades Mechanic (Lead)	1.00			
	Cook	2.00			
	Cook (Spvsing)	1.00			
	Correction Hlth Nurse (Sr)	1.00			
	Group Counselor	14.00			
	Group Counselor (Senior)	4.00			
	Group Counselor (Spvsing)	2.00			
	Office Assistant II	1.00			
	Probation Services Manager	1.00			
	Staff Analyst	1.00			
	DIVISION TOTAL	29.00	0.00		
6651	Probation-Juvenile Hall Svcs				
	Clinical Services Associate	1.00			
	Cook	4.00			
	Cook (Spvsing)	1.00			
	Group Counselor	59.00			
	Group Counselor (Senior)	5.00			
	Group Counselor (Spvsing)	5.00			
	Institutional Services Aide	2.00			
	Office Assistant II	1.00			
	Office Coordinator	1.00			
	Probation Services Manager	1.00			
	Super of Juv Detention Facility	1.00			
	DIVISION TOTAL	81.00	0.00		
6652	Probation-Administration Div				
	Accountant	1.00			
	Accounting Clerk II	1.00			
	Accounting Clerk III	2.00			
	Accounting Technician	3.00			
	Admin Services Manager	1.00			
	Administrative Secretary (C)	1.00			
	Asst Director of Probation	1.00			
	Clerical Operations Manager	1.00			
	Collections Officer	2.00			
	Director of Probation	1.00			
	Office Assistant III	1.00			
	Probation Services Manager	3.00			
	Staff Analyst (Senior)	1.00			
	DIVISION TOTAL	19.00	0.00		
6653	Probation-Adult				
	Clerical Operations Spv	2.00			
	Clinical Services Associate	1.00			
	Dep Probation Officer	37.00			

County of Solano
Final Budget 2006/07
Position Allocation Report
Effective 7/1/2006

Dept.	Position Title	ALLOC	LT	LT Expiration Date	Reason
	Dep Probation Officer (Senior)	13.00			
	Dep Probation Officer (Spvsing)	7.00			
	Group Counselor	1.00			
	Legal Procedures Clerk	8.00			
	Legal Procedures Clerk (Senior)	1.00			
	Office Assistant II	2.00			
	DIVISION TOTAL	72.00	0.00		
6654	Probation-Juvenile				
	Clerical Operations Supr	1.00			
	Dep Probation Officer	17.00	1.00	30-Sep-2007	
				30-Sep-2007	
				30-Sep-2007	
				30-Sep-2007	
				30-Sep-2007	
	Dep Probation Officer (Senior)	25.00	6.00	30-Sep-2007	
	Dep Probation Officer (Spvsing)	7.00	1.00	30-Sep-2007	
	Group Counselor	6.00			
	Legal Procedures Clerk	10.00	0.50	30-Sep-2007	
	Legal Procedures Clerk (Senior)	1.00			
	Office Assistant II	1.00			
	Probation Services Manager	1.00	1.00	30-Sep-2007	
	DIVISION TOTAL	69.00	9.50		
	DEPARTMENT TOTAL	270.00	9.50		
6540	PUBLIC DEFENDER - CONFLICTS				
6541	Pub Dfndr-Conflicts Officer				
	Chief Deputy Public Defender	1.00			
	Dep Public Defender IV	8.00			
	Dep Public Defender V	3.00			
	Legal Secretary	4.00	1.00	31-Dec-2006	
	Office Assistant II	1.00			
	Office Supervisor	1.00			
	Public Defender Investigator	2.00			
	DIVISION TOTAL	20.00	1.00		
	DEPARTMENT TOTAL	20.00	1.00		
6530	PUBLIC DEFENDER DEPT				
6531	Pub Dfndr-Operations				
	Chief Deputy Public Defender	1.00			
	Chief Public Defender Investig	1.00			
	Clerical Operations Manager	1.00			
	Dep Public Defender IV	21.00	1.00	31-Dec-2006	Military
	Dep Public Defender V	4.00			
	Legal Secretary	6.00			
	LegalSecretary (Senior)	1.00			
	Office Assistant II	3.00			
	Office Supervisor	1.00			

County of Solano
Final Budget 2006/07
Position Allocation Report
Effective 7/1/2006

Dept.	Position Title	ALLOC	LT	LT Expiration Date	Reason
	Process Server	1.00			
	Public Defender	1.00			
	Public Defender Investigator	2.00			
	DIVISION TOTAL	43.00	1.00		
6532	Pub Dfndr-Vallejo				
	Chief Deputy Public Defender	1.00			
	Dep Public Defender IV	5.00			
	Dep Public Defender V	5.00			
	Legal Secretary	2.00			
	Legal Secretary (Senior)	2.00			
	Office Supervisor	1.00			
	Public Defender Investigator	3.00			
	DIVISION TOTAL	19.00	0.00		
	DEPARTMENT TOTAL	62.00	1.00		
3010	RES MGMT-PUBLIC WORKS				
3015	RMPW-Engineering Svcs				
	Civil Engineer	1.00			
	Civil Engineer (Entry)	1.00			
	Civil Engineer (Senior)	2.00			
	County Surveyor	1.00			
	Engineering Manager	1.00			
	Engineering Services Supv	1.00			
	Engineering Technician	6.50			
	Engineering Technician (Senior)	4.00			
	Survey Party Chief	1.00			
	DIVISION TOTAL	18.50	0.00		
3016	RMPW-Operation Road Svcs.				
	Office Coordinator	1.00			
	Public Works Maint Superintend	1.00			
	Public Works Maint Wkr (Senior)	13.00			
	Public Works Maintenance Supv	6.00			
	Public Works Maintenance Wkr	29.00			
	Public Works Operations Mgr	1.00			
	DIVISION TOTAL	51.00	0.00		
3017	RMPW-Admin. Svcs.				
	Accountant	1.00			
	Accounting Clerk III	1.00			
	Office Assistant III	1.00			
	Office Coordinator	1.00			
	Staff Analyst (Senior)	1.00			
	DIVISION TOTAL	5.00			
	DEPARTMENT	74.50	0.00		
2910	RESOURCE MANAGEMENT				
2911	Res Mgmt - Direct				
	Accounting Technician	1.00			

County of Solano
Final Budget 2006/07
Position Allocation Report
Effective 7/1/2006

Dept.	Position Title	ALLOC	LT	LT Expiration Date	Reason
	Asst Director Resource Mgmt	1.00			
	Director of Resource Mgmt	1.00			
	Office Aide	1.00			
	Office Assistant II	5.00			
	Office Supervisor	1.00			
	DIVISION TOTAL	10.00	0.00		
2912	Res Mgmt - Lan Use Adm				
	Administrative Secretary	1.00			
	Office Assistant III	1.00			
	Planner (Principal)	3.00	1.00	30-Jun-2008	
	Planner (Senior)	3.00	1.00	30-Jun-2008	
	Planner Associate	1.00			
	Planning Program Manager	1.00			
	Planning Technician	1.00			
	DIVISION TOTAL	11.00	2.00		
2913	Res Mgmt - Int Wast Mgmt Plng				
	Planner (Senior)	1.00			
	DIVISION TOTAL	1.00	0.00		
2916	Res Mgmt - Building Inspection				
	Building Inspector (Senior)	1.00			
	Building Inspector II	2.00			
	Building Official	1.00			
	Building Permits Technician	2.00			
	Civil Engineer - Plan Check	1.00			
	Code Compliance Officer	2.00			
	DIVISION TOTAL	9.00	0.00		
2917	Res Mgmt - Health Svcs				
	Accounting Clerk III	1.00			
	Civil Engineer - Environmental	1.00			
	Environmental Health Mgr	1.00			
	Environmental Hlth Spec (Sr)	5.00			
	Environmental Hlth Spec (Journ)	10.00			
	Environmental Hlth Supv	2.00			
	DIVISION TOTAL	20.00	0.00		
2918	Res Mgmt - Comp Haz Mat Insp				
	Hazardous Material Spec (Spvng)	1.00			
	Hazdous Materials Spec (Sr)	5.00			
	DIVISION TOTAL	6.00	0.00		
2919	Res Mgmt -UST Oversight				
	Civil Engineer - Environmental	1.00			
	Geologist	1.00			
	Hazardous Materials Spec (Sr)	1.00			
	DIVISION TOTAL	3.00	0.00		
	DEPARTMENT TOTAL	60.00	2.00		

County of Solano
Final Budget 2006/07
Position Allocation Report
Effective 7/1/2006

Dept.	Position Title	ALLOC	LT	LT Expiration Date	Reason
6550	SHERIFF'S OFFICE DEPT.				
6551	Sheriff-Support Services Div				
	Accountant	1.00			
	Accounting Clerk II	1.00			
	Accounting Supervisor	1.00			
	Accounting Technician	5.00			
	Admin Services Manager	1.00			
	Administrative Secretary	2.00			
	Administrative Secretary (C)	1.00			
	Correctional Officer	8.00			
	Dep Sheriff	34.00			
	Director of Admin Services	1.00			
	Emergency Services Manager	1.00			
	Emergency Services Technician	1.00			
	Identification & Rcrds Svcs Mgr	1.00			
	Latent Fingerprint Examiner	2.00			
	Lieutenant - Sheriff	1.00			
	Office Assistant II	9.00			
	Office Assistant III	3.00			
	Office Supervisor (C)	1.00			
	Sergeant-Sheriff	4.00			
	Sheriff's Services Technician	1.00			
	Sheriff/Coroner/Pub Admin (E)	1.00			
	Staff Analyst	1.00			
	Staff Analyst (Senior)	1.00			
	Undersheriff	1.00			
	DIVISION TOTAL	83.00	0.00		
6552	Sheriff-Operations Div				
	Building Trades Mechanic	4.00			
	Building Trades Supervisor	1.00			
	Captain-Sheriff	2.00			
	Clinical Services Associate	1.00			
	Cook	12.00			
	Coroner Forensic Technician	1.00			
	Correctional Officer	199.00			
	Courier	1.00			
	Dep Sheriff	61.00	1.00	30-Jun-2007	
	Evidence Technician	3.00			
	Food Service Coordinator	1.00			
	Identification Bureau Spvsr	1.00			
	Laundry Coordinator	1.00			
	Legal Procedures Clerk	12.00			
	Legal Procedures Clerk (Senior)	5.00			
	Lieutenant-Corrections	3.00			
	Lieutenant-Sheriff	4.00			
	Nursing Manager	1.00			
	Office Aide	1.00	1.00	30-Jun-2008	
	Office Assistant II	5.00			
	Office Assistant III	4.00			

County of Solano
Final Budget 2006/07
Position Allocation Report
Effective 7/1/2006

Dept.	Position Title	ALLOC	LT	LT Expiration Date	Reason
	Office Supervisor	2.00			
	Public Safety Dispatcher (Sr)	16.00			
	Sergeant-Corrections	23.00			
	Sergeant-Sheriff	10.00			
	Sheriff's Security Officer	7.00			
	Sheriff's Services Technician	28.00			
	DIVISION TOTAL	409.00	2.00		
	DEPARTMENT TOTAL	492.00	2.00		
1350	TTCCC-TREASURER'S DEPT				
	Accounting Clerk II	1.00			
	Accounting Clerk III	1.00			
	Accounting Technician	1.00			
	Treasurer/Tax Col/Co Clk (E)	1.00			
	DIVISION TOTAL	4.00	0.00		
	DEPARTMENT TOTAL	4.00	0.00		
1300	TREASURER-TAX COLLECTOR-CO CLK				
1311	TTCCC - Tax Collector				
	Accounting Clerk II	2.00			
	Accounting Clerk III	3.00			
	Accounting Technician	1.00			
	Asst Treasurer-Tax Col-Co Clrk	1.00			
	Collections Officer	1.00			
	Office Assistant II	3.00			
	Office Coordinator	1.00			
	Tax Collections Manager	1.00			
	DIVISION TOTAL	13.00	0.00		
1312	TTCCC - County Clerk				
	Accounting Clerk Supervisor	1.00			
	DIVISION TOTAL	1.00	0.00		
	DEPARTMENT TOTAL	14.00	0.00		
5800	VETERANS SERVICES				
	Director of Veterans Services	1.00			
	Office Assistant II	1.00			

County of Solano
Final Budget 2006/07
Position Allocation Report
 Effective 7/1/2006

Dept.	Position Title	ALLOC	LT	LT Expiration Date	Reason
	Office Assistant III	1.00			
	Veterans' Benefits Counselor	3.00			
	DIVISION TOTAL	6.00	0.00		
	DEPARTMENT TOTAL	6.00	0.00		
	LIMITED TERM TOTAL:	58.40			
	REGULAR FULL AND PART TIME TOTAL:	3000.46			
	COUNTY TOTAL ALLOCATION:	3058.86			

This Page Intentionally Left Blank

COUNTY OF SOLANO
STATE OF CALIFORNIA SCHEDULE 1
SUMMARY OF COUNTY BUDGET
FOR THE FISCAL YEAR 2006-2007

FUND	DESCRIPTION	FUND BALANCE UNRESERVED UNDESIGNATED 06/30/2006 ACTUAL	CANCELLATION OF PRIOR RESERVES DESIGNATIONS	ESTIMATED ADDITIONAL FINANCING SOURCES	TOTAL FINANCING AVAILABLE	ESTIMATED FINANCING USES	PROV. FOR RESERVES AND/OR DESIGN	TOTAL FINANCING REQUIREMENTS
001	GENERAL	50,566,964	2,462,000	190,599,207	243,628,171	223,421,340	20,206,831	243,628,171
004	COUNTY LIBRARY	12,907,209	0	19,566,463	32,473,672	29,734,677	2,738,995	32,473,672
005	LAW LIBRARY	63,858	0	363,177	427,035	427,035	0	427,035
006	CAPITAL OUTLAY	426,623	0	34,899,455	35,326,078	35,326,078	0	35,326,078
012	FISH/WILDLIFE PROPAGATION FUND	994,895	0	35,313	1,030,208	1,030,208	0	1,030,208
016	PARKS AND RECREATION	-57,583	0	1,485,301	1,427,718	1,427,718	0	1,427,718
020	TOBACCO SETTLEMENT SECURITIZAT	660,479	0	1,878,657	2,539,136	2,539,136	0	2,539,136
035	JH REC HALL - WARD WLFRE FUND	100,352	0	27,000	127,352	127,352	0	127,352
036	LIBRARY ZONE 1	91,260	0	1,058,937	1,150,197	1,150,197	0	1,150,197
037	LIBRARY ZONE 2	1,523	0	20,867	22,390	22,390	0	22,390
066	LIBRARY ZONE 6	1,557	0	16,559	18,116	18,116	0	18,116
067	LIBRARY ZONE 7	34,456	0	403,308	437,764	437,764	0	437,764
101	ROAD	3,558,765	0	17,060,237	20,619,002	20,619,002	0	20,619,002
120	HOMEACRES LOAN PROGRAM	697,779	0	25,572	723,351	723,351	0	723,351
150	HOUSING AUTHORITY	0	0	2,246,142	2,246,142	2,246,142	0	2,246,142
152	IN HOME SUPP SVCS-PUBLIC AUTH	221,681	0	2,477,329	2,699,010	2,699,010	0	2,699,010
153	FIRST 5 SOLANO	7,051,027	0	5,627,825	12,678,852	12,678,852	0	12,678,852
215	RECORDER MICROGRAPHICS	6,057,211	0	1,630,500	7,687,711	7,687,711	0	7,687,711
228	LIBRARY SPECIAL REVENUE	119,669	0	82,000	201,669	201,669	0	201,669
233	DISTRICT ATTORNEY SPECIAL REV	830,080	0	456,458	1,286,538	1,286,538	0	1,286,538
238	SE VALLEJO REDEVELOPMENT SETT	2,521,830	0	90,000	2,611,830	2,611,830	0	2,611,830
239	TOBACCO SETTLEMENT	1,696,263	612,678	2,270,609	4,579,550	4,579,550	0	4,579,550
241	CIVIL PROCESSING FEES	255,587	0	119,286	374,873	374,873	0	374,873
248	GOVERNMENT CENTER PROJECT	2,256,273	0	94,800	2,351,073	2,351,072	0	2,351,072
249	HSS CAPITAL PROJECTS	12,378,173	0	22,502,448	34,880,621	34,880,621	0	34,880,621
253	SHERIFF'S ASSET SEIZURE	65,900	0	2,261	68,161	68,162	0	68,162
256	SHERIFF OES	-521,821	0	783,641	261,820	261,820	0	261,820
263	CJ TEMP CONSTRUCTION	606,228	0	612,500	1,218,728	1,218,729	0	1,218,729
264	CRTHSE TEMP CONST	528,191	0	609,100	1,137,291	1,137,291	0	1,137,291
278	PUBLIC WORKS IMPROVEMENT	530,086	0	71,000	601,086	601,086	0	601,086
281	SURVEY MONUMENT PRESERVATION	85,435	0	40,000	125,435	125,435	0	125,435
282	COUNTY DISASTER	359,355	0	810,645	1,170,000	1,170,000	0	1,170,000
296	PUBLIC FACILITIES FEES	19,327,032	0	8,123,495	27,450,527	27,450,527	0	27,450,527
301	GEN SVCS SPECIAL REVENUE	11,927	0	3,882	15,809	15,809	0	15,809
303	BUILDING CORP	8,313	37,089	900	46,302	46,302	0	46,302
304	COURT EXPANSION	5,605	85,446	245,734	336,785	335,734	1,051	336,785
306	PENSION DEBT SERVICE FUND	-333,857	377,395	13,520,997	13,564,535	13,564,535	0	13,564,535
307	JUVENILE HALL PROJECT	237,299	0	0	237,299	237,299	0	237,299
308	JAIL REROOF & HVAC	7	0	805,389	805,396	805,396	0	805,396
326	SHERIFF - SPECIAL REVENUE	423,037	0	672,776	1,095,813	1,095,813	0	1,095,813
332	GOVERNMENT CENTER	-3,687	39,175	8,031,775	8,067,263	8,067,263	0	8,067,263
334	H&SS SPH ADMIN/REFINANCE	91,109	0	2,688,765	2,779,874	2,691,601	88,273	2,779,874
340	LOCAL LAW ENFORCE BLOCK GRANT	114,259	0	126,045	240,304	240,304	0	240,304
349	SUBST ABUSE/CRIME PREV PROP36	22,104	0	0	22,104	22,104	0	22,104
359	RURAL HEALTH SERVICES	4,776	0	297,594	302,370	302,370	0	302,370
369	CHILD SUPPORT SERVICES	285,001	0	12,740,010	13,025,011	13,025,011	0	13,025,011
390	TOBACCO PREVENTION & EDUCATION	55,269	0	181,625	236,894	236,894	0	236,894
900	PUBLIC SAFETY	4,892,324	0	137,151,395	142,043,719	142,043,719	0	142,043,719
901	SO CO CONSOLIDATED COURT	-195,982	0	463,236	267,254	267,253	0	267,253
902	HEALTH & SOCIAL SERVICES	1,134,052	0	245,446,857	246,580,909	246,580,909	0	246,580,909
903	WORKFORCE INVESTMENT BOARD	92,897	0	4,440,750	4,533,647	4,533,647	0	4,533,647
	GRAND TOTAL	\$ 131,260,791	\$ 3,613,783	\$ 742,907,821	\$ 877,782,395	\$ 854,747,245	\$ 23,035,150	\$ 877,782,395

APPROPRIATIONS LIMIT

(2006/07)

APPROPRIATIONS LIMIT	<u>\$ 417,705,205</u>
APPROPRIATIONS SUBJECT TO LIMIT	<u>\$ 114,503,578</u>

COUNTY OF SOLANO
STATE OF CALIFORNIA SCHEDULE 2
ANALYSIS OF FUND BALANCE UNRESERVED UNDESIGNATED
FOR THE FISCAL YEAR 2006-2007

FUND	DESCRIPTION	TOTAL FUND BALANCE 6/30/2006 ACTUAL	LESS: FUND BALANCE-RESERVE DESIGNATED JUNE 30			UNRESERVED UNDESIGNATED 6/30/2006 ACTUAL
			ENCUMBRANCES 6/30/2006	GENERAL AND OTHER RESERVES	DESIGNATION	
001	GENERAL	92,341,386	1,717,195	40,057,227	0	50,566,964
004	COUNTY LIBRARY	15,555,639	1,082,243	1,566,186	0	12,907,209
005	LAW LIBRARY	88,597	0	24,739	0	63,858
006	CAPITAL OUTLAY	8,786,626	8,360,003	0	0	426,623
012	FISH/WILDLIFE PROPAGATION FUND	999,905	0	5,010	0	994,895
016	PARKS AND RECREATION	-49,845	7,238	500	0	-57,583
020	TOBACCO SETTLEMENT SECURITIZAT	54,046,334	0	53,385,855	0	660,479
035	JH REC HALL - WARD WLFRE FUND	100,352	0	0	0	100,352
036	LIBRARY ZONE 1	91,260	0	0	0	91,260
037	LIBRARY ZONE 2	1,523	0	0	0	1,523
066	LIBRARY ZONE 6	1,557	0	0	0	1,557
067	LIBRARY ZONE 7	34,456	0	0	0	34,456
101	ROAD	4,031,198	337,181	135,252	0	3,558,765
120	HOMEACRES LOAN PROGRAM	2,562,397	10,802	1,853,815	0	697,779
152	IN HOME SUPP SVCS-PUBLIC AUTH	221,681	0	0	0	221,681
153	FIRST 5 SOLANO	20,004,742	204,742	12,748,973	0	7,051,027
215	RECORDER MICROGRAPHICS	6,228,848	0	171,637	0	6,057,211
228	LIBRARY SPECIAL REVENUE	119,669	0	0	0	119,669
233	DISTRICT ATTORNEY SPECIAL REV	831,654	0	1,574	0	830,080
238	SE VALLEJO REDEVELOPMENT SETT	2,521,830	0	0	0	2,521,830
239	TOBACCO SETTLEMENT	3,292,439	0	1,596,176	0	1,696,263
241	CIVIL PROCESSING FEES	456,632	0	201,045	0	255,587
248	GOVERNMENT CENTER PROJECT	3,013,941	493,755	263,914	0	2,256,273
249	HSS CAPITAL PROJECTS	17,498,701	5,120,528	0	0	12,378,173
253	SHERIFF'S ASSET SEIZURE	65,900	0	0	0	65,900
256	SHERIFF OES	-6,542	515,279	0	0	-521,821
263	CJ TEMP CONSTRUCTION	606,228	0	0	0	606,228
264	CRTHSE TEMP CONST	528,191	0	0	0	528,191
278	PUBLIC WORKS IMPROVEMENT	627,351	0	97,265	0	530,086
281	SURVEY MONUMENT PRESERVATION	85,435	0	0	0	85,435
282	COUNTY DISASTER	584,524	225,169	0	0	359,355
296	PUBLIC FACILITIES FEES	21,632,809	5,850	2,299,927	0	19,327,032
301	GEN SVCS SPECIAL REVENUE	11,927	0	0	0	11,927
303	BUILDING CORP	45,402	0	0	37,089	8,313
304	COURT EXPANSION	799,615	0	0	794,010	5,605
306	PENSION DEBT SERVICE FUND	4,968,446	0	1,920,703	3,381,600	-333,857
307	JUVENILE HALL PROJECT	346,659	46,000	0	63,360	237,299
308	JAIL REROOF & HVAC	7	0	0	0	7
326	SHERIFF - SPECIAL REVENUE	916,359	493,322	0	0	423,037
332	GOVERNMENT CENTER	78,352	0	0	82,039	-3,687
334	H&SS SPH ADMIN/REFINANCE	3,016,806	0	0	2,925,697	91,109
340	LOCAL LAW ENFORCE BLOCK GRANT	114,259	0	0	0	114,259
349	SUBST ABUSE/CRIME PREV PROP36	22,104	0	0	0	22,104
359	RURAL HEALTH SERVICES	4,776	0	0	0	4,776
369	CHILD SUPPORT SERVICES	285,001	0	0	0	285,001
390	TOBACCO PREVENTION & EDUCATION	55,269	0	0	0	55,269
900	PUBLIC SAFETY	5,196,551	297,902	6,325	0	4,892,324
901	SO CO CONSOLIDATED COURT	-195,982	0	0	0	-195,982
902	HEALTH & SOCIAL SERVICES	1,422,783	170,411	118,320	0	1,134,052
903	WORKFORCE INVESTMENT BOARD	93,517	0	620	0	92,897
	GRAND TOTAL	\$ 274,087,270	\$ 19,087,620	\$ 116,455,064	\$ 7,283,795	\$ 131,260,791

COUNTY OF SOLANO
STATE OF CALIFORNIA SCHEDULE 3
DETAIL OF PROVISIONS FOR RESERVATIONS/DESIGNATIONS
FOR FISCAL YEAR 2006-2007

FUND	DESCRIPTION (IDENTIFY RESERVES & DESIGNATIONS)	RESERVES/ DESIGNATIONS 06/30/2006 ACTUALS	AMT. AVAIL FOR FINANCE BY		INCREASE OR NEW RES / DESIG.		TOTAL RESERVES DESIGNATIONS FOR BUDGET YEAR 2006-2007
			PROPOSED	APPROVED/ ADOPTED BY BOARD OF SUP.	PROPOSED	APPROVED/ ADOPTED BY BOARD OF SUP.	
(1)	(2)	(3)	(4)	(5)	(6)	(7)	
001	GENERAL FUND						
	General Reserve	36,336,646		2,000,000		4,762,279	39,098,925
	Debt	462,000		462,000			0
	LT Receivable	1,851,200					1,851,200
	Unfunded Employee Leave Payoff	1,400,000				4,718,630	6,118,630
	Deferred Capital Projects	0				10,725,922	10,725,922
	Imprest Cash	2,255					2,255
	Inventory	5,126					5,126
	FUND TOTAL	40,057,227					57,802,058
004	COUNTY LIBRARY						
	General Reserve	320,169				2,738,995	3,059,164
	Debt	992,989					992,989
	Imprest Cash	2,778					2,778
	L-T Receivable	250,000					250,000
	Deposits with Others	250					250
	FUND TOTAL	1,566,186					4,305,181
005	LAW LIBRARY	24,739					24,739
012	FISH/WILDLIFE PROPAGATION	5,010					5,010
016	PARKS AND RECREATION	500					500
020	TOBACCO SETTLEMENT	53,385,855					53,385,855
101	ROAD						
	General Reserve	1,482					1,482
	Imprest Cash	500					500
	Inventory	133,270					133,270
	FUND TOTAL	135,252					135,252
120	HOMEACRES LOAN PROGRAM	1,853,815					1,853,815
153	FIRST 5 SOLANO	12,748,973					12,748,973
215	RECORDER MICROGRAPHICS	171,637					171,637
233	DA SPECIAL REVENUE	1,574					1,574
239	TOBACCO SETTLEMENT	1,596,176		612,678			983,498
241	CIVIL PROCESSING FEE	201,045					201,045
248	GOVERNMENT CENTER PROJECT	263,914					263,914
278	PUBLIC WORKS IMPROVEMENT	97,265					97,265
296	PUBLIC FACILITY FEES	2,299,927					2,299,927
303	BUILDING CORP DSF	37,089		37,089			0
304	COURT EXPANSION DSF	794,010		85,446		1,051	709,615
306	PENSION DEBT SERVICE FUND	3,381,600					3,381,600
	LT Receivable	1,920,703		377,395			1,543,308
	FUND TOTAL	5,302,303					4,924,908
307	JUVENILE HALL PROJECT	63,360					63,360
332	GOVERNMENT CENTER DSF	82,039		39,175			42,864
334	H&SS ADM/REFINANCE SPH DSF	2,925,697				88,273	3,013,970
900	PUBLIC SAFETY	6,325					6,325
902	HEALTH & SOCIAL SERVICES						
	Imprest Cash	8,320					8,320
	Surety L/T Asset	110,000					110,000
903	WORKFORCE INVESTMENT BOARD	620					620
	GRAND TOTAL	\$ 123,738,858	\$ 0	\$ 3,613,783	\$ 0	\$ 23,035,150	\$ 143,160,225

**COUNTY OF SOLANO
STATE OF CALIFORNIA SCHEDULE 04A
SUMMARY OF ESTIMATED ADDITIONAL FINANCING SOURCES
FOR THE FISCAL YEAR 2006-2007**

SUMMARIZATION BY SOURCE	2004-2005 ACTUALS	2005-2006 ACTUALS	2006-2007 CAO PROPOSED	2006-2007 FINAL ADOPTED
Taxes	77,420,213	125,258,201	129,607,484	129,607,484
Licenses, Permits & Franchise	5,724,701	7,239,321	6,331,212	6,420,812
Fines, Forfeitures & Penalty	6,038,097	7,389,581	6,007,191	6,007,191
Revenue From Use Of Money/Prop	7,030,063	9,245,563	7,125,241	7,125,241
Intergovernmental Revenues	327,101,740	294,223,416	299,393,925	301,444,356
Charges For Services	77,915,494	78,815,623	77,333,976	77,804,769
Misc Revenues	20,102,320	28,065,233	13,659,421	13,427,704
Other Financing Sources	125,596,294	181,273,396	198,933,106	201,011,564
Residual Equity Transfers	0	0	36,596	58,700
TOTAL ADDITIONAL FINANCING SOURCES	<u>\$ 646,928,923</u>	<u>\$ 731,510,332</u>	<u>\$ 738,428,152</u>	<u>\$ 742,907,821</u>

COUNTY OF SOLANO
STATE OF CALIFORNIA SCHEDULE 04B
SUMMARY OF ESTIMATED ADDITIONAL FINANCING SOURCES
FOR THE FISCAL YEAR 2006-2007

SUMMARIZATION BY FUND		2004-2005	2005-2006	2006-2007	2006-2007
		ACTUALS	ACTUALS	CAO PROPOSED	FINAL ADOPTED
001	GENERAL	178,806,469	230,665,533	190,356,727	190,599,207
004	COUNTY LIBRARY	15,101,515	23,788,516	19,649,144	19,566,463
005	LAW LIBRARY	338,426	366,302	363,177	363,177
006	CAPITAL OUTLAY	4,461,046	12,025,152	33,599,455	34,899,455
012	FISH/WILDLIFE PROPAGATION FUND	9,758	1,001,271	35,313	35,313
016	PARKS AND RECREATION	1,005,675	1,206,801	1,220,560	1,485,301
020	TOBACCO SETTLEMENT SECURITIZAT	1,886,211	2,412,888	1,878,657	1,878,657
035	JH REC HALL - WARD WLFRE FUND	27,220	43,397	27,000	27,000
036	LIBRARY ZONE 1	833,023	982,469	1,058,937	1,058,937
037	LIBRARY ZONE 2	17,042	19,648	20,867	20,867
066	LIBRARY ZONE 6	14,458	15,665	16,559	16,559
067	LIBRARY ZONE 7	329,512	378,107	403,308	403,308
101	ROAD	12,034,392	15,677,087	17,060,237	17,060,237
120	HOMEACRES LOAN PROGRAM	34,390	54,878	25,572	25,572
150	HOUSING AUTHORITY	2,290,169	2,259,223	2,246,142	2,246,142
152	IN HOME SUPP SVCS-PUBLIC AUTH	2,278,497	2,768,564	2,707,845	2,477,329
153	FIRST 5 SOLANO	6,489,400	6,068,517	5,627,825	5,627,825
215	RECORDER MICROGRAPHICS	1,581,656	1,593,318	1,630,500	1,630,500
228	LIBRARY SPECIAL REVENUE	77,121	113,618	82,000	82,000
233	DISTRICT ATTORNEY SPECIAL REV	148,606	538,461	456,458	456,458
238	SE VALLEJO REDEVELOPMENT SETT	167,631	134,012	90,000	90,000
239	TOBACCO SETTLEMENT	2,491,165	2,485,594	2,270,609	2,270,609
241	CIVIL PROCESSING FEES	113,066	143,479	119,286	119,286
248	GOVERNMENT CENTER PROJECT	2,406,021	1,967,704	94,800	94,800
249	HSS CAPITAL PROJECTS	0	17,892,236	22,502,448	22,502,448
253	SHERIFF'S ASSET SEIZURE	71,216	3,422	2,261	2,261
256	SHERIFF OES	397,980	1,779,624	325,555	783,641
263	CJ TEMP CONSTRUCTION	600,852	733,057	612,500	612,500
264	CRTHSE TEMP CONST	602,996	732,713	609,100	609,100
278	PUBLIC WORKS IMPROVEMENT	147,719	121,530	71,000	71,000
281	SURVEY MONUMENT PRESERVATION	25,189	31,929	40,000	40,000
282	COUNTY DISASTER	0	1,500,363	1,170,000	810,645
296	PUBLIC FACILITIES FEES	14,410,296	8,089,728	8,123,495	8,123,495
301	GEN SVCS SPECIAL REVENUE	4,447	4,898	4,350	3,882
302	H&SS BLDG (94 COPS) DSF	22,849	0	0	0
303	BUILDING CORP	4,450,468	3,196,258	900	900
304	COURT EXPANSION	227,946	226,425	245,734	245,734
306	PENSION DEBT SERVICE FUND	8,388,980	8,569,473	13,513,458	13,520,997
307	JUVENILE HALL PROJECT	2,444,673	85,313	0	0
308	JAIL REROOF & HVAC	915,456	915,456	805,389	805,389
325	CAL - MMET	365,206	280,972	0	0
326	SHERIFF - SPECIAL REVENUE	735,474	719,658	672,776	672,776
332	GOVERNMENT CENTER	635,220	6,878,488	8,031,775	8,031,775
334	H&SS SPH ADMIN/REFINANCE	2,702,295	2,694,789	2,688,765	2,688,765

**COUNTY OF SOLANO
STATE OF CALIFORNIA SCHEDULE 04B
SUMMARY OF ESTIMATED ADDITIONAL FINANCING SOURCES
FOR THE FISCAL YEAR 2006-2007**

SUMMARIZATION BY FUND		2004-2005	2005-2006	2006-2007	2006-2007
		ACTUALS	ACTUALS	CAO PROPOSED	FINAL
				ADOPTED	
340	LOCAL LAW ENFORCE BLOCK GRANT	101	238,218	127,193	126,045
359	RURAL HEALTH SERVICES	158,161	313,578	297,594	297,594
369	CHILD SUPPORT SERVICES	12,262,010	12,143,871	12,695,731	12,740,010
390	TOBACCO PREVENTION & EDUCATION	224,655	183,460	181,625	181,625
900	PUBLIC SAFETY	117,280,747	124,706,596	136,695,673	137,151,395
901	SO CO CONSOLIDATED COURT	239,371	252,020	267,253	463,236
902	HEALTH & SOCIAL SERVICES	243,053,781	228,286,524	243,168,953	245,446,857
903	WORKFORCE INVESTMENT BOARD	3,618,368	4,219,533	4,533,647	4,440,750
TOTAL ADDITIONAL FINANCING SOURCES		\$ 646,928,923	\$ 731,510,332	\$ 738,428,152	\$ 742,907,821

**COUNTY OF SOLANO
STATE OF CALIFORNIA SCHEDULE 05A
ANALYSIS OF FINANCING SOURCES BY SOURCE BY FUND
FOR THE FISCAL YEAR 2006-2007**

SUMMARIZATION BY SOURCE/FUND		2004-2005 ACTUALS	2005-2006 ACTUALS	2006-2007 CAO PROPOSED	2006-2007 FINAL ADOPTED
066	SUPPLEMENTAL SECURED	1,039	1,234	700	700
066	PRIOR SECURED	3	4	0	0
067	CURRENT SECURED	285,970	326,552	361,790	361,790
067	CURRENT UNSECURED	7,205	7,075	7,489	7,489
067	PRIOR UNSECURED	415	535	0	0
067	SUPPLEMENTAL SECURED	23,862	31,006	18,972	18,972
067	PRIOR SECURED	1,251	115	0	0
101	CURRENT SECURED	505,478	549,042	601,483	601,483
101	CURRENT UNSECURED	20,618	21,432	22,430	22,430
101	PRIOR UNSECURED	567	435	0	0
101	SUPPLEMENTAL SECURED	36,017	40,353	26,962	26,962
101	PRIOR SECURED	74	104	0	0
101	TRANSPORTATION TAX	591,000	720,000	540,000	540,000
TOTAL Taxes		\$ 77,420,213	\$ 125,258,201	\$ 129,607,484	\$ 129,607,484

COUNTY OF SOLANO
STATE OF CALIFORNIA SCHEDULE 05A
ANALYSIS OF FINANCING SOURCES BY SOURCE BY FUND
FOR THE FISCAL YEAR 2006-2007

SUMMARIZATION BY SOURCE/FUND		2004-2005	2005-2006	2006-2007	2006-2007
		ACTUALS	ACTUALS	CAO	FINAL
9000	Taxes			PROPOSED	ADOPTED
001	CURRENT SECURED	49,594,344	56,422,834	62,000,000	62,000,000
001	CURRENT UNSECURED	1,313,538	1,341,869	1,324,359	1,324,359
001	PRIOR UNSECURED	33,872	117,538	50,000	50,000
001	SUPPLEMENTAL SECURED	6,282,304	8,646,379	6,000,000	6,000,000
001	PRIOR SECURED	11,344	54,672	25,000	25,000
001	PENALTIES	281,969	399,703	307,000	307,000
001	SALES & USE TAX	1,989,273	1,697,372	1,800,000	1,800,000
001	PROPERTY TRANSFER TAX	4,946,514	4,850,753	5,000,000	5,000,000
001	SALES & USE TAX-IN LIEU	421,422	741,912	785,000	785,000
001	PROPERTY TAX-IN LIEU OF VLF	0	36,941,239	38,000,000	38,000,000
004	CURRENT SECURED	3,925,420	4,485,009	4,937,688	4,937,688
004	CURRENT UNSECURED	114,171	120,358	120,130	120,130
004	PRIOR UNSECURED	5,196	10,065	0	0
004	SUPPLEMENTAL SECURED	320,748	409,850	305,701	305,701
004	PRIOR SECURED	1,285	4,529	0	0
004	LIBRARY SALES TAX - MEASURE B	4,197,101	4,412,147	4,260,901	4,260,901
006	CURRENT SECURED	1,313,598	1,494,688	1,641,294	1,641,294
006	CURRENT UNSECURED	35,733	36,709	36,144	36,144
006	PRIOR UNSECURED	922	3,105	1,535	1,535
006	SUPPLEMENTAL SECURED	112,705	144,210	109,380	109,380
006	PRIOR SECURED	281	1,341	382	382
016	CURRENT SECURED	329,687	375,119	411,915	411,915
016	CURRENT UNSECURED	8,967	9,212	11,065	11,065
016	PRIOR UNSECURED	231	778	384	384
016	SUPPLEMENTAL SECURED	28,287	36,193	40,600	40,600
016	PRIOR SECURED	70	336	95	95
036	CURRENT SECURED	595,149	694,115	755,020	755,020
036	CURRENT UNSECURED	5,165	6,615	3,390	3,390
036	PRIOR UNSECURED	748	2,706	0	0
036	SUPPLEMENTAL SECURED	47,729	62,800	65,956	65,956
036	PRIOR SECURED	126	4,143	0	0
037	CURRENT SECURED	14,050	16,038	17,696	17,696
037	CURRENT UNSECURED	563	553	563	563
037	PRIOR UNSECURED	4	17	0	0
037	SUPPLEMENTAL SECURED	1,088	1,328	921	921
037	PRIOR SECURED	2	4	0	0
066	CURRENT SECURED	12,544	13,501	14,956	14,956
066	CURRENT UNSECURED	545	542	583	583
066	PRIOR UNSECURED	20	31	0	0

COUNTY OF SOLANO
STATE OF CALIFORNIA SCHEDULE 05A
ANALYSIS OF FINANCING SOURCES BY SOURCE BY FUND
FOR THE FISCAL YEAR 2006-2007

SUMMARIZATION BY SOURCE/FUND		2004-2005	2005-2006	2006-2007	2006-2007
		ACTUALS	ACTUALS	CAO	FINAL
9200	Licenses, Permits & Franchise			PROPOSED	ADOPTED
001	ANIMAL LICENSES	315,225	187,495	4,892	4,892
001	BUSINESS LICENSES	61,852	71,912	71,964	71,964
001	BUILDING PERMITS	562,362	1,358,499	938,151	1,003,151
001	BUILDING PERMITS-ECOMMERCE	2,880	0	2,500	2,500
001	ZONING PERMITS	122,253	157,573	106,931	106,931
001	SOLID WASTE PERMITS	810,543	1,054,519	1,021,762	1,021,762
001	SEPTIC CONSTRUCTION PERMITS	165,596	195,094	192,780	192,780
001	GRADING PERMITS	99,389	0	0	0
001	FRANCHISE-PG&E ELECTRIC	292,483	284,339	275,000	275,000
001	FRANCHISE-PG&E GAS	82,351	96,540	45,000	45,000
001	FRANCHISE-CATV	69,631	76,735	50,000	50,000
001	FRANCHISE-GARBAGE	6,023	142,604	145,400	145,400
001	FRANCHISES - OTHER	25,893	25,676	27,000	27,000
001	LICENSES & PERMITS-OTHER	224,876	370,230	196,848	196,848
001	MARRIAGE LICENSES	140,082	127,627	124,000	124,000
001	FOOD PERMITS	982,132	1,144,749	1,164,234	1,165,834
001	PENALTY FEES	54,872	70,637	16,283	16,283
001	HOUSING PERMITS	72,742	62,902	71,442	71,442
001	RECREATIONAL HEALTH PERMITS	175,001	135,523	134,612	134,612
001	WATER PERMITS	7,934	6,550	7,460	7,460
001	HAZARDOUS MATERIALS PERMITS	806,237	929,558	930,540	953,540
101	BUILDING PERMITS	4,950	7,112	7,600	7,600
101	ZONING PERMITS	4,954	13,020	20,000	20,000
101	ROAD PERMITS	1,763	1,571	3,500	3,500
101	ENCROACHMENT PERMITS	59,968	58,345	73,000	73,000
101	TRANSPORTATION PERMIT	15,494	22,772	18,000	18,000
101	GRADING PERMITS	465	109,505	105,000	105,000
101	FRANCHISE-GARBAGE	0	380	800	800
101	LICENSES & PERMITS-OTHER	5,709	17,891	25,000	25,000
326	LICENSES & PERMITS-OTHER	175,577	132,941	175,250	175,250
900	LICENSES & PERMITS-OTHER	1,119	1,567	950	950
902	FRANCHISE-PG&E ELECTRIC	360,000	360,000	360,000	360,000
902	EMS PERSONNEL	7,206	7,838	7,000	7,000
902	BURIAL PERMITS	7,143	7,617	8,313	8,313
TOTAL Licenses, Permits & Franchise		\$ 5,724,701	\$ 7,239,320	\$ 6,331,212	\$ 6,420,812

COUNTY OF SOLANO
STATE OF CALIFORNIA SCHEDULE 05A
ANALYSIS OF FINANCING SOURCES BY SOURCE BY FUND
FOR THE FISCAL YEAR 2006-2007

SUMMARIZATION BY SOURCE/FUND		2004-2005	2005-2006	2006-2007	2006-2007
		ACTUALS	ACTUALS	CAO	FINAL
9300	Fines, Forfeitures, & Penalty			PROPOSED	ADOPTED
001	VEHICLE CODE FINES	1,595,784	1,506,155	1,500,000	1,500,000
001	OTHER COURT FINES	39,269	279,461	80,000	80,000
001	SUMMARY JUDGEMENT	24,710	17,201	0	0
001	VEHICLE FINES-DRUNK DRIVING	58,282	61,306	57,000	57,000
001	WARRANT REVENUE - TRAFFIC	20,075	16,248	16,000	16,000
001	CONTEMPT OF COURT/CRIMINAL	156	21	0	0
001	HEALTH & SAFETY	191	165	0	0
001	CIVIL ASSESSMENT	634,178	41,144	0	0
001	FORFEITURES & PENALTIES	4,163	1,860	2,500	2,500
001	OTHER ASSESSMENTS	819,530	1,025,344	1,100,000	1,100,000
001	WORK FURLOUGH FEES	67	0	0	0
012	VEHICLE CODE FINES	9,190	5,043	7,000	7,000
012	OTHER COURT FINES	0	974,974	0	0
016	VEHICLE CODE FINES	775	1,300	1,000	1,000
101	FORFEITURES & PENALTIES	1,746	0	0	0
233	FORFEITURES & PENALTIES	134,220	523,072	436,458	436,458
241	CIVIL ASSESSMENT	44,261	62,643	53,555	53,555
241	OTHER ASSESSMENTS	2,330	3,297	2,819	2,819
263	VEHICLE CODE FINES	50,577	54,615	50,000	50,000
264	VEHICLE CODE FINES	50,653	54,615	50,000	50,000
900	VEHICLE CODE FINES	8,672	7,934	8,000	8,000
900	OTHER COURT FINES	44,610	42,927	35,500	35,500
900	VEHICLE FINES-DRUNK DRIVING	6,843	4,843	5,000	5,000
900	SB 1127 CONVICTIONS	148,515	146,763	135,000	135,000
900	HEALTH & SAFETY	625	187	400	400
900	FORFEITURES & PENALTIES	779,713	992,698	1,066,219	1,066,219
900	WORK FURLOUGH FEES	22,051	10,599	12,050	12,050
900	WORK RELEASE NO SHOW FEES	2,800	3,425	3,200	3,200
900	WORK RELEASE FEES	31,512	40,492	37,800	37,800
900	ELECTRONIC MONITOR DAILY FEES	365,338	355,798	353,690	353,690
900	ASP Other Fees	265	1,693	0	0
902	FORFEITURES & PENALTIES	1,136,998	1,153,757	994,000	994,000
TOTAL Fines, Forfeitures, & Penalty		\$ 6,038,097	\$ 7,389,581	\$ 6,007,191	\$ 6,007,191

COUNTY OF SOLANO
STATE OF CALIFORNIA SCHEDULE 05A
ANALYSIS OF FINANCING SOURCES BY SOURCE BY FUND
FOR THE FISCAL YEAR 2006-2007

SUMMARIZATION BY SOURCE/FUND		2004-2005	2005-2006	2006-2007	2006-2007
9400	Revenue From Use of Money/Prop	ACTUALS	ACTUALS	CAO	FINAL
		PROPOSED			ADOPTED
001	INTEREST INCOME	1,930,239	3,134,761	2,000,000	2,000,000
001	BUILDING RENTAL	169,846	191,977	200,000	200,000
001	CONCESSIONS	39,730	33,909	30,000	30,000
001	TELEPHONES	706	489	500	500
001	VENDING DEVICES	78	38	100	100
001	LEASES	2,910	2,400	2,100	2,100
001	ROYALTIES	37,092	17,837	25,000	25,000
004	INTEREST INCOME	216,502	545,179	225,000	225,000
004	TELEPHONES	15	14	150	150
005	INTEREST INCOME	3,073	3,572	4,000	4,000
006	INTEREST INCOME	90,636	260,239	70,000	70,000
006	BUILDING RENTAL	0	64,584	298,000	298,000
012	INTEREST INCOME	318	21,254	28,000	28,000
016	INTEREST INCOME	1,040	1,342	1,000	1,000
016	GROUND LEASES	210	0	210	210
016	CONCESSIONS	18,317	13,029	18,500	18,500
016	VENDING DEVICES	248	0	0	0
016	LEASES	3,570	2,420	15,320	15,320
020	INTEREST INCOME	1,886,211	1,938,905	1,878,657	1,878,657
035	INTEREST INCOME	2,208	3,196	2,000	2,000
036	INTEREST INCOME	5,525	6,812	6,000	6,000
037	INTEREST INCOME	184	360	320	320
066	INTEREST INCOME	122	177	150	150
067	INTEREST INCOME	2,199	2,439	2,250	2,250
101	INTEREST INCOME	68,895	106,092	45,000	45,000
101	BUILDING RENTAL	55,210	54,755	55,210	55,210
120	INTEREST INCOME	34,390	34,092	25,000	25,000
153	INTEREST INCOME	462,425	678,928	475,000	475,000
215	INTEREST INCOME	111,184	202,279	202,500	202,500

COUNTY OF SOLANO
STATE OF CALIFORNIA SCHEDULE 05A
ANALYSIS OF FINANCING SOURCES BY SOURCE BY FUND
FOR THE FISCAL YEAR 2006-2007

SUMMARIZATION BY SOURCE/FUND		2004-2005 ACTUALS	2005-2006 ACTUALS	2006-2007 CAO PROPOSED	2006-2007 FINAL ADOPTED
228	INTEREST INCOME	2,257	3,628	2,000	2,000
233	INTEREST INCOME	8,413	15,389	0	0
238	INTEREST INCOME	167,631	134,012	90,000	90,000
239	INTEREST INCOME	131,616	130,330	54,052	54,052
241	INTEREST INCOME	7,033	13,814	7,800	7,800
248	INTEREST INCOME	271,478	212,497	94,800	94,800
249	INTEREST INCOME	0	67,916	0	0
253	INTEREST INCOME	2,247	3,422	2,261	2,261
263	INTEREST INCOME	2,731	11,119	14,500	14,500
264	INTEREST INCOME	2,395	9,464	11,100	11,100
278	INTEREST INCOME	11,437	19,444	3,000	3,000
281	INTEREST INCOME	1,609	3,090	2,625	2,625
282	INTEREST INCOME	0	363	0	0
296	INTEREST INCOME	445,614	711,554	785,046	785,046
301	INTEREST INCOME	190	390	200	200
302	INTEREST INCOME	22,849	0	0	0
303	INTEREST INCOME	93,673	8,006	900	900
304	INTEREST INCOME	38,863	27,087	25,000	25,000
306	INTEREST INCOME	138,143	83,632	36,000	36,000
307	INTEREST INCOME	10,343	14,215	0	0
325	INTEREST INCOME	0	3	0	0
326	INTEREST INCOME	33,754	53,988	21,000	21,000
332	INTEREST INCOME	110,845	60,676	20,000	20,000
334	INTEREST INCOME	126,768	90,101	80,000	80,000

**COUNTY OF SOLANO
STATE OF CALIFORNIA SCHEDULE 05A
ANALYSIS OF FINANCING SOURCES BY SOURCE BY FUND
FOR THE FISCAL YEAR 2006-2007**

SUMMARIZATION BY SOURCE/FUND		2004-2005 ACTUALS	2005-2006 ACTUALS	2006-2007 CAO PROPOSED	2006-2007 FINAL ADOPTED
340	INTEREST INCOME	101	2,810	0	0
359	INTEREST INCOME	3,706	5,437	1,500	1,500
369	INTEREST INCOME	91,408	64,527	0	0
390	INTEREST INCOME	1,111	1,835	0	0
900	INTEREST INCOME	-102,391	-177,156	-51,000	-51,000
902	INTEREST INCOME	61,399	174,561	121,740	121,740
902	BUILDING RENTAL	199,594	174,853	192,750	192,750
903	INTEREST INCOME	2,164	3,482	0	0
TOTAL Revenue From Use of Money/Prop		<u>\$ 7,030,063</u>	<u>\$ 9,245,562</u>	<u>\$ 7,125,241</u>	<u>\$ 7,125,241</u>

COUNTY OF SOLANO
STATE OF CALIFORNIA SCHEDULE 05A
ANALYSIS OF FINANCING SOURCES BY SOURCE BY FUND
FOR THE FISCAL YEAR 2006-2007

SUMMARIZATION BY SOURCE/FUND		2004-2005	2005-2006	2006-2007	2006-2007
		ACTUALS	ACTUALS	CAO	FINAL
				PROPOSED	ADOPTED
9501	Intergovernmental Rev State				
001	WILLIAMSON ACT TAX RELIEF	724,625	715,984	710,000	710,000
001	FISH & GAME	12,088	13,651	12,000	12,000
001	STATE HIGHWAY RENTALS	1,245	914	1,000	1,000
001	MOTOR VEHICLES IN-LIEU	28,329,512	0	0	0
001	HOMEOWNERS PROPERTY TAX RELIEF	1,035,007	1,043,490	1,050,000	1,050,000
001	STATE UNCLAIMED GAS TAX	336,048	363,278	360,000	360,000
001	STATE GLASSY WINGED SHARPSHOOT	680,748	355,222	793,211	793,211
001	STATE PESTICIDE MILL	239,309	284,589	285,000	285,000
001	STATE REIMB MANDATED COSTS	283,492	2,197,751	17,330	17,330
001	STATE AGRICULTURAL SALARIES	6,600	6,600	6,600	6,600
001	STATE VETERANS AFFAIRS	110,645	112,990	114,000	114,000
001	STATE PEST DETECTION	116,741	113,245	116,623	116,623
001	STATE REIMBURSEMENT PUE	7,296	7,096	7,096	7,096
001	STATE NON CWS ALLOCATION	50	0	0	0
001	STATE AID STABILIZATION	351,000	351,000	351,000	351,000
001	STATE PROP TAX LOAN PRGM	469,207	0	0	0
001	STATE OTHER	1,664,647	1,063,535	405,500	405,500
004	STATE HIGHWAY RENTALS	90	66	0	0
004	HOMEOWNERS PROPERTY TAX RELIEF	75,758	76,433	74,459	74,459
004	STATE OTHER	558,707	482,191	487,000	487,000
006	STATE HIGHWAY RENTALS	33	24	34	34
006	HOMEOWNERS PROPERTY TAX RELIEF	27,342	27,353	26,642	26,642
006	STATE RECREATION	819,252	394,961	2,117,369	2,117,369
006	STATE OTHER	163,890	15,557	1,420,000	1,420,000
016	STATE HIGHWAY RENTALS	8	6	5	5
016	HOMEOWNERS PROPERTY TAX RELIEF	6,862	6,863	6,688	6,688
036	STATE HIGHWAY RENTALS	19	15	0	0
036	HOMEOWNERS PROPERTY TAX RELIEF	16,136	16,485	16,065	16,065
037	HOMEOWNERS PROPERTY TAX RELIEF	225	230	224	224
066	HOMEOWNERS PROPERTY TAX RELIEF	185	176	170	170
067	STATE HIGHWAY RENTALS	6	4	0	0
067	HOMEOWNERS PROPERTY TAX RELIEF	4,730	4,744	4,621	4,621
101	HIGHWAY USERS TAX	6,355,531	6,258,972	6,550,000	6,550,000
101	STATE HIGHWAY RENTALS	8	6	0	0
101	HOMEOWNERS PROPERTY TAX RELIEF	25,786	6,749	6,567	6,567
101	STATE OTHER	100,000	1,646,221	240,000	240,000

COUNTY OF SOLANO
STATE OF CALIFORNIA SCHEDULE 05A
ANALYSIS OF FINANCING SOURCES BY SOURCE BY FUND
FOR THE FISCAL YEAR 2006-2007

SUMMARIZATION BY SOURCE/FUND		2004-2005 ACTUALS	2005-2006 ACTUALS	2006-2007 CAO PROPOSED	2006-2007 FINAL ADOPTED
152	ST ADM IHSS	914,460	1,014,739	953,111	837,853
153	STATE OTHER	5,328,218	5,077,603	4,641,825	4,641,825
233	STATE OTHER	773	0	20,000	20,000
248	STATE OTHER	0	899,500	0	0
256	STATE OTHER	166,514	0	0	0
307	STATE CONSTRUCTION	1,809,000	0	0	0
325	STATE OTHER	365,046	1	0	0
359	STATE OTHER	153,970	306,111	296,094	296,094
369	STATE SUPPORT ENFORCEMENT INC	4,065,316	4,071,725	4,288,668	4,332,947
369	STATE OTHER	0	0	68,906	68,906
390	STATE OTHER	223,544	181,625	181,625	181,625
900	STATE REIMB MANDATED COSTS	3,600	25,253	1,000	1,000
900	STATE CALWORK SINGLE	0	1,892,754	1,956,201	1,956,201
900	STATE CATEGORICAL AID	413,929	335,146	1,227,600	1,227,600
900	STATE DRUG ABUSE	1,702,917	1,921,490	1,553,300	1,553,300
900	STATE 4700 P.C.	796,277	850,816	1,153,046	1,153,046
900	STATE REIMB POLICE OFF TRAININ	29,522	52,528	88,097	88,097
900	STATE AID PUBLIC SAFETY SVCES	29,052,403	30,939,456	30,500,000	30,592,292
900	STATE AID STABILIZATION	805,781	846,069	787,000	787,000
900	STATE OTHER	3,157,289	3,736,111	3,453,858	3,450,021
901	STATE 4700 P.C.	239,371	252,020	267,253	463,236
902	STATE REIMB MANDATED COSTS	0	2,150,385	0	0
902	ST ADM FOSTER CARE	207,094	336,308	280,135	280,135
902	PUB HLTH MOTOR VEHICLE REALIGN	12,582,955	12,975,159	12,684,310	12,684,310
902	ST ADM FOOD STAMPS	4,186,812	4,652,377	4,781,385	4,781,385
902	STATE CALWORK SINGLE	3,626,899	3,740,496	3,752,066	4,052,066
902	ST ADM IHSS	942,310	1,779,758	1,287,275	1,287,275
902	STATE CATEGORICAL AID	18,757,504	20,548,141	21,482,137	21,554,089
902	STATE S/D MEDICAL	6,997,009	7,508,406	10,544,709	10,844,709
902	ST ADM MEDI-CAL	13,575,010	15,084,021	15,269,845	15,269,845
902	STATE MENTAL HEALTH	1,421,905	2,188,121	950,900	950,900
902	STATE ALCOHOL & DRUG SGF	435,357	400,036	485,700	485,700
902	SHORT DOYLE QUALITY ASSURANCE	0	1,412,048	1,334,156	1,334,156
902	ST ADM COUNTY SVS BLOCK GRANT	733,936	707,803	642,451	642,451
902	STATE DRUG ABUSE	520,037	400,000	400,000	400,000

COUNTY OF SOLANO
STATE OF CALIFORNIA SCHEDULE 05A
ANALYSIS OF FINANCING SOURCES BY SOURCE BY FUND
FOR THE FISCAL YEAR 2006-2007

SUMMARIZATION BY SOURCE/FUND		2004-2005	2005-2006	2006-2007	2006-2007
		ACTUALS	ACTUALS	CAO	FINAL
				PROPOSED	ADOPTED
902	ST ADM MEDICAL SVS	1,368,167	1,183,278	1,183,279	1,183,279
902	ST ADM ADOPTIONS	333,144	81,666	311,197	311,197
902	ST ADM CWS/LIC FFH	1,056,586	1,182,906	2,420,083	2,420,083
902	ST ADM SUBST ABUSE CALWORKS	-102,677	0	0	0
902	STATE NON CWS ALLOCATION	859,702	772,418	775,074	775,074
902	STATE CALWORKS IV-B	1,287,104	2,006,074	0	0
902	STATE AID STABILIZATION	13,379,206	14,048,132	15,277,738	15,277,738
902	STATE AID MEN HLTH REALIGNMENT	12,373,530	12,501,047	12,671,482	12,671,482
902	STATE AID HEALTH REALIGNMENT	4,223,356	4,223,355	4,658,740	4,658,740
902	STATE TITLE XX	346,632	120,156	40,409	40,409
902	STATE LICENSING FFH	88,779	-30,864	84,761	84,761
902	STATE OTHER	9,435,553	10,287,664	13,344,248	13,776,592
902	FEDERAL NON CWS ALLOCATION	350,085	239,990	309,770	309,770
902	FEDERAL LICENSING FFH	104,833	159,182	93,065	93,065
TOTAL Intergovernmental Rev State		\$ 200,841,587	\$ 188,627,412	\$ 191,681,703	\$ 192,999,458

COUNTY OF SOLANO
STATE OF CALIFORNIA SCHEDULE 05A
ANALYSIS OF FINANCING SOURCES BY SOURCE BY FUND
FOR THE FISCAL YEAR 2006-2007

SUMMARIZATION BY SOURCE/FUND		2004-2005	2005-2006	2006-2007	2006-2007
		ACTUALS	ACTUALS	CAO	FINAL
9502	Intergovernmental Rev Federal			PROPOSED	ADOPTED
001	GRANT REVENUE	336,594	162,509	37,821	37,821
001	FED OTHER	137,609	108,065	9,000	48,921
004	GRANT REVENUE	30,152	224,843	25,000	25,000
006	GRANT REVENUE	0	156,855	150,000	150,000
016	GRANT REVENUE	0	12,200	0	0
101	FED OTHER	1,727,669	2,335,857	5,559,000	5,559,000
150	FED OTHER	2,290,169	2,259,223	2,246,142	2,246,142
152	FED ADM HEALTH RELATED SVS	904,724	1,274,974	1,249,090	1,133,832
153	GRANT REVENUE	487,086	221,002	482,000	482,000
228	GRANT REVENUE	0	9,000	9,000	9,000
256	GRANT REVENUE	250,749	1,779,624	325,555	783,641
256	FED OTHER	-22,020	0	0	0
282	FED OTHER	0	0	25,000	25,000
325	GRANT REVENUE	0	280,968	0	0
326	GRANT REVENUE	0	0	98,664	98,664
340	FED OTHER	0	235,408	127,193	126,045
369	FED CHILD SUPPORT	8,081,655	7,904,804	8,338,157	8,338,157
900	FEDERAL AID	176,767	137,641	446,400	446,400
900	FED CALWORKS TANF	1,959,075	152,582	0	0
900	FED ADM 93658 IVE CWS/FFH	1,641,578	1,491,217	1,250,000	1,250,000
900	GRANT REVENUE	0	126,868	245,831	342,831
900	FED OTHER	161,900	387,444	325,000	325,000
902	FED ADM ILP IV-E	415,846	478,537	354,964	354,964
902	FED ADM WELFARE WORK TANF	493,918	777,509	0	0
902	FED ADM FOSTER CARE IV-E	525,687	634,489	396,979	611,979
902	FEDERAL AID	20,700,968	22,792,989	23,563,310	23,695,282
902	FED ADM ADOPTIONS IV-E	225,133	71,377	335,644	335,644
902	FED ADM PSSF IV-B	184,597	1,191,773	348,685	348,685
902	FED CALWORKS TANF	20,158,968	18,035,985	20,149,947	20,149,947

**COUNTY OF SOLANO
STATE OF CALIFORNIA SCHEDULE 05A
ANALYSIS OF FINANCING SOURCES BY SOURCE BY FUND
FOR THE FISCAL YEAR 2006-2007**

SUMMARIZATION BY SOURCE/FUND		2004-2005 ACTUALS	2005-2006 ACTUALS	2006-2007 CAO PROPOSED	2006-2007 FINAL ADOPTED
902	FEDERAL TITLE XX	18,600	494,541	78,710	78,710
902	FED ADM FOOD STAMPS	4,036,757	4,470,493	4,180,975	4,180,975
902	FED ADM HEALTH RELATED SVS	5,789,712	5,697,911	5,311,248	5,311,248
902	FEDERAL ALCOHOL & DRUG-SAPT	2,585,849	2,436,051	2,952,731	2,952,731
902	FED ALCOHOL & DRUG SDFSC	201,248	275,249	398,550	398,550
902	FED ADM CWS IV-B	126,713	150,486	592,477	592,477
902	FED ADM 93658 IVE CWS/FFH	2,875,402	3,048,611	3,664,756	3,664,756
902	GRANT REVENUE	164,503	35,984	59,973	59,973
902	FED OTHER	20,581,583	2,678,541	2,141,791	2,141,791
903	GRANT REVENUE	3,616,204	4,208,590	4,533,647	4,440,750
TOTAL Intergovernmental Rev Federal		\$ 100,865,394	\$ 86,740,201	\$ 90,013,240	\$ 90,745,916

COUNTY OF SOLANO
STATE OF CALIFORNIA SCHEDULE 05A
ANALYSIS OF FINANCING SOURCES BY SOURCE BY FUND
FOR THE FISCAL YEAR 2006-2007

SUMMARIZATION BY SOURCE/FUND		2004-2005	2005-2006	2006-2007	2006-2007
		ACTUALS	ACTUALS	CAO	FINAL
				PROPOSED	ADOPTED
9503	Intergovernmental Rev Other				
001	OTHER GOVERNMENTAL AGENCIES	109,166	595,123	1,242,457	1,242,457
001	REDEVELOPMENT PASS-THROUGH	12,465,519	13,847,208	13,677,520	13,677,520
004	OTHER GOVERNMENTAL AGENCIES	726,794	719,110	880,620	880,620
004	REDEVELOPMENT PASS-THROUGH	407,830	476,778	537,163	537,163
006	REDEVELOPMENT PASS-THROUGH	223,927	248,376	278,800	278,800
016	REDEVELOPMENT PASS-THROUGH	55,623	61,623	69,239	69,239
036	REDEVELOPMENT PASS-THROUGH	162,427	188,779	212,506	212,506
037	REDEVELOPMENT PASS-THROUGH	926	1,119	1,143	1,143
067	REDEVELOPMENT PASS-THROUGH	3,874	5,637	8,186	8,186
101	OTHER GOVERNMENTAL AGENCIES	12,510	0	255,000	255,000
228	OTHER GOVERNMENTAL AGENCIES	0	3,700	1,000	1,000
233	OTHER GOVERNMENTAL AGENCIES	5,200	0	0	0
248	OTHER GOVERNMENTAL AGENCIES	632,000	117,500	0	0
332	OTHER GOVERNMENTAL AGENCIES	0	0	100,000	100,000
900	OTHER GOVERNMENTAL AGENCIES	0	0	53,369	53,369
902	OTHER GOVERNMENTAL AGENCIES	10,588,962	2,590,850	381,979	381,979
TOTAL Intergovernmental Rev Other		\$ 25,394,759	\$ 18,855,804	\$ 17,698,982	\$ 17,698,982
TOTAL Intergovernmental Revenues		\$ 327,101,740	\$ 294,223,416	\$ 299,393,925	\$ 301,444,356

COUNTY OF SOLANO
STATE OF CALIFORNIA SCHEDULE 05A
ANALYSIS OF FINANCING SOURCES BY SOURCE BY FUND
FOR THE FISCAL YEAR 2006-2007

SUMMARIZATION BY SOURCE/FUND		2004-2005	2005-2006	2006-2007	2006-2007
9600 Charges For Services		ACTUALS	ACTUALS	CAO	FINAL
		PROPOSED	ADOPTED		
001	PHOTO/MICROFICHE COPIES	201,727	192,359	186,450	186,450
001	CONTRACT SERVICES	414,593	127,806	14,500	14,500
001	LIBRARY FINES	0	-2,188	0	0
001	FILING FEES	0	24,472	0	0
001	CIVIL PROCESS FEES	2,724	3,382	2,500	2,500
001	RECORDING FEES	3,028,027	2,816,422	2,871,082	2,871,082
001	COURT FEES	232,344	148,944	170,500	170,500
001	PHYTOSANI FIELD INSP FEE	91,316	127,616	121,000	121,000
001	CERTIFIED SEED INSP FEE	1,500	0	1,000	1,000
001	COUNTY ADMIN SERVICES FEES	20,365	31,896	0	0
001	ASSMT & TAX COLLECTION FEES	2,099,325	2,008,202	2,072,000	2,072,000
001	AUDITING & ACCOUNTING FEES	1,256,091	1,402,824	1,494,648	1,494,648
001	LEGAL FEES	1,061,530	1,104,758	1,102,400	1,109,400
001	ELECTION SERVICES	411,143	527,549	63,000	63,000
001	ENGINEERING SERVICES	32,251	59,820	50,000	50,000
001	PLANNING SERVICES	378,818	462,747	351,495	361,495
001	LAND DIVISION FEES	61,318	66,320	29,855	37,855
001	REDEMPTION FEES	36,030	38,310	30,000	30,000
001	OTHER PROFESSIONAL SERVICES	584,898	405,097	363,003	444,253
001	33% PROOF OF CORRECTION	69,998	66,446	65,000	65,000
001	\$24 TRAFFIC SCHOOL FEES	2,973,079	2,909,703	2,950,000	2,950,000
001	CLERK'S FEES	206,411	214,311	190,000	190,000
001	AUDIO/VIDEO FEES	1,115	3,124	0	0
001	ADMINISTRATION OVERHEAD	11,136,727	13,715,667	15,205,309	15,205,309
001	HUMANE SERVICES	128,021	122,242	116,500	116,500
001	INTER-DEPART ADMIN OVERHEAD	47,386	89,712	37,680	37,680
001	SB 813 COLLECTION FEES	1,521,226	1,907,097	1,733,560	1,733,560
001	DISPOSAL FEES	4,304,060	4,177,944	4,200,000	4,200,000
001	MEDICARE SERVICES	0	45	0	0
001	WATER WELL PERMITS	116,908	162,944	179,172	179,172
001	OTHER CHARGES FOR SERVICES	2,899,278	3,323,303	3,156,546	3,163,255
001	GC68926.1 NOTICE OF APPEALS	120	0	0	0
001	COUNTYWIDE OVERHEAD OFFSET	2,465	35	0	0
004	BUILDING USE FEES	3,315	3,975	4,100	4,100
004	PHOTO/MICROFICHE COPIES	43,505	38,846	46,127	46,127
004	CONTRACT SERVICES	406,754	406,606	403,200	403,200
004	LIBRARY FINES	343,248	348,819	383,576	383,576
004	LAND DIVISION FEES	0	240	0	0
004	OTHER PROFESSIONAL SERVICES	2,408,315	4,824,879	3,344,497	3,344,497
005	BUILDING USE FEES	490	1,455	1,000	1,000
005	PHOTO/MICROFICHE COPIES	18,134	12,690	12,783	12,783
005	LIBRARY FINES	352	206	183	183
005	COURT FEES	315,452	347,360	344,511	344,511

COUNTY OF SOLANO
STATE OF CALIFORNIA SCHEDULE 05A
ANALYSIS OF FINANCING SOURCES BY SOURCE BY FUND
FOR THE FISCAL YEAR 2006-2007

SUMMARIZATION BY SOURCE/FUND		2004-2005 ACTUALS	2005-2006 ACTUALS	2006-2007 CAO PROPOSED	2006-2007 FINAL ADOPTED
006	LAND DIVISION FEES	550	950	0	0
006	OTHER CHARGES FOR SERVICES	31,052	15,536	37,000	37,000
012	ADMINISTRATION OVERHEAD	0	0	313	313
016	RECREATION SERVICES	357,372	362,252	375,600	375,600
016	OTHER CHARGES FOR SERVICES	12,964	0	36,257	36,257
035	ADMINISTRATION OVERHEAD	0	17,666	0	0
101	PHOTO/MICROFICHE COPIES	248	122	0	0
101	ENGINEERING SERVICES	26,954	40,470	41,600	41,600
101	LAND DIVISION FEES	5,870	3,215	900	900
101	ROAD MAINTENANCE SERVICE	421	0	0	0
101	OTHER CHARGES FOR SERVICES	21,250	11,188	12,500	12,500
101	ROAD SVCES ON COUNTY ROADS	572,634	819,511	655,000	655,000
101	NON-ROAD SVCES - COUNTY	891,996	795,425	580,000	580,000
120	ADMINISTRATION OVERHEAD	0	0	572	572
153	ADMINISTRATION OVERHEAD	40,154	0	0	0
215	RECORDING FEES	1,253,256	1,183,620	1,224,000	1,224,000
215	AUTOMATION-MICROGRAPHICS FEE	217,216	207,419	204,000	204,000
241	CIVIL PROCESS FEES	59,443	63,725	55,112	55,112
263	BUILDING USE FEES	996	78	0	0
263	COURT FEES	546,548	667,245	548,000	548,000
264	BUILDING USE FEES	996	78	0	0
264	COURT FEES	548,952	668,557	548,000	548,000
281	RECORDING FEES	23,580	28,838	36,000	36,000
281	ADMINISTRATION OVERHEAD	0	1	1,375	1,375
296	BUILDING USE FEES	13,964,682	7,378,174	7,310,804	7,310,804
296	ADMINISTRATION OVERHEAD	0	0	27,645	27,645
301	OTHER CHARGES FOR SERVICES	757	1,008	650	650
307	LAND DIVISION FEES	100	0	0	0
307	ADMINISTRATION OVERHEAD	0	20,066	0	0
326	COURT FEES	137,905	167,533	169,670	169,670

COUNTY OF SOLANO
STATE OF CALIFORNIA SCHEDULE 05A
ANALYSIS OF FINANCING SOURCES BY SOURCE BY FUND
FOR THE FISCAL YEAR 2006-2007

SUMMARIZATION BY SOURCE/FUND		2004-2005	2005-2006	2006-2007	2006-2007
		ACTUALS	ACTUALS	CAO	FINAL
				PROPOSED	ADOPTED
332	ADMINISTRATION OVERHEAD	0	1,732,525	1,614,628	1,614,628
334	ADMINISTRATION OVERHEAD	1,070	0	0	0
359	ADMINISTRATION OVERHEAD	484	2,030	0	0
900	BUILDING USE FEES	0	365	0	0
900	PHOTO/MICROFICHE COPIES	1,169	681	960	960
900	CONTRACT SERVICES	3,466,358	3,757,051	3,881,040	3,881,040
900	CIVIL PROCESS FEES	198,075	216,040	205,000	205,000
900	RECORDING FEES	3,993	2,765	2,424	2,424
900	COURT FEES	1,790	820	500	500
900	COUNTY ADMIN SERVICES FEES	8,372	8,495	7,500	7,500
900	LEGAL FEES	380,769	404,151	532,000	532,000
900	OTHER PROFESSIONAL SERVICES	229,154	219,011	228,759	271,593
900	MEDICAL CARE-OTHER	534,505	491,944	449,000	449,000
900	INSTITUTIONAL CARE	390,350	1,092,597	535,400	535,400
900	ADMINISTRATION OVERHEAD	874	0	0	0
900	LAW ENFORCEMENT SERVICES	2,624	4,217	3,000	3,000
900	DRUG COURT ADMINISTRATIVE FEE	0	10	0	0
900	OTHER CHARGES FOR SERVICES	2,664,285	2,090,768	962,124	962,124
900	WORK FURLOUGH APPLICATION FEES	2,516	1,110	1,000	1,000
900	WORK RELEASE APPLICATION FEES	20,078	28,244	36,375	36,375
900	ELECTRONIC MONITOR APPL FEES	55,841	41,211	37,500	37,500
902	VOICE MAIL	-299	0	0	0
902	PHOTO/MICROFICHE COPIES	16,745	14,918	19,200	19,200
902	CONTRACT SERVICES	4,810,124	4,461,080	4,918,450	4,918,450
902	ADOPTION FEES	500	0	0	0
902	ESTATE & PUBLIC ADMIN FEES	62,532	88,045	77,000	77,000
902	RECORDING FEES	242,022	281,545	212,209	212,209
902	COUNTY ADMIN SERVICES FEES	39,485	39,055	45,000	45,000
902	MENTAL HEALTH SERVICES	296,702	133,030	223,500	223,500
902	LAND DIVISION FEES	749	0	0	0
902	OTHER PROFESSIONAL SERVICES	85,266	68,616	80,000	80,000
902	CHILD HEALTH FEES	4,938,733	3,525,649	4,329,015	4,599,015
902	MENTAL HEALTH INDIGENT PAY	148,889	100,635	133,764	133,764
902	PRIVATE PAY PATIENT	363,171	269,542	319,098	319,098
902	MEDICAL CARE-OTHER	333,250	247,117	164,099	164,099
902	ADMINISTRATION OVERHEAD	0	15,066	0	0
902	INTER-DEPART ADMIN OVERHEAD	16,093	40,892	25,000	25,000
902	INSURANCE PAYMENTS	185,781	89,241	98,934	98,934
902	MEDI-CAL SERVICES	1,656,337	2,536,756	4,321,865	4,366,865
902	MEDICARE SERVICES	176,903	201,688	189,293	189,293
902	CMSP SERVICES	0	642,464	296,116	296,116
902	OTHER CHARGES FOR SERVICES	1,003,746	1,012,024	222,049	222,049
902	MANAGED CARE SERVICES	0	277,532	0	0

COUNTY OF SOLANO
STATE OF CALIFORNIA SCHEDULE 05A
ANALYSIS OF FINANCING SOURCES BY SOURCE BY FUND
FOR THE FISCAL YEAR 2006-2007

SUMMARIZATION BY SOURCE/FUND	2004-2005 ACTUALS	2005-2006 ACTUALS	2006-2007 CAO PROPOSED	2006-2007 FINAL ADOPTED
902 COUNTYWIDE OVERHEAD OFFSET	205	30	0	0
TOTAL Charges For Services	\$ 77,915,494	\$ 78,815,623	\$ 77,333,976	\$ 77,804,769

COUNTY OF SOLANO
STATE OF CALIFORNIA SCHEDULE 05A
ANALYSIS OF FINANCING SOURCES BY SOURCE BY FUND
FOR THE FISCAL YEAR 2006-2007

SUMMARIZATION BY SOURCE/FUND		2004-2005	2005-2006	2006-2007	2006-2007
		ACTUALS	ACTUALS	CAO	FINAL
				PROPOSED	ADOPTED
9700	Misc Revenue				
001	MISC SALES - TAXABLE	50,418	35,130	52,672	52,672
001	CASH OVERAGE	12,425	10,408	11,500	11,500
001	OTHER REVENUE	11,968,149	1,414,317	1,272,300	1,272,300
001	DONATIONS AND CONTRIBUTIONS	12,730	12,500	70,500	70,500
001	INSURANCE PROCEEDS	2,367	8,753	0	0
001	GAIN(LOSS)-SALE OF FIXED ASSET	0	9	0	0
001	MISCELLANEOUS SALES-OTHER	79,448	73,462	103,865	103,865
001	EXCESS TAX LOSSES RESERVE	3,500,000	4,500,000	5,000,000	5,000,000
001	.33 HORSE RACING REVENUES	94,648	95,209	100,000	100,000
004	CASH OVERAGE	982	729	0	0
004	OTHER REVENUE	2,489	664	1,000	1,000
004	DONATIONS AND CONTRIBUTIONS	500	151	25,000	25,000
004	INSURANCE PROCEEDS	541	0	0	0
005	OTHER REVENUE	233	357	200	200
005	DONATIONS AND CONTRIBUTIONS	693	662	500	500
006	OTHER REVENUE	62,922	-300	0	0
012	OTHER REVENUE	250	0	0	0
016	MISC SALES - TAXABLE	0	2,865	500	500
016	CASH OVERAGE	167	84	200	200
016	OTHER REVENUE	738	820	0	0
016	DONATIONS AND CONTRIBUTIONS	27,462	8,000	0	0
016	INSURANCE PROCEEDS	12,658	0	0	0
016	SALE OF CEMETERY LOTS	1,138	0	0	0
016	MISCELLANEOUS SALES-OTHER	5,992	3,689	6,200	6,200
020	OTHER REVENUE	0	473,983	0	0
035	OTHER REVENUE	25,012	22,535	25,000	25,000
101	MISC SALES - TAXABLE	15	0	0	0
101	CASH OVERAGE	1	0	0	0
101	OTHER REVENUE	183,746	1,424	2,000	2,000
101	INSURANCE PROCEEDS	1,496	500	0	0
120	OTHER REVENUE	0	20,786	0	0
153	OTHER REVENUE	20,518	90,984	29,000	29,000
228	OTHER REVENUE	1	0	0	0
228	DONATIONS AND CONTRIBUTIONS	74,863	97,290	70,000	70,000

COUNTY OF SOLANO
STATE OF CALIFORNIA SCHEDULE 05A
ANALYSIS OF FINANCING SOURCES BY SOURCE BY FUND
FOR THE FISCAL YEAR 2006-2007

SUMMARIZATION BY SOURCE/FUND		2004-2005 ACTUALS	2005-2006 ACTUALS	2006-2007 CAO PROPOSED	2006-2007 FINAL ADOPTED
248	OTHER REVENUE	85,453	13,204	0	0
249	OTHER REVENUE	0	17,397,552	0	0
253	OTHER REVENUE	68,969	0	0	0
256	OTHER REVENUE	2,737	0	0	0
278	OTHER REVENUE	136,282	102,086	68,000	68,000
282	INSURANCE PROCEEDS	0	0	1,145,000	785,645
301	OTHER REVENUE	0	0	3,500	3,032
301	DONATIONS AND CONTRIBUTIONS	3,500	3,500	0	0
306	OTHER REVENUE	383,154	615,919	590,000	590,000
307	OTHER REVENUE	5,230	51,032	0	0
325	OTHER REVENUE	160	0	0	0
326	OTHER REVENUE	388,239	365,195	208,192	208,192
369	OTHER REVENUE	23,631	2,856	0	0
900	CASH OVERAGE	263	171	300	300
900	OTHER REVENUE	1,048,404	1,054,781	857,067	934,037
900	DONATIONS AND CONTRIBUTIONS	0	260	0	0
900	INSURANCE PROCEEDS	352,267	226,316	196,000	196,000
902	CASH OVERAGE	548	311	100	100
902	OTHER REVENUE	1,446,495	1,326,593	3,811,912	3,863,048
902	DONATIONS AND CONTRIBUTIONS	12,386	22,872	8,800	8,800
902	INSURANCE PROCEEDS	1,999	113	113	113
903	DONATIONS AND CONTRIBUTIONS	0	7,461	0	0
TOTAL Misc Revenue		\$ 20,102,320	\$ 28,065,233	\$ 13,659,421	\$ 13,427,704

COUNTY OF SOLANO
STATE OF CALIFORNIA SCHEDULE 05A
ANALYSIS OF FINANCING SOURCES BY SOURCE BY FUND
FOR THE FISCAL YEAR 2006-2007

SUMMARIZATION BY SOURCE/FUND		2004-2005	2005-2006	2006-2007	2006-2007
		ACTUALS	ACTUALS	CAO	FINAL
9800	Other Financing Sources			PROPOSED	ADOPTED
001	SALE OF FIXED ASSETS	30,063	41,354	40,000	40,000
001	LONG-TERM DEBT PROCEEDS	56,736	42,143,231	0	0
001	OPERATING TRANSFERS IN	6,929,599	706,654	1,921,174	1,921,174
004	OPERATING TRANSFERS IN	1,118,453	5,962,448	3,343,053	3,260,372
006	LONG-TERM DEBT PROCEEDS	0	0	25,000,000	25,000,000
006	OPERATING TRANSFERS IN	1,578,204	6,582,964	2,412,875	3,712,875
101	SALE OF FIXED ASSETS	11,450	13,829	0	0
101	OPERATING TRANSFERS IN	723,902	2,020,787	1,613,685	1,613,685
153	SALE OF FIXED ASSETS	151,000	0	0	0
239	OPERATING TRANSFERS IN	2,359,549	2,355,264	2,216,557	2,216,557
248	OPERATING TRANSFERS IN	1,417,090	3	0	0
249	LONG-TERM DEBT PROCEEDS	0	0	22,502,448	22,502,448
249	OPERATING TRANSFERS IN	0	426,768	0	0
303	OPERATING TRANSFERS IN	4,356,795	3,188,252	0	0
304	OPERATING TRANSFERS IN	189,083	199,338	220,734	220,734
306	LONG-TERM DEBT PROCEEDS	0	241,769	0	0
306	OPERATING TRANSFERS IN	7,867,683	7,628,153	12,887,458	12,894,997
307	OPERATING TRANSFERS IN	620,000	0	0	0
308	OPERATING TRANSFERS IN	915,455	915,455	805,389	805,389
332	OPERATING TRANSFERS IN	524,375	5,085,287	6,260,551	6,260,551
334	OPERATING TRANSFERS IN	2,574,457	2,604,688	2,608,765	2,608,765
900	SALE OF FIXED ASSETS	600	8,050	0	0
900	OPERATING TRANSFERS IN	1,013,409	2,087,964	1,941,337	2,069,696
902	SALE OF FIXED ASSETS	296	0	0	0
902	OPERATING TRANSFERS IN	1,017,186	1,148,273	1,141,237	1,141,237
902	TRANSFER IN-CO TOBACCO	4,756,450	2,546,091	3,895,000	3,895,000
TOTAL Other Financing Sources		\$ 38,211,834	\$ 85,906,623	\$ 88,810,263	\$ 90,163,480

COUNTY OF SOLANO
STATE OF CALIFORNIA SCHEDULE 05A
ANALYSIS OF FINANCING SOURCES BY SOURCE BY FUND
FOR THE FISCAL YEAR 2006-2007

SUMMARIZATION BY SOURCE/FUND		2004-2005	2005-2006	2006-2007	2006-2007
		ACTUALS	ACTUALS	CAO	FINAL
				PROPOSED	ADOPTED
9801	General Fund Contribution				
004	TRANSFER IN-COUNTY CONTRIB	193,643	234,586	244,779	244,779
006	TRANSFER IN-COUNTY CONTRIB	0	2,578,000	0	0
016	TRANSFER IN-COUNTY CONTRIB	133,290	308,668	225,782	490,523
152	TRANSFER IN-COUNTY CONTRIB	459,313	478,851	505,644	505,644
248	TRANSFER IN-COUNTY CONTRIB	0	725,000	0	0
282	TRANSFER IN-COUNTY CONTRIB	0	1,500,000	0	0
369	TRANSFER IN-COUNTY CONTRIB	0	99,960	0	0
900	TRANSFER IN-COUNTY CONTRIB	65,694,340	68,642,429	82,170,876	82,170,876
902	TRANSFER IN-COUNTY CONTRIB	20,903,874	20,799,279	26,975,762	27,436,262
TOTAL General Fund Contribution		<u>\$ 87,384,460</u>	<u>\$ 95,366,773</u>	<u>\$ 110,122,843</u>	<u>\$ 110,848,084</u>
TOTAL Other Financing Sources		<u>\$ 125,596,294</u>	<u>\$ 181,273,396</u>	<u>\$ 198,933,106</u>	<u>\$ 201,011,564</u>

COUNTY OF SOLANO
STATE OF CALIFORNIA SCHEDULE 05A
ANALYSIS OF FINANCING SOURCES BY SOURCE BY FUND
FOR THE FISCAL YEAR 2006-2007

SUMMARIZATION BY SOURCE/FUND		2004-2005	2005-2006	2006-2007	2006-2007
		ACTUALS	ACTUALS	CAO	FINAL
				PROPOSED	ADOPTED
9900	Residual Equity Transfers				
332	RESIDUAL EQUITY TRANSFERS-IN	0	0	36,596	36,596
900	RESIDUAL EQUITY TRANSFERS-IN	0	0	0	22,104
TOTAL Residual Equity Transfers		\$ 0	\$ 0	\$ 36,596	\$ 58,700
GRAND TOTAL		<u>\$ 646,928,922</u>	<u>\$ 731,510,331</u>	<u>\$ 738,428,152</u>	<u>\$ 742,907,821</u>

COUNTY OF SOLANO
STATE OF CALIFORNIA SCHEDULE 05B
SCHEDULE OF ESTIMATED ADDITIONAL FINANCING SOURCES
BY BUDGET UNIT BY FUNCTION BY ACTIVITY
FOR THE FISCAL YEAR 2006-2007

BUDGET UNITS	2004-2005 ACTUALS	2005-2006 ACTUALS	2006-2007 CAO PROPOSED	2006-2007 FINAL ADOPTED
General Government				
Legislative & Admin				
1000 BOARD OF SUPERVISORS	80	868	500	500
1100 ADMINISTRATION	1,902,175	1,779,340	2,611,636	2,611,636
1101 GENERAL REVENUE	129,715,581	144,249,293	145,221,879	145,221,879
1103 EMPLOYEE DEVELOP & RECOGNITION	177,826	191,603	241,552	241,552
ACTIVITY TOTAL	\$ 131,795,663	\$ 146,221,104	\$ 148,075,567	\$ 148,075,567
Finance				
1150 ASSESSOR	2,012,494	2,148,433	1,754,500	1,754,500
1200 AUDITOR-CONTROLLER	3,027,875	3,162,934	3,490,064	3,490,064
1300 TAX COLLECTOR/COUNTY CLERK	658,925	695,196	607,560	607,560
1350 TREASURER	630,264	736,379	980,778	980,778
ACTIVITY TOTAL	\$ 6,329,558	\$ 6,742,942	\$ 6,832,902	\$ 6,832,902
Counsel				
1400 COUNTY COUNSEL	2,461,193	2,554,268	2,999,375	3,006,375
ACTIVITY TOTAL	\$ 2,461,193	\$ 2,554,268	\$ 2,999,375	\$ 3,006,375
Personnel				
1500 HUMAN RESOURCES	1,670,787	1,523,177	1,844,328	1,844,328
ACTIVITY TOTAL	\$ 1,670,787	\$ 1,523,177	\$ 1,844,328	\$ 1,844,328
Elections				
1550 REGISTRAR OF VOTERS	1,805,502	1,320,350	77,000	77,000
ACTIVITY TOTAL	\$ 1,805,502	\$ 1,320,350	\$ 77,000	\$ 77,000
Property Management				
1642 REAL ESTATE SERVICES	317,921	463,789	433,040	433,040
3001 GEN SVCS SPECIAL REVENUE FUND	4,447	4,898	4,350	3,882
ACTIVITY TOTAL	\$ 322,368	\$ 468,686	\$ 437,390	\$ 436,922
Plant Acquisition				
1700 CAPITAL PROJECTS	4,461,046	12,025,152	33,599,455	34,899,455
1810 GOVERNMENT CENTER COMPLEX PROJ	2,406,021	1,967,704	94,800	94,800
2490 HSS CAPITAL PROJECTS	0	17,892,236	22,502,448	22,502,448
1760 PUBLIC FACILITIES FEES	14,410,296	8,089,728	8,123,495	8,123,495
ACTIVITY TOTAL	\$ 21,277,363	\$ 39,974,820	\$ 64,320,198	\$ 65,620,198

COUNTY OF SOLANO
STATE OF CALIFORNIA SCHEDULE 05B
SCHEDULE OF ESTIMATED ADDITIONAL FINANCING SOURCES
BY BUDGET UNIT BY FUNCTION BY ACTIVITY
FOR THE FISCAL YEAR 2006-2007

BUDGET UNITS	2004-2005 ACTUALS	2005-2006 ACTUALS	2006-2007 CAO PROPOSED	2006-2007 FINAL ADOPTED
Promotion				
1750 PROMOTION	14,780	16,065	66,975	66,975
ACTIVITY TOTAL	\$ 14,780	\$ 16,065	\$ 66,975	\$ 66,975
Other General				
1117 GENERAL SERVICES	9,667,950	12,054,039	13,697,354	13,704,063
1903 GENERAL EXPENDITURES	15,188,112	48,740,159	6,042,748	6,042,748
1904 SURVEYOR/ENGINEER	69,838	87,943	77,400	77,400
1905 A87 - OFFSET	-1,823,032	-1,566,314	-3,092,398	-3,092,398
1950 SURVEY MONUMENT	25,189	31,929	40,000	40,000
ACTIVITY TOTAL	\$ 23,128,057	\$ 59,347,756	\$ 16,765,104	\$ 16,771,813
FUNCTION TOTAL	\$ 188,805,271	\$ 258,169,169	\$ 241,418,838	\$ 242,732,079
Public Protection				
Plant Acquisition				
8012 JUVENILE HALL PROJ	2,444,673	85,313	0	0
ACTIVITY TOTAL	\$ 2,444,673	\$ 85,313	\$ 0	\$ 0
Judicial				
2005 LAW LIBRARY	338,426	366,302	363,177	363,177
4100 DA SPECIAL REVENUE	148,606	538,461	456,458	456,458
2480 DEPT OF CHILD SUPPORT SERVICES	12,262,010	12,143,871	12,695,731	12,740,010
6500 DISTRICT ATTORNEY	14,464,826	15,897,065	18,312,132	18,605,916
6530 PUBLIC DEFENDER	7,545,270	8,134,380	9,210,446	9,210,446
6540 CONFLICT PUBLIC DEFENDER	1,403,067	617,862	350,834	350,834
6730 OTHER PUBLIC DEFENSE	41,341	39,113	0	0
6800 C M F CASES	239,371	252,020	267,253	463,236
ACTIVITY TOTAL	\$ 36,442,917	\$ 37,989,074	\$ 41,656,031	\$ 42,190,077
Police Protection				
4110 CIVIL PROCESSING FEES	113,066	143,479	119,286	119,286
4120 SHERIFF ASSET SEIZURE	71,216	3,422	2,261	2,261
2560 SHERIFF OES	397,980	1,779,624	325,555	783,641
3200 CRIMINAL JUSTICE CONSORTIUM	0	0	0	0
3250 CAL-MMET	365,206	280,972	0	0
4050 SHERIFF SPECIAL REVENUE FUND	735,474	719,658	672,776	672,776
3440 LLEBG	101	238,218	127,193	126,045
6550 SHERIFF	63,063,191	70,616,275	74,542,493	74,682,327
ACTIVITY TOTAL	\$ 64,746,234	\$ 73,781,647	\$ 75,789,564	\$ 76,386,336

COUNTY OF SOLANO
STATE OF CALIFORNIA SCHEDULE 05B
SCHEDULE OF ESTIMATED ADDITIONAL FINANCING SOURCES
BY BUDGET UNIT BY FUNCTION BY ACTIVITY
FOR THE FISCAL YEAR 2006-2007

BUDGET UNITS	2004-2005 ACTUALS	2005-2006 ACTUALS	2006-2007 CAO PROPOSED	2006-2007 FINAL ADOPTED
Detention & Correct				
8035 JH REC HALL - WARD WLFRE FUND	27,220	43,397	27,000	27,000
4130 CJ FAC TEMP CONST FUND	600,852	733,057	612,500	612,500
4140 CRTHSE TEMP CONST FUND	602,996	732,713	609,100	609,100
6650 PROBATION	30,763,052	29,401,901	34,279,768	34,301,872
ACTIVITY TOTAL	\$ 31,994,119	\$ 30,911,068	\$ 35,528,368	\$ 35,550,472
Protection & Inspect				
2830 AGRICULTURAL COMMISSIONER	1,674,655	1,435,919	1,976,088	1,976,088
2850 ANIMAL CARE SERVICES	604,872	817,455	1,287,716	1,287,716
ACTIVITY TOTAL	\$ 2,279,527	\$ 2,253,374	\$ 3,263,804	\$ 3,263,804
Other Protection				
2909 RECORDER	2,580,286	2,615,018	3,354,585	3,354,585
2910 ENVIRONMENTAL MANAGEMENT	5,759,846	7,070,053	6,246,181	6,474,952
2930 LAFCO	194,097	242,106	233,273	233,273
2950 FISH & WILDLIFE PROPAGATION	9,758	1,001,271	35,313	35,313
8220 HOMEACRES LOAN PROGRAM	34,390	54,878	25,572	25,572
1510 HOUSING AUTH OF SOLANO COUNTY	2,290,169	2,259,223	2,246,142	2,246,142
4000 RECORDER/MICROGRAPHIC	1,581,656	1,593,318	1,630,500	1,630,500
2380 SE VALLEJO REDEVELOPMENT SETT	167,631	134,012	90,000	90,000
ACTIVITY TOTAL	\$ 12,617,833	\$ 14,969,878	\$ 13,861,566	\$ 14,090,337
FUNCTION TOTAL	\$ 150,525,302	\$ 159,990,355	\$ 170,099,333	\$ 171,481,026
Public Ways & Fac				
Public Ways				
3010 TRANSPORTATION DEPARTMENT	12,034,392	15,677,087	17,060,237	17,060,237
3020 PUBLIC WORKS IMPROVEMENT	147,719	121,530	71,000	71,000
ACTIVITY TOTAL	\$ 12,182,111	\$ 15,798,617	\$ 17,131,237	\$ 17,131,237
FUNCTION TOTAL	\$ 12,182,111	\$ 15,798,617	\$ 17,131,237	\$ 17,131,237
Health & Sanitation				
Health				
2000 TOBACCO SETTLEMENT SECURITIZAT	1,886,211	2,412,888	1,878,657	1,878,657
1520 IN HOME SUPP SVCS-PUBLIC AUTH	2,278,497	2,768,564	2,707,845	2,477,329
1530 FIRST 5 SOLANO	6,489,400	6,068,517	5,627,825	5,627,825
2390 TOBACCO SETTLEMENT	2,491,165	2,485,594	2,270,609	2,270,609
7945 RURAL HEALTH SERVICES 03/04	43,015	0	0	0
7960 RURAL HEALTH SERVICES 04/05	115,145	106,505	0	0
7965 RURAL HEALTH SERVICES 05/06	0	207,073	297,594	297,594

COUNTY OF SOLANO
STATE OF CALIFORNIA SCHEDULE 05B
SCHEDULE OF ESTIMATED ADDITIONAL FINANCING SOURCES
BY BUDGET UNIT BY FUNCTION BY ACTIVITY
FOR THE FISCAL YEAR 2006-2007

BUDGET UNITS	2004-2005 ACTUALS	2005-2006 ACTUALS	2006-2007 CAO PROPOSED	2006-2007 FINAL ADOPTED
7550 PUBLIC GUARDIAN	1,359,930	1,298,134	1,544,502	1,544,502
7560 SUBSTANCE ABUSE DIVISION	5,409,329	5,104,588	5,911,025	5,911,025
7580 FAMILY HEALTH SERVICES	6,622,268	8,879,735	10,443,317	10,443,317
7598 MENTAL HEALTH MGD CARE SERVICE	4,307,657	3,924,919	4,479,161	4,479,161
7599 MEDICAL SERVICES	20,480,646	12,400,058	8,922,474	8,922,474
7690 IN-HOME SUPPORTIVE SERVICES PA	554,733	664,245	738,895	738,895
7700 MENTAL HEALTH DIVISION	35,788,259	34,848,045	45,440,444	46,040,444
7800 PUBLIC HEALTH DIVISION	20,711,219	20,749,285	24,370,470	24,925,950
ACTIVITY TOTAL	\$ 108,537,475	\$ 101,918,150	\$ 114,632,818	\$ 115,557,782
Hospital Care				
7950 TOBACCO PREVENTION & EDUCATION	224,655	183,460	181,625	181,625
ACTIVITY TOTAL	\$ 224,655	\$ 183,460	\$ 181,625	\$ 181,625
FUNCTION TOTAL	\$ 108,762,130	\$ 102,101,610	\$ 114,814,443	\$ 115,739,407
Public Assistance				
Administration				
5500 OFFICE OF FAMILY VIOLENCE PREV	375,069	206,074	81,821	81,821
7501 ADMINISTRATION DIVISION	1,746,157	2,270,310	2,128,019	2,348,019
7600 CHILD WELFARE SERVICES	16,878,714	19,429,268	19,213,765	19,646,285
7640 OLDER & DISABLED ADULTS	7,997,175	8,816,682	8,916,404	8,942,404
7650 EMPLOYMENT & ELIGIBILITY SVCS	50,302,544	53,156,573	52,352,023	52,652,023
7900 ASSISTANCE PROGRAMS	70,895,150	56,744,682	58,708,454	58,852,358
ACTIVITY TOTAL	\$ 148,194,808	\$ 140,623,589	\$ 141,400,486	\$ 142,522,910
General Relief				
5460 IND BURIAL VETS CEM CARE	5,511	5,181	5,573	5,573
ACTIVITY TOTAL	\$ 5,511	\$ 5,181	\$ 5,573	\$ 5,573
Veterans' Services				
5800 VETERANS SERVICE	110,645	112,990	114,000	114,000
ACTIVITY TOTAL	\$ 110,645	\$ 112,990	\$ 114,000	\$ 114,000
Other Assistance				
5908 COUNTY DISASTER	0	1,500,363	1,170,000	810,645
7200 WORKFORCE INVESTMENT BOARD	3,618,368	4,219,533	4,533,647	4,440,750
ACTIVITY TOTAL	\$ 3,618,368	\$ 5,719,895	\$ 5,703,647	\$ 5,251,395
FUNCTION TOTAL	\$ 151,929,332	\$ 146,461,656	\$ 147,223,706	\$ 147,893,878

COUNTY OF SOLANO
STATE OF CALIFORNIA SCHEDULE 05B
SCHEDULE OF ESTIMATED ADDITIONAL FINANCING SOURCES
BY BUDGET UNIT BY FUNCTION BY ACTIVITY
FOR THE FISCAL YEAR 2006-2007

BUDGET UNITS	2004-2005 ACTUALS	2005-2006 ACTUALS	2006-2007 CAO PROPOSED	2006-2007 FINAL ADOPTED
Education				
Library Services				
6300 LIBRARY	15,101,515	23,788,516	19,649,144	19,566,463
6150 LIBRARY ZONE 1	833,023	982,469	1,058,937	1,058,937
6180 LIBRARY ZONE 2	17,042	19,648	20,867	20,867
6166 LIBRARY ZONE 6	14,458	15,665	16,559	16,559
6167 LIBRARY ZONE 7	329,512	378,107	403,308	403,308
2280 LIBRARY-SPECIAL REVENUE	77,121	113,618	82,000	82,000
ACTIVITY TOTAL	\$ 16,372,671	\$ 25,298,023	\$ 21,230,815	\$ 21,148,134
Agricultural Education				
6200 COOPERATIVE EXT SVCE	3,200	3,200	3,200	3,200
ACTIVITY TOTAL	\$ 3,200	\$ 3,200	\$ 3,200	\$ 3,200
FUNCTION TOTAL	\$ 16,375,871	\$ 25,301,223	\$ 21,234,015	\$ 21,151,334
Rec & Cultural Services				
Recreation Facility				
7000 PARKS & RECREATION	1,005,675	1,206,801	1,220,560	1,485,301
ACTIVITY TOTAL	\$ 1,005,675	\$ 1,206,801	\$ 1,220,560	\$ 1,485,301
Veterans' Memorial				
7160 VALLEJO VETERANS BUILDING	17	14	0	0
ACTIVITY TOTAL	\$ 17	\$ 14	\$ 0	\$ 0
FUNCTION TOTAL	\$ 1,005,692	\$ 1,206,815	\$ 1,220,560	\$ 1,485,301
Debt Service				
Retire-Long Term Debt				
8009 94 COP	22,849	0	0	0
8033 2001 REFUNDING COP	4,450,468	3,196,258	900	900
8013 COURTS EXPANSION/ACMS DSF	227,946	226,425	245,734	245,734
8006 PENSION DEBT SERVICE FUND	8,388,980	8,569,473	13,513,458	13,520,997
8015 DSF-JAIL REROOF/HVAC RETROFIT	915,456	915,456	805,389	805,389
8032 2002 CERTIFICATES OF PARTICIPA	635,220	6,878,488	8,031,775	8,031,775
8034 HSS ADMIN/REFINANCE SPHF	2,702,295	2,694,789	2,688,765	2,688,765
ACTIVITY TOTAL	\$ 17,343,213	\$ 22,480,888	\$ 25,286,021	\$ 25,293,560
FUNCTION TOTAL	\$ 17,343,213	\$ 22,480,888	\$ 25,286,021	\$ 25,293,560
TOTAL ADDITIONAL FINANCING SOURCES	\$ 646,928,923	\$ 731,510,332	\$ 738,428,152	\$ 742,907,821

COUNTY OF SOLANO
STATE OF CALIFORNIA SCHEDULE 6
ANALYSIS OF CURRENT PROPERTY TAXES AND ASSESSED VALUATION
FOR THE FISCAL YEAR 2006-07

COUNTY FUNDS	CURRENT SECURED PROPERTY TAXES				CURRENT UNSECURED PROPERTY TAXES			
	APPORTIONMENT FROM COUNTYWIDE TAX RATE	VOTER	APPROVED	DEBT	APPORTIONMENT FROM COUNTYWIDE TAX RATE	VOTER	APPROVED	DEBT
		RATE	AMOUNT	TOTAL SECURED		RATE	AMOUNT	TOTAL UNSECURED
GENERAL	61,940,451			61,940,451	1,313,531			1,313,531
COUNTY FREE LIBRARY	4,937,688			4,937,688	120,130			120,130
A C O	1,641,294			1,641,294	36,144			36,144
AVIATION	241,968			241,968	5,325			5,325
PARKS AND RECREATION	411,915			411,915	9,071			9,071
TRANSPORTATION	609,884			609,884	22,430			22,430
DEBT SERVICE		0.000000	0	0		0.000000	0	0
TOTAL	69,783,200		0	69,783,200	1,506,631		0	1,506,631

COUNTYWIDE TAX BASE

	SECURED ROLL			UNSECURED ROLL	TOTAL SECURED & UNSECURED
	LOCALLY ASSESSED	STATE ASSESSED	TOTAL SECURED		
LAND IMPROVEMENTS	10,977,499,472	40,715,812	11,018,215,284	47,022,716	11,065,238,000
PERSONAL PROPERTY	28,546,420,254	497,537,668	29,043,957,922	393,764,732	29,437,722,654
TOTAL ASSESSED VALUES	793,826,715	111,056,096	904,882,811	1,198,036,434	2,102,919,245
	40,317,746,441	649,309,576	40,967,056,017	1,638,823,882	42,605,879,899
LESS: EXEMPTIONS					
HOMEOWNERS	452,833,553		452,833,553	477,703	453,311,256
OTHERS	1,100,743,057		1,100,743,057	58,456,151	1,159,199,208
SUB-TOTAL	38,764,169,831	649,309,576	39,413,479,407	1,579,890,028	40,993,369,435
LESS: ALLOWANCE FOR DELINQUENCIES (SECURED=0.25%, UNSECURED=2.0%)					
REDEVELOPMENT	96,910,425		96,910,425	31,597,801	128,508,226
	7,273,204,403	121,828,000	7,395,032,403	618,415,615	8,013,448,018
TOTAL (ADJ. VALUATION FOR ESTIMATED TAX REVENUE COMPUTATION)	31,394,055,003	527,481,576	31,921,536,579	929,876,612	32,851,413,191

COUNTY OF SOLANO
STATE OF CALIFORNIA SCHEDULE 07A
ANALYSIS OF FINANCING REQUIREMENTS BY FUNCTION
FOR THE FISCAL YEAR 2006-2007

SUMMARIZATION BY FUNCTION	2004-2005 ACTUALS	2005-2006 ACTUALS	2006-2007 CAO PROPOSED	2006-2007 FINAL ADOPTED
General Government	175,589,377	216,337,485	246,086,645	244,718,422
Public Protection	148,927,750	163,066,203	181,674,144	182,521,343
Public Ways & Fac	12,026,201	15,625,219	18,376,040	18,376,040
Health & Sanitation	113,306,008	106,942,699	117,593,489	118,907,247
Public Assistance	149,218,022	141,990,065	149,196,012	150,318,436
Education	17,277,131	20,752,813	27,720,050	27,995,669
Rec & Cultural Services	1,087,221	1,317,415	1,223,383	1,447,647
Debt Service	29,795,625	27,991,342	26,091,065	25,510,831
Contingencies	0	0	93,049,429	84,951,610
Reserves	0	0	4,718,630	23,035,150
TOTAL FINANCING REQUIREMENTS	\$ 647,227,335	\$ 694,023,241	\$ 865,728,887	\$ 877,782,395

COUNTY OF SOLANO
STATE OF CALIFORNIA SCHEDULE 07B
ANALYSIS OF FINANCING REQUIREMENTS BY FUND
FOR THE FISCAL YEAR 2006-2007

SUMMARIZATION BY FUND		2004-2005	2005-2006	2006-2007	2006-2007
		ACTUALS	ACTUALS	CAO	FINAL
				PROPOSED	ADOPTED
001	GENERAL	161,603,344	210,514,422	233,087,356	243,628,171
004	COUNTY LIBRARY	15,807,857	18,923,708	32,215,178	32,473,672
005	LAW LIBRARY	345,836	348,591	407,150	427,035
006	CAPITAL OUTLAY	5,225,688	7,271,965	34,612,250	35,326,078
012	FISH/WILDLIFE PROPAGATION FUND	14,087	12,114	1,024,074	1,030,208
016	PARKS AND RECREATION	1,063,428	1,222,601	1,203,454	1,427,718
020	TOBACCO SETTLEMENT SECURITIZAT	2,425,849	2,396,765	2,216,557	2,539,136
035	JH REC HALL - WARD WLFRE FUND	33,390	26,266	38,591	127,352
036	LIBRARY ZONE 1	782,156	1,041,200	1,208,928	1,150,197
037	LIBRARY ZONE 2	12,394	27,432	30,174	22,390
066	LIBRARY ZONE 6	13,240	18,060	20,510	18,116
067	LIBRARY ZONE 7	324,512	391,879	451,536	437,764
101	ROAD	12,013,537	15,603,792	20,033,623	20,619,002
120	HOMEACRES LOAN PROGRAM	38,300	10,131	622,613	723,351
150	HOUSING AUTHORITY	2,290,169	2,259,223	2,246,142	2,246,142
152	IN HOME SUPP SVCS-PUBLIC AUTH	2,269,003	2,538,365	2,699,010	2,699,010
153	FIRST 5 SOLANO	6,364,812	5,270,533	10,903,959	12,678,852
215	RECORDER MICROGRAPHICS	287,299	467,360	7,487,392	7,687,711
228	LIBRARY SPECIAL REVENUE	76,416	80,965	181,925	201,669
233	DISTRICT ATTORNEY SPECIAL REV	137,552	64,576	901,225	1,286,538
238	SE VALLEJO REDEVELOPMENT SETT	716,971	1,797,155	2,620,973	2,611,830
239	TOBACCO SETTLEMENT	5,357,450	2,547,091	3,961,231	4,579,550
241	CIVIL PROCESSING FEES	0	35,316	361,104	374,873
248	GOVERNMENT CENTER PROJECT	21,818,524	3,009,331	2,164,068	2,351,072
249	HSS CAPITAL PROJECTS	0	393,535	39,900,000	34,880,621
253	SHERIFF'S ASSET SEIZURE	2,162	32,328	68,254	68,162
256	SHERIFF OES	1,179,365	1,852,559	391,948	261,820
263	CJ TEMP CONSTRUCTION	449,202	448,943	1,131,144	1,218,729
264	CRTHSE TEMP CONST	456,905	505,551	1,109,944	1,137,291
278	PUBLIC WORKS IMPROVEMENT	12,664	21,427	504,983	601,086
281	SURVEY MONUMENT PRESERVATION	11,276	18,858	117,210	125,435
282	COUNTY DISASTER	0	915,839	1,170,000	1,170,000
296	PUBLIC FACILITIES FEES	2,506,397	12,174,451	28,592,067	27,450,527
301	GEN SVCS SPECIAL REVENUE	2,795	1,336	5,007	15,809
302	H&SS BLDG (94 COPS) DSF	6,611,522	0	0	0
303	BUILDING CORP	4,526,190	5,287,870	48,044	46,302
304	COURT EXPANSION	339,550	337,272	335,734	336,785
306	PENSION DEBT SERVICE FUND	8,557,337	10,687,564	14,143,034	13,564,535
307	JUVENILE HALL PROJECT	2,792,011	61,489	220,863	237,299
308	JAIL REROOF & HVAC	915,455	915,455	805,389	805,396
325	CAL - MMET	422,581	288,956	0	0
326	SHERIFF - SPECIAL REVENUE	520,322	1,528,420	1,462,790	1,095,813
332	GOVERNMENT CENTER	5,996,480	8,082,175	8,067,263	8,067,263
334	H&SS SPH ADMIN/REFINANCE	2,849,091	2,681,006	2,691,601	2,779,874
340	LOCAL LAW ENFORCE BLOCK GRANT	4,545	124,005	240,304	240,304
349	SUBST ABUSE/CRIME PREV PROP36	0	0	0	22,104
359	RURAL HEALTH SERVICES	157,828	313,582	303,624	302,370

COUNTY OF SOLANO
STATE OF CALIFORNIA SCHEDULE 07B
ANALYSIS OF FINANCING REQUIREMENTS BY FUND
FOR THE FISCAL YEAR 2006-2007

SUMMARIZATION BY FUND		2004-2005	2005-2006	2006-2007	2006-2007
		ACTUALS	ACTUALS	CAO	FINAL
				PROPOSED	ADOPTED
369	CHILD SUPPORT SERVICES	12,216,747	12,132,754	12,888,024	13,025,010
390	TOBACCO PREVENTION & EDUCATION	149,771	165,196	218,630	236,894
900	PUBLIC SAFETY	112,744,414	125,155,099	141,510,101	142,043,719
901	SO CO CONSOLIDATED COURT	153,545	299,455	267,253	267,253
902	HEALTH & SOCIAL SERVICES	241,009,001	229,462,270	244,303,005	246,580,909
903	WORKFORCE INVESTMENT BOARD	3,618,365	4,257,008	4,533,647	4,533,647
TOTAL FINANCING REQUIREMENTS		\$ 647,227,335	\$ 694,023,241	\$ 865,728,887	\$ 877,782,395

**COUNTY OF SOLANO
STATE OF CALIFORNIA SCHEDULE 8
SUMMARY OF COUNTY FINANCING REQUIREMENTS
FOR THE FISCAL YEAR 2006-2007**

	2004-2005 ACTUALS	2005-2006 ACTUALS	2006-2007 CAO PROPOSED	2006-2007 FINAL ADOPTED
SPECIFIC FINANCING USES FROM SCHED 8A	\$ 647,227,335	\$ 694,023,241	\$ 767,960,828	\$ 769,795,636
<u>APPROPRIATIONS FOR CONTINGENCIES</u>				
001 GENERAL			30,267,194	33,466,049
004 COUNTY LIBRARY			3,847,580	3,747,773
005 LAW LIBRARY			5,241	25,126
006 CAPITAL OUTLAY			1,464,166	739,994
012 FISH/WILDLIFE PROPAGATION FUND			1,003,799	1,009,933
020 TOBACCO SETTLEMENT SECURITIZAT			0	322,579
035 JH REC HALL - WARD WLFRE FUND			0	88,761
101 ROAD			1,977,583	2,562,962
120 HOMEACRES LOAN PROGRAM			598,675	699,413
153 FIRST 5 SOLANO			4,543,125	6,158,486
215 RECORDER MICROGRAPHICS			6,308,397	6,508,716
228 LIBRARY SPECIAL REVENUE			99,925	119,669
233 DISTRICT ATTORNEY SPECIAL REV			247,810	633,123
238 SE VALLEJO REDEVELOPMENT SETT			1,230,973	1,221,830
239 TOBACCO SETTLEMENT			0	618,319
241 CIVIL PROCESSING FEES			161,104	174,873
248 GOVERNMENT CENTER PROJECT			1,804,671	1,991,675
253 SHERIFF'S ASSET SEIZURE			68,164	68,072
256 SHERIFF OES			66,393	66,393
263 CJ TEMP CONSTRUCTION			622,286	709,871
264 CRTHSE TEMP CONST			379,065	406,412
278 PUBLIC WORKS IMPROVEMENT			184,983	281,086
281 SURVEY MONUMENT PRESERVATION			77,210	85,435
296 PUBLIC FACILITIES FEES			23,448,428	22,306,888
307 JUVENILE HALL PROJECT			167,953	184,389
326 SHERIFF - SPECIAL REVENUE			817,494	450,517
369 CHILD SUPPORT SERVICES			192,293	285,001
390 TOBACCO PREVENTION & EDUCATION			0	18,264
TOTAL ESTIMATED FINANCING REQ	\$ 647,227,335	\$ 694,023,241	\$ 847,545,340	\$ 854,747,245
<u>PROVISIONS FOR RESERVES</u>				
001 GENERAL			15,444,552	20,206,831
004 COUNTY LIBRARY			2,738,995	2,738,995
304 COURT EXPANSION			0	1,051
334 H&SS SPH ADMIN/REFINANCE			0	88,273
TOTAL FINANCING REQUIREMENTS	\$ 647,227,335	\$ 694,023,241	\$ 865,728,887	\$ 877,782,395

COUNTY OF SOLANO
STATE OF CALIFORNIA SCHEDULE 08A
SCHEDULE OF COUNTY SPECIFIC FINANCING USES
BY BUDGET UNIT BY FUNCTION BY ACTIVITY
FOR THE FISCAL YEAR 2006-2007

BUDGET UNITS	2004-2005 ACTUALS	2005-2006 ACTUALS	2006-2007 CAO PROPOSED	2006-2007 FINAL ADOPTED
General Government				
Legislative & Admin				
1000 BOARD OF SUPERVISORS	1,197,530	1,510,992	1,782,920	1,782,920
1100 ADMINISTRATION	2,780,794	2,862,080	3,202,613	3,202,613
1101 GENERAL REVENUE	5,392,814	3,996,728	225,000	225,000
1103 EMPLOYEE DEVELOP & RECOGNITION	191,238	269,361	444,162	504,162
ACTIVITY TOTAL	\$ 9,562,377	\$ 8,639,161	\$ 5,654,695	\$ 5,714,695
Finance				
1150 ASSESSOR	4,456,338	5,270,230	5,324,107	5,399,107
1200 AUDITOR-CONTROLLER	3,174,486	3,657,450	4,022,997	4,022,997
1300 TAX COLLECTOR/COUNTY CLERK	1,409,255	1,498,718	1,780,427	1,780,427
1350 TREASURER	630,264	734,514	980,778	980,778
ACTIVITY TOTAL	\$ 9,670,343	\$ 11,160,912	\$ 12,108,309	\$ 12,183,309
Counsel				
1400 COUNTY COUNSEL	2,480,298	2,836,926	3,127,544	3,162,949
ACTIVITY TOTAL	\$ 2,480,298	\$ 2,836,926	\$ 3,127,544	\$ 3,162,949
Personnel				
1500 HUMAN RESOURCES	1,435,636	1,871,306	2,267,945	2,267,945
ACTIVITY TOTAL	\$ 1,435,636	\$ 1,871,306	\$ 2,267,945	\$ 2,267,945
Elections				
1550 REGISTRAR OF VOTERS	3,821,649	4,512,289	2,785,713	2,785,713
ACTIVITY TOTAL	\$ 3,821,649	\$ 4,512,289	\$ 2,785,713	\$ 2,785,713
Property Management				
1642 REAL ESTATE SERVICES	211,077	251,639	295,008	295,008
3001 GEN SVCS SPECIAL REVENUE FUND	2,795	1,336	5,007	15,809
ACTIVITY TOTAL	\$ 213,872	\$ 252,975	\$ 300,015	\$ 310,817
Plant Acquisition				
1700 CAPITAL PROJECTS	5,225,688	7,271,965	33,148,084	34,586,084
1810 GOVERNMENT CENTER COMPLEX PROJ	21,818,524	3,009,331	359,397	359,397
2490 HSS CAPITAL PROJECTS	0	393,535	39,900,000	34,880,621
1760 PUBLIC FACILITIES FEES	2,506,397	12,174,451	5,143,639	5,143,639
ACTIVITY TOTAL	\$ 29,550,609	\$ 22,849,283	\$ 78,551,120	\$ 74,969,741

COUNTY OF SOLANO
STATE OF CALIFORNIA SCHEDULE 08A
SCHEDULE OF COUNTY SPECIFIC FINANCING USES
BY BUDGET UNIT BY FUNCTION BY ACTIVITY
FOR THE FISCAL YEAR 2006-2007

BUDGET UNITS	2004-2005 ACTUALS	2005-2006 ACTUALS	2006-2007 CAO PROPOSED	2006-2007 FINAL ADOPTED
Promotion				
1750 PROMOTION	232,952	145,146	377,374	377,374
ACTIVITY TOTAL	\$ 232,952	\$ 145,146	\$ 377,374	\$ 377,374
Other General				
1117 GENERAL SERVICES	12,324,092	14,622,302	16,606,856	16,613,565
1903 GENERAL EXPENDITURES	105,039,430	149,077,933	124,894,293	126,919,534
1904 SURVEYOR/ENGINEER	93,080	108,456	97,944	97,944
1905 A87 - OFFSET	-1,823,032	-1,566,314	-3,092,398	-3,092,398
1906 GENERAL FUND-OTHER	2,976,795	1,808,252	2,367,234	2,367,234
1950 SURVEY MONUMENT	11,276	18,858	40,000	40,000
ACTIVITY TOTAL	\$ 118,621,640	\$ 164,069,486	\$ 140,913,929	\$ 142,945,879
FUNCTION TOTAL	\$ 175,589,377	\$ 216,337,485	\$ 246,086,645	\$ 244,718,423
Public Protection				
Plant Acquisition				
8012 JUVENILE HALL PROJ	2,792,011	61,489	52,910	52,910
ACTIVITY TOTAL	\$ 2,792,011	\$ 61,489	\$ 52,910	\$ 52,910
Judicial				
2400 GRAND JURY	183,219	152,920	176,536	176,941
2005 LAW LIBRARY	345,836	348,591	401,909	401,909
4100 DA SPECIAL REVENUE	137,552	64,576	653,415	653,415
3490 SUB ABUSE & CRIME PREV-PROP 36	0	0	0	22,104
2480 DEPT OF CHILD SUPPORT SERVICES	12,216,747	12,132,754	12,695,731	12,740,010
6500 DISTRICT ATTORNEY	14,353,334	15,900,683	18,312,132	18,605,916
6530 PUBLIC DEFENDER	7,310,562	8,410,621	9,210,446	9,210,446
6540 CONFLICT PUBLIC DEFENDER	2,306,239	2,745,482	3,037,361	3,037,361
6730 OTHER PUBLIC DEFENSE	2,153,568	1,887,937	2,127,902	2,127,902
6800 C M F CASES	153,545	299,455	267,253	267,253
ACTIVITY TOTAL	\$ 39,160,603	\$ 41,943,018	\$ 46,882,686	\$ 47,243,258
Police Protection				
4110 CIVIL PROCESSING FEES	0	35,316	200,000	200,000
4120 SHERIFF ASSET SEIZURE	2,162	32,328	90	90
2560 SHERIFF OES	1,179,365	1,852,559	325,555	195,427
3250 CAL-MMET	422,581	288,956	0	0
4050 SHERIFF SPECIAL REVENUE FUND	520,322	1,528,420	645,296	645,296
3440 LLEBG	4,545	124,005	240,304	240,304
6550 SHERIFF	60,996,771	68,666,683	74,542,493	74,782,327
ACTIVITY TOTAL	\$ 63,125,747	\$ 72,528,265	\$ 75,953,737	\$ 76,063,443

COUNTY OF SOLANO
STATE OF CALIFORNIA SCHEDULE 08A
SCHEDULE OF COUNTY SPECIFIC FINANCING USES
BY BUDGET UNIT BY FUNCTION BY ACTIVITY
FOR THE FISCAL YEAR 2006-2007

BUDGET UNITS	2004-2005 ACTUALS	2005-2006 ACTUALS	2006-2007 CAO PROPOSED	2006-2007 FINAL ADOPTED
Detention & Correct				
8035 JH REC HALL - WARD WLFRE FUND	33,390	26,266	38,591	38,591
4130 CJ FAC TEMP CONST FUND	449,202	448,943	508,858	508,858
4140 CRTHSE TEMP CONST FUND	456,905	505,551	730,879	730,879
6650 PROBATION	25,623,940	27,543,694	34,279,768	34,279,768
ACTIVITY TOTAL	\$ 26,563,438	\$ 28,524,454	\$ 35,558,095	\$ 35,558,095
Protection & Inspect				
2830 AGRICULTURAL COMMISSIONER	2,443,857	2,428,786	3,133,312	3,133,312
2850 ANIMAL CARE SERVICES	1,862,813	2,092,113	1,989,579	2,090,979
ACTIVITY TOTAL	\$ 4,306,670	\$ 4,520,899	\$ 5,122,891	\$ 5,224,291
Other Protection				
2909 RECORDER	2,209,716	2,377,751	3,330,989	3,330,989
2910 ENVIRONMENTAL MANAGEMENT	7,088,524	8,123,039	9,507,398	9,782,919
2930 LAFCO	334,217	441,304	406,088	406,088
2950 FISH & WILDLIFE PROPAGATION	14,087	12,114	20,275	20,275
8220 HOMEACRES LOAN PROGRAM	38,300	10,131	23,938	23,938
1510 HOUSING AUTH OF SOLANO COUNTY	2,290,169	2,259,223	2,246,142	2,246,142
4000 RECORDER/MICROGRAPHIC	287,299	467,360	1,178,995	1,178,995
2380 SE VALLEJO REDEVELOPMENT SETT	716,971	1,797,155	1,390,000	1,390,000
ACTIVITY TOTAL	\$ 12,979,282	\$ 15,488,078	\$ 18,103,825	\$ 18,379,346
FUNCTION TOTAL	\$ 148,927,750	\$ 163,066,203	\$ 181,674,144	\$ 182,521,343
Public Ways & Fac				
Public Ways				
3010 TRANSPORTATION DEPARTMENT	12,013,537	15,603,792	18,056,040	18,056,040
3020 PUBLIC WORKS IMPROVEMENT	12,664	21,427	320,000	320,000
ACTIVITY TOTAL	\$ 12,026,201	\$ 15,625,219	\$ 18,376,040	\$ 18,376,040
FUNCTION TOTAL	\$ 12,026,201	\$ 15,625,219	\$ 18,376,040	\$ 18,376,040
Health & Sanitation				
Health				
2000 TOBACCO SETTLEMENT SECURITIZAT	2,425,849	2,396,765	2,216,557	2,216,557
1520 IN HOME SUPP SVCS-PUBLIC AUTH	2,269,003	2,538,365	2,699,010	2,699,010
1530 FIRST 5 SOLANO	6,364,812	5,270,533	6,360,834	6,520,366
2390 TOBACCO SETTLEMENT	5,357,450	2,547,091	3,961,231	3,961,231
7945 RURAL HEALTH SERVICES 03/04	42,683	0	0	0
7960 RURAL HEALTH SERVICES 04/05	115,145	106,505	0	0

COUNTY OF SOLANO
STATE OF CALIFORNIA SCHEDULE 08A
SCHEDULE OF COUNTY SPECIFIC FINANCING USES
BY BUDGET UNIT BY FUNCTION BY ACTIVITY
FOR THE FISCAL YEAR 2006-2007

BUDGET UNITS	2004-2005 ACTUALS	2005-2006 ACTUALS	2006-2007 CAO PROPOSED	2006-2007 FINAL ADOPTED
7965 RURAL HEALTH SERVICES 05/06	0	207,078	303,624	302,370
7550 PUBLIC GUARDIAN	1,424,546	1,360,332	1,544,502	1,544,502
7560 SUBSTANCE ABUSE DIVISION	5,308,623	5,297,460	5,912,119	5,912,119
7580 FAMILY HEALTH SERVICES	6,454,959	8,715,843	10,447,564	10,447,564
7598 MENTAL HEALTH MGD CARE SERVICE	4,443,930	4,526,646	4,479,161	4,479,161
7599 MEDICAL SERVICES	21,009,247	12,453,678	8,922,474	8,922,474
7690 IN-HOME SUPPORTIVE SERVICES PA	555,803	664,494	739,913	739,913
7700 MENTAL HEALTH DIVISION	36,674,368	39,305,736	45,411,247	46,011,247
7800 PUBLIC HEALTH DIVISION	20,709,817	21,386,976	24,376,623	24,932,103
ACTIVITY TOTAL	\$ 113,156,238	\$ 106,777,503	\$ 117,374,859	\$ 118,688,617
Hospital Care				
7950 TOBACCO PREVENTION & EDUCATION	149,771	165,196	218,630	218,630
ACTIVITY TOTAL	\$ 149,771	\$ 165,196	\$ 218,630	\$ 218,630
FUNCTION TOTAL	\$ 113,306,008	\$ 106,942,699	\$ 117,593,489	\$ 118,907,247
Public Assistance				
Administration				
5500 OFFICE OF FAMILY VIOLENCE PREV	677,735	512,622	420,866	420,866
7501 ADMINISTRATION DIVISION	1,751,896	2,585,608	3,244,293	2,660,241
7600 CHILD WELFARE SERVICES	17,409,621	18,509,584	19,216,025	19,822,785
7640 OLDER & DISABLED ADULTS	7,466,268	8,345,667	8,918,985	8,999,485
7650 EMPLOYMENT & ELIGIBILITY SVCS	47,541,281	49,787,471	52,381,644	53,098,460
7900 ASSISTANCE PROGRAMS	70,258,639	56,522,774	58,708,454	59,010,854
ACTIVITY TOTAL	\$ 145,105,440	\$ 136,263,725	\$ 142,890,268	\$ 144,012,692
General Relief				
5460 IND BURIAL VETS CEM CARE	5,292	11,306	8,250	8,250
ACTIVITY TOTAL	\$ 5,292	\$ 11,306	\$ 8,250	\$ 8,250
Veterans' Services				
5800 VETERANS SERVICE	488,925	542,187	593,847	593,847
ACTIVITY TOTAL	\$ 488,925	\$ 542,187	\$ 593,847	\$ 593,847
Other Assistance				
5908 COUNTY DISASTER	0	915,839	1,170,000	1,170,000
7200 WORKFORCE INVESTMENT BOARD	3,618,365	4,257,008	4,533,647	4,533,647
ACTIVITY TOTAL	\$ 3,618,365	\$ 5,172,847	\$ 5,703,647	\$ 5,703,647
FUNCTION TOTAL	\$ 149,218,022	\$ 141,990,065	\$ 149,196,012	\$ 150,318,436

COUNTY OF SOLANO
STATE OF CALIFORNIA SCHEDULE 08A
SCHEDULE OF COUNTY SPECIFIC FINANCING USES
BY BUDGET UNIT BY FUNCTION BY ACTIVITY
FOR THE FISCAL YEAR 2006-2007

BUDGET UNITS	2004-2005 ACTUALS	2005-2006 ACTUALS	2006-2007 CAO PROPOSED	2006-2007 FINAL ADOPTED
Education				
Library Services				
6300 LIBRARY	15,807,857	18,923,708	25,628,603	25,986,903
6150 LIBRARY ZONE 1	782,156	1,041,200	1,208,928	1,150,197
6180 LIBRARY ZONE 2	12,394	27,432	30,174	22,390
6166 LIBRARY ZONE 6	13,240	18,060	20,510	18,116
6167 LIBRARY ZONE 7	324,512	391,879	451,536	437,764
2280 LIBRARY-SPECIAL REVENUE	76,416	80,965	82,000	82,000
ACTIVITY TOTAL	\$ 17,016,575	\$ 20,483,243	\$ 27,421,751	\$ 27,697,370
Agricultural Education				
6200 COOPERATIVE EXT SVCE	260,555	269,570	298,298	298,298
ACTIVITY TOTAL	\$ 260,555	\$ 269,570	\$ 298,298	\$ 298,298
FUNCTION TOTAL	\$ 17,277,131	\$ 20,752,813	\$ 27,720,050	\$ 27,995,669
Rec & Cultural Services				
Recreation Facility				
7000 PARKS & RECREATION	1,063,428	1,222,601	1,203,454	1,427,718
ACTIVITY TOTAL	\$ 1,063,428	\$ 1,222,601	\$ 1,203,454	\$ 1,427,718
Veterans' Memorial				
7160 VALLEJO VETERANS BUILDING	23,794	94,814	19,929	19,929
ACTIVITY TOTAL	\$ 23,794	\$ 94,814	\$ 19,929	\$ 19,929
FUNCTION TOTAL	\$ 1,087,221	\$ 1,317,415	\$ 1,223,383	\$ 1,447,647
Debt Service				
Retire-Long Term Debt				
8009 94 COP	6,611,522	0	0	0
8033 2001 REFUNDING COP	4,526,190	5,287,870	48,044	46,302
8013 COURTS EXPANSION/ACMS DSF	339,550	337,272	335,734	335,734
8006 PENSION DEBT SERVICE FUND	8,557,337	10,687,564	14,143,034	13,564,535
8015 DSF-JAIL REROOF/HVAC RETROFIT	915,455	915,455	805,389	805,396
8032 2002 CERTIFICATES OF PARTICIPA	5,996,480	8,082,175	8,067,263	8,067,263
8034 HSS ADMIN/REFINANCE SPHF	2,849,091	2,681,006	2,691,601	2,691,601
ACTIVITY TOTAL	\$ 29,795,625	\$ 27,991,342	\$ 26,091,065	\$ 25,510,831
FUNCTION TOTAL	\$ 29,795,625	\$ 27,991,342	\$ 26,091,065	\$ 25,510,831
TOTAL SPECIFIC FINANCING USES	\$ 647,227,335	\$ 694,023,241	\$ 767,960,828	\$ 769,795,636

COUNTY OF SOLANO
STATE OF CALIFORNIA SCHEDULE 08B
ANALYSIS OF SPECIFIC FINANCING USES
FOR THE FISCAL YEAR 2006-2007

SUMMARIZATION BY FUND	2004-2005 ACTUALS	2005-2006 ACTUALS	2006-2007 CAO PROPOSED	2006-2007 FINAL ADOPTED
001 GENERAL	161,603,344	210,514,422	187,375,610	189,955,291
004 COUNTY LIBRARY	15,807,857	18,923,708	25,628,603	25,986,903
005 LAW LIBRARY	345,836	348,591	401,909	401,909
006 CAPITAL OUTLAY	5,225,688	7,271,965	33,148,084	34,586,084
012 FISH/WILDLIFE PROPAGATION FUND	14,087	12,114	20,275	20,275
016 PARKS AND RECREATION	1,063,428	1,222,601	1,203,454	1,427,718
020 TOBACCO SETTLEMENT SECURITIZAT	2,425,849	2,396,765	2,216,557	2,216,557
035 JH REC HALL - WARD WLFRE FUND	33,390	26,266	38,591	38,591
036 LIBRARY ZONE 1	782,156	1,041,200	1,208,928	1,150,197
037 LIBRARY ZONE 2	12,394	27,432	30,174	22,390
066 LIBRARY ZONE 6	13,240	18,060	20,510	18,116
067 LIBRARY ZONE 7	324,512	391,879	451,536	437,764
101 ROAD	12,013,537	15,603,792	18,056,040	18,056,040
120 HOMEACRES LOAN PROGRAM	38,300	10,131	23,938	23,938
150 HOUSING AUTHORITY	2,290,169	2,259,223	2,246,142	2,246,142
152 IN HOME SUPP SVCS-PUBLIC AUTH	2,269,003	2,538,365	2,699,010	2,699,010
153 FIRST 5 SOLANO	6,364,812	5,270,533	6,360,834	6,520,366
215 RECORDER MICROGRAPHICS	287,299	467,360	1,178,995	1,178,995
228 LIBRARY SPECIAL REVENUE	76,416	80,965	82,000	82,000
233 DISTRICT ATTORNEY SPECIAL REV	137,552	64,576	653,415	653,415
238 SE VALLEJO REDEVELOPMENT SETT	716,971	1,797,155	1,390,000	1,390,000
239 TOBACCO SETTLEMENT	5,357,450	2,547,091	3,961,231	3,961,231
241 CIVIL PROCESSING FEES	0	35,316	200,000	200,000
248 GOVERNMENT CENTER PROJECT	21,818,524	3,009,331	359,397	359,397
249 HSS CAPITAL PROJECTS	0	393,535	39,900,000	34,880,621
253 SHERIFF'S ASSET SEIZURE	2,162	32,328	90	90
256 SHERIFF OES	1,179,365	1,852,559	325,555	195,427
263 CJ TEMP CONSTRUCTION	449,202	448,943	508,858	508,858
264 CRTHSE TEMP CONST	456,905	505,551	730,879	730,879
278 PUBLIC WORKS IMPROVEMENT	12,664	21,427	320,000	320,000
281 SURVEY MONUMENT PRESERVATION	11,276	18,858	40,000	40,000
282 COUNTY DISASTER	0	915,839	1,170,000	1,170,000
296 PUBLIC FACILITIES FEES	2,506,397	12,174,451	5,143,639	5,143,639
301 GEN SVCS SPECIAL REVENUE	2,795	1,336	5,007	15,809
302 H&SS BLDG (94 COPS) DSF	6,611,522	0	0	0
303 BUILDING CORP	4,526,190	5,287,870	48,044	46,302
304 COURT EXPANSION	339,550	337,272	335,734	335,734
306 PENSION DEBT SERVICE FUND	8,557,337	10,687,564	14,143,034	13,564,535
307 JUVENILE HALL PROJECT	2,792,011	61,489	52,910	52,910
308 JAIL REROOF & HVAC	915,455	915,455	805,389	805,396
325 CAL - MMET	422,581	288,956	0	0
326 SHERIFF - SPECIAL REVENUE	520,322	1,528,420	645,296	645,296
332 GOVERNMENT CENTER	5,996,480	8,082,175	8,067,263	8,067,263
334 H&SS SPH ADMIN/REFINANCE	2,849,091	2,681,006	2,691,601	2,691,601
340 LOCAL LAW ENFORCE BLOCK GRANT	4,545	124,005	240,304	240,304
349 SUBST ABUSE/CRIME PREV PROP36	0	0	0	22,104
359 RURAL HEALTH SERVICES	157,828	313,582	303,624	302,370

**COUNTY OF SOLANO
STATE OF CALIFORNIA SCHEDULE 08B
ANALYSIS OF SPECIFIC FINANCING USES
FOR THE FISCAL YEAR 2006-2007**

SUMMARIZATION BY FUND	2004-2005 ACTUALS	2005-2006 ACTUALS	2006-2007 CAO PROPOSED	2006-2007 FINAL ADOPTED
369 CHILD SUPPORT SERVICES	12,216,747	12,132,754	12,695,731	12,740,010
390 TOBACCO PREVENTION & EDUCATION	149,771	165,196	218,630	218,630
900 PUBLIC SAFETY	112,744,414	125,155,099	141,510,101	142,043,719
901 SO CO CONSOLIDATED COURT	153,545	299,455	267,253	267,253
902 HEALTH & SOCIAL SERVICES	241,009,001	229,462,270	244,303,005	246,580,909
903 WORKFORCE INVESTMENT BOARD	3,618,365	4,257,008	4,533,647	4,533,647
TOTAL SPECIFIC FINANCING USES	\$ 647,227,335	\$ 694,023,241	\$ 767,960,828	\$ 769,795,636

**COUNTY OF SOLANO
OPERATING TRANSFERS OUT/IN
FOR THE FISCAL YEAR 2006-2007
FINAL BUDGET**

FUND AND DEPARTMENT	OPERATING TRANSFERS OUT	OPERATING TRANSFERS IN
001 - GENERAL		
1000 - BOARD OF SUPERVISORS	40,934	0
1100 - ADMINISTRATION	118,185	0
1117 - GENERAL SERVICES	860,669	513,664
1150 - ASSESSOR	73,861	0
1200 - AUDITOR-CONTROLLER	146,798	0
1300 - TAX COLLECTOR/COUNTY CLERK	51,022	0
1350 - TREASURER	19,656	0
1400 - COUNTY COUNSEL	142,788	0
1500 - HUMAN RESOURCES	76,062	0
1550 - REGISTRAR OF VOTERS	58,137	0
1642 - REAL ESTATE SERVICES	8,611	0
1903 - GENERAL EXPENDITURES	112,148,084	0
1906 - GENERAL FUND-OTHER	2,367,234	0
2830 - AGRICULTURAL COMMISSIONER	82,668	0
2850 - ANIMAL CARE SERVICES	123,082	0
2909 - RECORDER	265,806	1,178,995
2910 - ENVIRONMENTAL MANAGEMENT	574,688	228,515
2930 - LAFCO	10,479	0
5500 - OFFICE OF FAMILY VIOLENCE PREV	29,920	0
5800 - VETERANS SERVICE	22,631	0
6200 - COOPERATIVE EXT SVCE	11,815	0
FUND TOTAL	\$ 117,233,130	\$ 1,921,174
004 - COUNTY LIBRARY		
6300 - LIBRARY	1,069,359	3,505,151
FUND TOTAL	\$ 1,069,359	\$ 3,505,151
006 - CAPITAL OUTLAY		
1700 - CAPITAL PROJECTS	929,033	3,712,875
FUND TOTAL	\$ 929,033	\$ 3,712,875
011 - COMMUNICATIONS		
1600 - COMMUNICATIONS	50,649	0
FUND TOTAL	\$ 50,649	\$ 0
016 - PARKS AND RECREATION		
7000 - PARKS & RECREATION	60,069	490,523
FUND TOTAL	\$ 60,069	\$ 490,523
020 - TOBACCO SETTLEMENT SECURITIZAT		
2000 - TOBACCO SETTLEMENT SECURITIZAT	2,216,557	0
FUND TOTAL	\$ 2,216,557	\$ 0
031 - FOUTS SPRINGS YOUTH FACILITY		
2801 - FOUTS SPRINGS RANCH	118,160	0
FUND TOTAL	\$ 118,160	\$ 0
034 - FLEET MANAGEMENT		

**COUNTY OF SOLANO
OPERATING TRANSFERS OUT/IN
FOR THE FISCAL YEAR 2006-2007
FINAL BUDGET**

FUND AND DEPARTMENT	OPERATING TRANSFERS OUT	OPERATING TRANSFERS IN
3100 - FLEET MANAGEMENT	45,290	125,000
FUND TOTAL	\$ 45,290	\$ 125,000
036 - LIBRARY ZONE 1		
6150 - LIBRARY ZONE 1	1,139,787	0
FUND TOTAL	\$ 1,139,787	\$ 0
037 - LIBRARY ZONE 2		
6180 - LIBRARY ZONE 2	21,952	0
FUND TOTAL	\$ 21,952	\$ 0
047 - AIRPORT ENTERPRISE		
9000 - AIRPORT	84,816	0
FUND TOTAL	\$ 84,816	\$ 0
060 - RISK MANAGEMENT		
1830 - RISK MANAGEMENT	37,760	0
FUND TOTAL	\$ 37,760	\$ 0
066 - LIBRARY ZONE 6		
6166 - LIBRARY ZONE 6	17,708	0
FUND TOTAL	\$ 17,708	\$ 0
067 - LIBRARY ZONE 7		
6167 - LIBRARY ZONE 7	430,925	0
FUND TOTAL	\$ 430,925	\$ 0
101 - ROAD		
3010 - TRANSPORTATION DEPARTMENT	729,687	1,613,685
FUND TOTAL	\$ 729,687	\$ 1,613,685
152 - IN HOME SUPP SVCS-PUBLIC AUTH		
1520 - IN HOME SUPP SVCS-PUBLIC AUTH	738,895	505,644
FUND TOTAL	\$ 738,895	\$ 505,644
153 - FIRST 5 SOLANO		
1530 - FIRST 5 SOLANO	34,013	0
FUND TOTAL	\$ 34,013	\$ 0
215 - RECORDER MICROGRAPHICS		
4000 - RECORDER/MICROGRAPHIC	1,178,995	0
FUND TOTAL	\$ 1,178,995	\$ 0
233 - DISTRICT ATTORNEY SPECIAL REV		
4100 - DA SPECIAL REVENUE	295,400	0
FUND TOTAL	\$ 295,400	\$ 0
238 - SE VALLEJO REDEVELOPMENT SETT		
2380 - SE VALLEJO REDEVELOPMENT SETT	1,380,000	0

**COUNTY OF SOLANO
OPERATING TRANSFERS OUT/IN
FOR THE FISCAL YEAR 2006-2007
FINAL BUDGET**

FUND AND DEPARTMENT	OPERATING TRANSFERS OUT	OPERATING TRANSFERS IN
FUND TOTAL	\$ 1,380,000	\$ 0
239 - TOBACCO SETTLEMENT		
2390 - TOBACCO SETTLEMENT	3,895,000	2,216,557
FUND TOTAL	\$ 3,895,000	\$ 2,216,557
241 - CIVIL PROCESSING FEES		
4110 - CIVIL PROCESSING FEES	200,000	0
FUND TOTAL	\$ 200,000	\$ 0
248 - GOVERNMENT CENTER PROJECT		
1810 - GOVERNMENT CENTER COMPLEX PROJ	16,612	0
FUND TOTAL	\$ 16,612	\$ 0
263 - CJ TEMP CONSTRUCTION		
4130 - CJ FAC TEMP CONST FUND	503,650	0
FUND TOTAL	\$ 503,650	\$ 0
264 - CRTHSE TEMP CONST		
4140 - CRTHSE TEMP CONST FUND	728,814	0
FUND TOTAL	\$ 728,814	\$ 0
296 - PUBLIC FACILITIES FEES		
1760 - PUBLIC FACILITIES FEES	4,710,639	0
FUND TOTAL	\$ 4,710,639	\$ 0
304 - COURT EXPANSION		
8013 - COURTS EXPANSION/ACMS DSF	0	220,734
FUND TOTAL	\$ 0	\$ 220,734
306 - PENSION DEBT SERVICE FUND		
8006 - PENSION DEBT SERVICE FUND	0	12,894,997
FUND TOTAL	\$ 0	\$ 12,894,997
308 - JAIL REROOF & HVAC		
8015 - DSF-JAIL REROOF/HVAC RETROFIT	0	805,389
FUND TOTAL	\$ 0	\$ 805,389
310 - SPECIAL AVIATION		
9050 - SPECIAL AVIATION DEPT	0	70,516
FUND TOTAL	\$ 0	\$ 70,516
326 - SHERIFF - SPECIAL REVENUE		
4050 - SHERIFF SPECIAL REVENUE FUND	546,288	0
FUND TOTAL	\$ 546,288	\$ 0
332 - GOVERNMENT CENTER		
8032 - 2002 CERTIFICATES OF PARTICIPA	0	6,260,551
FUND TOTAL	\$ 0	\$ 6,260,551

**COUNTY OF SOLANO
OPERATING TRANSFERS OUT/IN
FOR THE FISCAL YEAR 2006-2007
FINAL BUDGET**

FUND AND DEPARTMENT	OPERATING TRANSFERS OUT	OPERATING TRANSFERS IN
334 - H&SS SPH ADMIN/REFINANCE		
8034 - HSS ADMIN/REFINANCE SPHF	50,000	2,608,765
FUND TOTAL	\$ 50,000	\$ 2,608,765
340 - LOCAL LAW ENFORCE BLOCK GRANT		
3440 - LLEBG	164,449	0
FUND TOTAL	\$ 164,449	\$ 0
369 - CHILD SUPPORT SERVICES		
2480 - DEPT OF CHILD SUPPORT SERVICES	466,732	0
FUND TOTAL	\$ 466,732	\$ 0
370 - MIS DEPARTMENT		
1870 - MIS DEPARTMENT	152,955	29,421
FUND TOTAL	\$ 152,955	\$ 29,421
372 - SCIPS		
1140 - SCIPS	38,862	0
FUND TOTAL	\$ 38,862	\$ 0
390 - TOBACCO PREVENTION & EDUCATION		
7950 - TOBACCO PREVENTION & EDUCATION	6,176	0
FUND TOTAL	\$ 6,176	\$ 0
404 - REPROGRAPHICS		
1901 - REPROGRAPHICS	13,701	0
FUND TOTAL	\$ 13,701	\$ 0
900 - PUBLIC SAFETY		
6500 - DISTRICT ATTORNEY	1,015,524	10,152,821
6530 - PUBLIC DEFENDER	386,783	8,641,446
6540 - CONFLICT PUBLIC DEFENDER	118,783	150,834
6550 - SHERIFF	2,962,470	43,983,743
6650 - PROBATION	1,379,844	21,311,728
FUND TOTAL	\$ 5,863,404	\$ 84,240,572
902 - HEALTH & SOCIAL SERVICES		
7501 - ADMINISTRATION DIVISION	2,367,350	2,000,720
7550 - PUBLIC GUARDIAN	43,652	1,363,190
7560 - SUBSTANCE ABUSE DIVISION	145,561	1,066,934
7580 - FAMILY HEALTH SERVICES	414,781	681,051
7598 - MENTAL HEALTH MGD CARE SERVICE	47,766	0
7599 - MEDICAL SERVICES	0	1,210,469
7600 - CHILD WELFARE SERVICES	812,014	2,230,648
7640 - OLDER & DISABLED ADULTS	410,466	1,626,709
7650 - EMPLOYMENT & ELIGIBILITY SVCS	2,171,846	3,161,650
7690 - IN-HOME SUPPORTIVE SERVICES PA	24,838	738,895
7700 - MENTAL HEALTH DIVISION	1,322,154	7,536,487

**COUNTY OF SOLANO
OPERATING TRANSFERS OUT/IN
FOR THE FISCAL YEAR 2006-2007
FINAL BUDGET**

FUND AND DEPARTMENT	OPERATING TRANSFERS OUT	OPERATING TRANSFERS IN
7800 - PUBLIC HEALTH DIVISION	764,158	4,854,888
7900 - ASSISTANCE PROGRAMS	0	6,000,858
FUND TOTAL	\$ 8,524,586	\$ 32,472,499
TOTAL	\$ 153,694,053	\$ 153,694,053

**COUNTY OF SOLANO
STATE OF CALIFORNIA SCHEDULE 09
BUDGET UNIT FINANCING USES DETAIL
FOR THE FISCAL YEAR 2006-2007**

**General Government
Legislative & Admin
001 - 1000 - BOARD OF SUPERVISORS**

FINANCING USES CLASSIFICATIONS APPROPRIATIONS AND REVENUES	2004-2005 ACTUALS	2005-2006 ACTUALS	2006-2007 CAO PROPOSED	2006-2007 FINAL ADOPTED
APPROPRIATIONS				
Salaries and Employee Benefits	872,637	967,945	986,198	986,198
Services and Supplies	200,888	256,500	364,531	364,531
Other Charges	88,916	258,259	391,257	391,257
Other Financing Uses	30,837	28,287	40,934	40,934
Intra-Fund Transfers	4,252	0	0	0
TOTAL APPROPRIATIONS	\$ 1,197,530	\$ 1,510,992	\$ 1,782,920	\$ 1,782,920
REVENUES				
Misc Revenue	80	868	500	500
TOTAL REVENUES	\$ 80	\$ 868	\$ 500	\$ 500
NET COUNTY COST	\$ 1,197,450	\$ 1,510,123	\$ 1,782,420	\$ 1,782,420

**COUNTY OF SOLANO
STATE OF CALIFORNIA SCHEDULE 09
BUDGET UNIT FINANCING USES DETAIL
FOR THE FISCAL YEAR 2006-2007**

**General Government
Legislative & Admin
001 - 1100 - ADMINISTRATION**

FINANCING USES CLASSIFICATIONS APPROPRIATIONS AND REVENUES	2004-2005 ACTUALS	2005-2006 ACTUALS	2006-2007 CAO PROPOSED	2006-2007 FINAL ADOPTED
APPROPRIATIONS				
Salaries and Employee Benefits	2,267,628	2,105,922	2,449,363	2,449,363
Services and Supplies	427,195	503,803	549,914	549,914
Other Charges	0	181,001	85,151	85,151
Other Financing Uses	90,224	71,354	118,185	118,185
Intra-Fund Transfers	-4,252	0	0	0
TOTAL APPROPRIATIONS	\$ 2,780,794	\$ 2,862,080	\$ 3,202,613	\$ 3,202,613
REVENUES				
Charges For Services	1,828,720	1,723,300	2,554,536	2,554,536
Misc Revenue	73,455	56,041	57,100	57,100
TOTAL REVENUES	\$ 1,902,175	\$ 1,779,340	\$ 2,611,636	\$ 2,611,636
NET COUNTY COST	\$ 878,619	\$ 1,082,740	\$ 590,977	\$ 590,977

**COUNTY OF SOLANO
STATE OF CALIFORNIA SCHEDULE 09
BUDGET UNIT FINANCING USES DETAIL
FOR THE FISCAL YEAR 2006-2007**

**General Government
Legislative & Admin
001 - 1101 - GENERAL REVENUE**

FINANCING USES CLASSIFICATIONS APPROPRIATIONS AND REVENUES	2004-2005 ACTUALS	2005-2006 ACTUALS	2006-2007 CAO PROPOSED	2006-2007 FINAL ADOPTED
APPROPRIATIONS				
Services and Supplies	706,486	31,395	25,000	25,000
Other Charges	4,604,426	3,870,124	200,000	200,000
Other Financing Uses	81,903	95,209	0	0
TOTAL APPROPRIATIONS	\$ 5,392,814	\$ 3,996,728	\$ 225,000	\$ 225,000
REVENUES				
Taxes	64,731,079	111,073,381	115,159,359	115,159,359
Licenses, Permits & Franchise	610,898	769,490	447,000	447,000
Fines, Forfeitures, & Penalty	5,000	16,201	0	0
Revenue From Use of Money/Prop	1,935,809	3,139,999	2,005,000	2,005,000
Intergovernmental Rev State	30,710,140	4,186,318	2,124,000	2,124,000
Intergovernmental Rev Federal	9,963	10,132	9,000	9,000
Intergovernmental Rev Other	12,465,519	13,847,208	13,677,520	13,677,520
Charges For Services	6,871,699	6,572,364	6,700,000	6,700,000
Misc Revenue	12,375,473	4,634,200	5,100,000	5,100,000
TOTAL REVENUES	\$ 129,715,581	\$ 144,249,293	\$ 145,221,879	\$ 145,221,879
NET COUNTY COST	\$ (124,322,767)	\$ (140,252,565)	\$ (144,996,879)	\$ (144,996,879)

**COUNTY OF SOLANO
STATE OF CALIFORNIA SCHEDULE 09
BUDGET UNIT FINANCING USES DETAIL
FOR THE FISCAL YEAR 2006-2007**

**General Government
Legislative & Admin
001 - 1103 - EMPLOYEE DEVELOP & RECOGNITION**

FINANCING USES CLASSIFICATIONS APPROPRIATIONS AND REVENUES	2004-2005 ACTUALS	2005-2006 ACTUALS	2006-2007 CAO PROPOSED	2006-2007 FINAL ADOPTED
APPROPRIATIONS				
Salaries and Employee Benefits	0	0	0	60,000
Services and Supplies	191,238	269,361	444,162	444,162
TOTAL APPROPRIATIONS	\$ 191,238	\$ 269,361	\$ 444,162	\$ 504,162
REVENUES				
Charges For Services	177,826	191,603	241,552	241,552
TOTAL REVENUES	\$ 177,826	\$ 191,603	\$ 241,552	\$ 241,552
NET COUNTY COST	\$ 13,412	\$ 77,758	\$ 202,610	\$ 262,610

**COUNTY OF SOLANO
STATE OF CALIFORNIA SCHEDULE 09
BUDGET UNIT FINANCING USES DETAIL
FOR THE FISCAL YEAR 2006-2007**

**General Government
Finance
001 - 1150 - ASSESSOR**

FINANCING USES CLASSIFICATIONS APPROPRIATIONS AND REVENUES	2004-2005 ACTUALS	2005-2006 ACTUALS	2006-2007 CAO PROPOSED	2006-2007 FINAL ADOPTED
APPROPRIATIONS				
Salaries and Employee Benefits	3,303,660	3,651,760	3,766,414	3,766,414
Services and Supplies	1,027,000	1,210,012	1,174,692	1,249,692
Other Charges	170,896	425,173	502,140	502,140
F/A Equipment	0	7,613	0	0
Other Financing Uses	134,468	117,673	73,861	73,861
Intra-Fund Transfers	-179,686	-142,000	-193,000	-193,000
TOTAL APPROPRIATIONS	\$ 4,456,338	\$ 5,270,230	\$ 5,324,107	\$ 5,399,107
REVENUES				
Intergovernmental Rev State	469,207	0	0	0
Intergovernmental Rev Other	109,166	121,742	37,500	37,500
Charges For Services	1,433,986	2,026,625	1,717,000	1,717,000
Misc Revenue	136	67	0	0
TOTAL REVENUES	\$ 2,012,494	\$ 2,148,433	\$ 1,754,500	\$ 1,754,500
NET COUNTY COST	\$ 2,443,844	\$ 3,121,797	\$ 3,569,607	\$ 3,644,607

**COUNTY OF SOLANO
STATE OF CALIFORNIA SCHEDULE 09
BUDGET UNIT FINANCING USES DETAIL
FOR THE FISCAL YEAR 2006-2007**

**General Government
Finance
001 - 1200 - AUDITOR-CONTROLLER**

FINANCING USES CLASSIFICATIONS APPROPRIATIONS AND REVENUES	2004-2005 ACTUALS	2005-2006 ACTUALS	2006-2007 CAO PROPOSED	2006-2007 FINAL ADOPTED
APPROPRIATIONS				
Salaries and Employee Benefits	2,441,400	2,735,723	2,941,984	2,941,984
Services and Supplies	633,947	651,100	849,546	849,546
Other Charges	0	177,443	84,669	84,669
Other Financing Uses	101,236	93,184	146,798	146,798
Intra-Fund Transfers	-2,097	0	0	0
TOTAL APPROPRIATIONS	\$ 3,174,486	\$ 3,657,450	\$ 4,022,997	\$ 4,022,997
REVENUES				
Charges For Services	3,027,405	3,162,452	3,490,064	3,490,064
Misc Revenue	470	482	0	0
TOTAL REVENUES	\$ 3,027,875	\$ 3,162,934	\$ 3,490,064	\$ 3,490,064
NET COUNTY COST	\$ 146,611	\$ 494,516	\$ 532,933	\$ 532,933

**COUNTY OF SOLANO
STATE OF CALIFORNIA SCHEDULE 09
BUDGET UNIT FINANCING USES DETAIL
FOR THE FISCAL YEAR 2006-2007**

**General Government
Finance
001 - 1300 - TAX COLLECTOR/COUNTY CLERK**

FINANCING USES CLASSIFICATIONS APPROPRIATIONS AND REVENUES	2004-2005 ACTUALS	2005-2006 ACTUALS	2006-2007 CAO PROPOSED	2006-2007 FINAL ADOPTED
APPROPRIATIONS				
Salaries and Employee Benefits	844,145	836,151	1,067,562	1,067,562
Services and Supplies	387,287	380,732	493,196	493,196
Other Charges	143,488	126,375	176,017	176,017
Other Financing Uses	34,336	26,886	51,022	51,022
Intra-Fund Transfers	0	128,574	-7,370	-7,370
TOTAL APPROPRIATIONS	\$ 1,409,255	\$ 1,498,718	\$ 1,780,427	\$ 1,780,427
REVENUES				
Taxes	142,230	140,890	132,000	132,000
Licenses, Permits & Franchise	77,994	84,062	80,000	80,000
Intergovernmental Rev State	0	285	0	0
Charges For Services	438,701	469,959	395,560	395,560
TOTAL REVENUES	\$ 658,925	\$ 695,196	\$ 607,560	\$ 607,560
NET COUNTY COST	\$ 750,330	\$ 803,522	\$ 1,172,867	\$ 1,172,867

**COUNTY OF SOLANO
STATE OF CALIFORNIA SCHEDULE 09
BUDGET UNIT FINANCING USES DETAIL
FOR THE FISCAL YEAR 2006-2007**

**General Government
Finance
001 - 1350 - TREASURER**

FINANCING USES CLASSIFICATIONS APPROPRIATIONS AND REVENUES	2004-2005 ACTUALS	2005-2006 ACTUALS	2006-2007 CAO PROPOSED	2006-2007 FINAL ADOPTED
APPROPRIATIONS				
Salaries and Employee Benefits	341,920	542,090	405,725	405,725
Services and Supplies	204,111	210,005	419,906	419,906
Other Charges	69,557	93,045	128,121	128,121
Other Financing Uses	14,676	17,948	19,656	19,656
Intra-Fund Transfers	0	-128,574	7,370	7,370
TOTAL APPROPRIATIONS	\$ 630,264	\$ 734,514	\$ 980,778	\$ 980,778
REVENUES				
Charges For Services	630,264	706,424	980,778	980,778
Misc Revenue	0	29,955	0	0
TOTAL REVENUES	\$ 630,264	\$ 736,379	\$ 980,778	\$ 980,778
NET COUNTY COST	\$ 0	\$ (1,865)	\$ 0	\$ 0

**COUNTY OF SOLANO
STATE OF CALIFORNIA SCHEDULE 09
BUDGET UNIT FINANCING USES DETAIL
FOR THE FISCAL YEAR 2006-2007**

**General Government
Counsel
001 - 1400 - COUNTY COUNSEL**

FINANCING USES CLASSIFICATIONS APPROPRIATIONS AND REVENUES	2004-2005 ACTUALS	2005-2006 ACTUALS	2006-2007 CAO PROPOSED	2006-2007 FINAL ADOPTED
APPROPRIATIONS				
Salaries and Employee Benefits	2,211,354	2,446,669	2,771,399	2,771,399
Services and Supplies	172,229	180,402	186,094	221,499
Other Charges	0	125,582	59,926	59,926
Other Financing Uses	96,716	84,273	142,788	142,788
Intra-Fund Transfers	0	0	-32,663	-32,663
TOTAL APPROPRIATIONS	\$ 2,480,298	\$ 2,836,926	\$ 3,127,544	\$ 3,162,949
REVENUES				
Charges For Services	2,461,193	2,554,232	2,999,375	3,006,375
Misc Revenue	0	36	0	0
TOTAL REVENUES	\$ 2,461,193	\$ 2,554,268	\$ 2,999,375	\$ 3,006,375
NET COUNTY COST	\$ 19,105	\$ 282,658	\$ 128,169	\$ 156,574

**COUNTY OF SOLANO
STATE OF CALIFORNIA SCHEDULE 09
BUDGET UNIT FINANCING USES DETAIL
FOR THE FISCAL YEAR 2006-2007**

**General Government
Personnel
001 - 1500 - HUMAN RESOURCES**

FINANCING USES CLASSIFICATIONS APPROPRIATIONS AND REVENUES	2004-2005 ACTUALS	2005-2006 ACTUALS	2006-2007 CAO PROPOSED	2006-2007 FINAL ADOPTED
APPROPRIATIONS				
Salaries and Employee Benefits	983,914	1,226,968	1,563,166	1,563,166
Services and Supplies	410,688	492,705	575,517	575,517
Other Charges	0	111,493	53,200	53,200
Other Financing Uses	41,034	40,141	76,062	76,062
TOTAL APPROPRIATIONS	\$ 1,435,636	\$ 1,871,306	\$ 2,267,945	\$ 2,267,945
REVENUES				
Charges For Services	1,670,482	1,522,966	1,844,028	1,844,028
Misc Revenue	305	211	300	300
TOTAL REVENUES	\$ 1,670,787	\$ 1,523,177	\$ 1,844,328	\$ 1,844,328
NET COUNTY COST	\$ (235,151)	\$ 348,130	\$ 423,617	\$ 423,617

**COUNTY OF SOLANO
STATE OF CALIFORNIA SCHEDULE 09
BUDGET UNIT FINANCING USES DETAIL
FOR THE FISCAL YEAR 2006-2007**

**General Government
Elections
001 - 1550 - REGISTRAR OF VOTERS**

FINANCING USES CLASSIFICATIONS APPROPRIATIONS AND REVENUES	2004-2005 ACTUALS	2005-2006 ACTUALS	2006-2007 CAO PROPOSED	2006-2007 FINAL ADOPTED
APPROPRIATIONS				
Salaries and Employee Benefits	749,308	922,321	952,175	952,175
Services and Supplies	1,557,376	2,080,712	1,366,553	1,366,553
Other Charges	80,612	282,777	370,152	370,152
F/A Equipment	1,376,169	1,183,943	38,696	38,696
Other Financing Uses	58,184	42,535	58,137	58,137
TOTAL APPROPRIATIONS	\$ 3,821,649	\$ 4,512,289	\$ 2,785,713	\$ 2,785,713
REVENUES				
Intergovernmental Rev State	1,299,826	758,608	7,000	7,000
Charges For Services	420,731	561,562	70,000	70,000
Misc Revenue	84,945	180	0	0
TOTAL REVENUES	\$ 1,805,502	\$ 1,320,350	\$ 77,000	\$ 77,000
NET COUNTY COST	\$ 2,016,147	\$ 3,191,939	\$ 2,708,713	\$ 2,708,713

**COUNTY OF SOLANO
STATE OF CALIFORNIA SCHEDULE 09
BUDGET UNIT FINANCING USES DETAIL
FOR THE FISCAL YEAR 2006-2007**

**General Government
Property Management
001 - 1642 - REAL ESTATE SERVICES**

FINANCING USES CLASSIFICATIONS APPROPRIATIONS AND REVENUES	2004-2005 ACTUALS	2005-2006 ACTUALS	2006-2007 CAO PROPOSED	2006-2007 FINAL ADOPTED
APPROPRIATIONS				
Salaries and Employee Benefits	111,078	120,702	190,055	190,055
Services and Supplies	75,024	82,796	93,904	93,904
Other Charges	20,320	43,976	2,438	2,438
Other Financing Uses	4,654	4,166	8,611	8,611
TOTAL APPROPRIATIONS	\$ 211,077	\$ 251,639	\$ 295,008	\$ 295,008
REVENUES				
Licenses, Permits & Franchise	6,023	142,604	145,400	145,400
Revenue From Use of Money/Prop	204,279	206,975	222,100	222,100
Charges For Services	104,732	110,834	62,840	62,840
Misc Revenue	2,887	3,375	2,700	2,700
TOTAL REVENUES	\$ 317,921	\$ 463,789	\$ 433,040	\$ 433,040
NET COUNTY COST	\$ (106,844)	\$ (212,150)	\$ (138,032)	\$ (138,032)

**COUNTY OF SOLANO
STATE OF CALIFORNIA SCHEDULE 09
BUDGET UNIT FINANCING USES DETAIL
FOR THE FISCAL YEAR 2006-2007**

**General Government
Property Management
301 - 3001 - GEN SVCS SPECIAL REVENUE FUND**

FINANCING USES CLASSIFICATIONS APPROPRIATIONS AND REVENUES	2004-2005 ACTUALS	2005-2006 ACTUALS	2006-2007 CAO PROPOSED	2006-2007 FINAL ADOPTED
APPROPRIATIONS				
Services and Supplies	2,795	1,336	5,007	15,809
TOTAL APPROPRIATIONS	\$ 2,795	\$ 1,336	\$ 5,007	\$ 15,809
REVENUES				
Revenue From Use of Money/Prop	190	390	200	200
Charges For Services	757	1,008	650	650
Misc Revenue	3,500	3,500	3,500	3,032
TOTAL REVENUES	\$ 4,447	\$ 4,898	\$ 4,350	\$ 3,882
NET COUNTY COST	\$ (1,652)	\$ (3,562)	\$ 657	\$ 11,927

**COUNTY OF SOLANO
STATE OF CALIFORNIA SCHEDULE 09
BUDGET UNIT FINANCING USES DETAIL
FOR THE FISCAL YEAR 2006-2007**

**General Government
Plant Acquisition
006 - 1700 - CAPITAL PROJECTS**

FINANCING USES CLASSIFICATIONS APPROPRIATIONS AND REVENUES	2004-2005 ACTUALS	2005-2006 ACTUALS	2006-2007 CAO PROPOSED	2006-2007 FINAL ADOPTED
APPROPRIATIONS				
Services and Supplies	1,103,994	2,010,698	1,530,957	1,565,957
Other Charges	64,196	2,034	9,000	9,000
F/A Land	285,540	1,237,901	0	36,000
F/A Bldgs and Imprmts	2,036,868	2,492,068	30,442,594	31,809,594
F/A Equipment	0	104,065	236,500	236,500
Other Financing Uses	1,735,090	1,425,198	929,033	929,033
TOTAL APPROPRIATIONS	\$ 5,225,688	\$ 7,271,965	\$ 33,148,084	\$ 34,586,084
REVENUES				
Taxes	1,463,239	1,680,053	1,788,735	1,788,735
Revenue From Use of Money/Prop	90,636	324,823	368,000	368,000
Intergovernmental Rev State	1,010,517	437,895	3,564,045	3,564,045
Intergovernmental Rev Federal	0	156,855	150,000	150,000
Intergovernmental Rev Other	223,927	248,376	278,800	278,800
Charges For Services	31,602	16,486	37,000	37,000
Misc Revenue	62,922	-300	0	0
Other Financing Sources	1,578,204	6,582,964	27,412,875	28,712,875
General Fund Contribution	0	2,578,000	0	0
TOTAL REVENUES	\$ 4,461,046	\$ 12,025,152	\$ 33,599,455	\$ 34,899,455
NET COUNTY COST	\$ 764,642	\$ (4,753,187)	\$ (451,371)	\$ (313,371)

**COUNTY OF SOLANO
STATE OF CALIFORNIA SCHEDULE 09
BUDGET UNIT FINANCING USES DETAIL
FOR THE FISCAL YEAR 2006-2007**

**General Government
Plant Acquisition
296 - 1760 - PUBLIC FACILITIES FEES**

FINANCING USES CLASSIFICATIONS APPROPRIATIONS AND REVENUES	2004-2005 ACTUALS	2005-2006 ACTUALS	2006-2007 CAO PROPOSED	2006-2007 FINAL ADOPTED
APPROPRIATIONS				
Services and Supplies	90,814	41,399	58,000	58,000
Other Charges	0	347,696	375,000	375,000
Other Financing Uses	2,415,583	11,785,356	4,710,639	4,710,639
TOTAL APPROPRIATIONS	\$ 2,506,397	\$ 12,174,451	\$ 5,143,639	\$ 5,143,639
REVENUES				
Revenue From Use of Money/Prop	445,614	711,554	785,046	785,046
Charges For Services	13,964,682	7,378,174	7,338,449	7,338,449
TOTAL REVENUES	\$ 14,410,296	\$ 8,089,728	\$ 8,123,495	\$ 8,123,495
NET COUNTY COST	\$ (11,903,899)	\$ 4,084,723	\$ (2,979,856)	\$ (2,979,856)

**COUNTY OF SOLANO
STATE OF CALIFORNIA SCHEDULE 09
BUDGET UNIT FINANCING USES DETAIL
FOR THE FISCAL YEAR 2006-2007**

**General Government
Plant Acquisition
248 - 1810 - GOVERNMENT CENTER COMPLEX**

FINANCING USES CLASSIFICATIONS APPROPRIATIONS AND REVENUES	2004-2005 ACTUALS	2005-2006 ACTUALS	2006-2007 CAO PROPOSED	2006-2007 FINAL ADOPTED
APPROPRIATIONS				
Services and Supplies	1,071,051	352,672	0	0
Other Charges	173,416	344,833	342,785	342,785
F/A Bldgs and Imprmts	20,008,058	311,825	0	0
F/A Equipment	553,975	0	0	0
Other Financing Uses	12,025	2,000,000	16,612	16,612
TOTAL APPROPRIATIONS	\$ 21,818,524	\$ 3,009,331	\$ 359,397	\$ 359,397
REVENUES				
Revenue From Use of Money/Prop	271,478	212,497	94,800	94,800
Intergovernmental Rev State	0	899,500	0	0
Intergovernmental Rev Other	632,000	117,500	0	0
Misc Revenue	85,453	13,204	0	0
Other Financing Sources	1,417,090	3	0	0
General Fund Contribution	0	725,000	0	0
TOTAL REVENUES	\$ 2,406,021	\$ 1,967,704	\$ 94,800	\$ 94,800
NET COUNTY COST	\$ 19,412,503	\$ 1,041,626	\$ 264,597	\$ 264,597

**COUNTY OF SOLANO
STATE OF CALIFORNIA SCHEDULE 09
BUDGET UNIT FINANCING USES DETAIL
FOR THE FISCAL YEAR 2006-2007**

**General Government
Plant Acquisition
249 - 2490 - HSS CAPITAL PROJECTS**

FINANCING USES CLASSIFICATIONS APPROPRIATIONS AND REVENUES	2004-2005 ACTUALS	2005-2006 ACTUALS	2006-2007 CAO PROPOSED	2006-2007 FINAL ADOPTED
APPROPRIATIONS				
Services and Supplies	0	12,500	0	0
Other Charges	0	72	0	0
F/A Land	0	0	2,500,000	2,500,000
F/A Bldgs and Imprmts	0	380,963	37,400,000	32,380,621
TOTAL APPROPRIATIONS	\$ 0	\$ 393,535	\$ 39,900,000	\$ 34,880,621
REVENUES				
Revenue From Use of Money/Prop	0	67,916	0	0
Misc Revenue	0	17,397,552	0	0
Other Financing Sources	0	426,768	22,502,448	22,502,448
TOTAL REVENUES	\$ 0	\$ 17,892,236	\$ 22,502,448	\$ 22,502,448
NET COUNTY COST	\$ 0	\$ (17,498,701)	\$ 17,397,552	\$ 12,378,173

**COUNTY OF SOLANO
STATE OF CALIFORNIA SCHEDULE 09
BUDGET UNIT FINANCING USES DETAIL
FOR THE FISCAL YEAR 2006-2007**

**General Government
Promotion
001 - 1750 - PROMOTION**

FINANCING USES CLASSIFICATIONS APPROPRIATIONS AND REVENUES	2004-2005 ACTUALS	2005-2006 ACTUALS	2006-2007 CAO PROPOSED	2006-2007 FINAL ADOPTED
APPROPRIATIONS				
Salaries and Employee Benefits	6,679	0	0	0
Services and Supplies	176,156	119,106	328,920	328,920
Other Charges	50,117	26,040	48,454	48,454
TOTAL APPROPRIATIONS	\$ 232,952	\$ 145,146	\$ 377,374	\$ 377,374
REVENUES				
Misc Revenue	14,780	16,065	66,975	66,975
TOTAL REVENUES	\$ 14,780	\$ 16,065	\$ 66,975	\$ 66,975
NET COUNTY COST	\$ 218,173	\$ 129,081	\$ 310,399	\$ 310,399

**COUNTY OF SOLANO
STATE OF CALIFORNIA SCHEDULE 09
BUDGET UNIT FINANCING USES DETAIL
FOR THE FISCAL YEAR 2006-2007**

**General Government
Other General
001 - 1117 - GENERAL SERVICES**

FINANCING USES CLASSIFICATIONS APPROPRIATIONS AND REVENUES	2004-2005 ACTUALS	2005-2006 ACTUALS	2006-2007 CAO PROPOSED	2006-2007 FINAL ADOPTED
APPROPRIATIONS				
Salaries and Employee Benefits	5,472,089	6,359,288	7,539,774	7,539,774
Services and Supplies	7,388,554	8,104,789	8,586,675	8,593,384
Other Charges	215,975	771,195	657,658	657,658
F/A Equipment	85,163	5,923	18,000	0
Other Financing Uses	383,364	273,698	842,669	860,669
Intra-Fund Transfers	-1,221,053	-892,591	-1,037,920	-1,037,920
TOTAL APPROPRIATIONS	\$ 12,324,092	\$ 14,622,302	\$ 16,606,856	\$ 16,613,565
REVENUES				
Taxes	1,271	0	0	0
Revenue From Use of Money/Prop	40,514	34,436	30,600	30,600
Intergovernmental Rev Other	0	107,912	142,711	142,711
Charges For Services	8,710,454	10,719,476	11,868,907	11,875,616
Misc Revenue	828,912	1,151,072	1,101,472	1,101,472
Other Financing Sources	86,799	41,144	553,664	553,664
TOTAL REVENUES	\$ 9,667,950	\$ 12,054,039	\$ 13,697,354	\$ 13,704,063
NET COUNTY COST	\$ 2,656,142	\$ 2,568,263	\$ 2,909,502	\$ 2,909,502

**COUNTY OF SOLANO
STATE OF CALIFORNIA SCHEDULE 09
BUDGET UNIT FINANCING USES DETAIL
FOR THE FISCAL YEAR 2006-2007**

**General Government
Other General
001 - 1903 - GENERAL EXPENDITURES**

FINANCING USES CLASSIFICATIONS APPROPRIATIONS AND REVENUES	2004-2005 ACTUALS	2005-2006 ACTUALS	2006-2007 CAO PROPOSED	2006-2007 FINAL ADOPTED
APPROPRIATIONS				
Salaries and Employee Benefits	6,462,310	41,447,214	272,425	272,425
Services and Supplies	85,656	791,226	4,093,173	4,093,173
Other Charges	11,107,005	10,194,715	10,405,852	10,405,852
Other Financing Uses	87,384,460	96,644,778	110,122,843	112,148,084
TOTAL APPROPRIATIONS	\$ 105,039,430	\$ 149,077,933	\$ 124,894,293	\$ 126,919,534
REVENUES				
Fines, Forfeitures, & Penalty	3,167,532	2,929,853	2,753,000	2,753,000
Charges For Services	3,452,259	3,663,323	3,285,748	3,285,748
Misc Revenue	2,106,011	3,753	4,000	4,000
Other Financing Sources	6,462,310	42,143,231	0	0
TOTAL REVENUES	\$ 15,188,112	\$ 48,740,159	\$ 6,042,748	\$ 6,042,748
NET COUNTY COST	\$ 89,851,319	\$ 100,337,774	\$ 118,851,545	\$ 120,876,786

**COUNTY OF SOLANO
STATE OF CALIFORNIA SCHEDULE 09
BUDGET UNIT FINANCING USES DETAIL
FOR THE FISCAL YEAR 2006-2007**

**General Government
Other General
001 - 1904 - SURVEYOR/ENGINEER**

FINANCING USES CLASSIFICATIONS APPROPRIATIONS AND REVENUES	2004-2005 ACTUALS	2005-2006 ACTUALS	2006-2007 CAO PROPOSED	2006-2007 FINAL ADOPTED
APPROPRIATIONS				
Services and Supplies	91,917	107,925	97,489	97,489
Other Charges	1,163	531	455	455
TOTAL APPROPRIATIONS	\$ 93,080	\$ 108,456	\$ 97,944	\$ 97,944
REVENUES				
Licenses, Permits & Franchise	7,221	2,280	3,900	3,900
Charges For Services	34,061	63,742	54,700	54,700
Misc Revenue	28,557	21,921	18,800	18,800
TOTAL REVENUES	\$ 69,838	\$ 87,943	\$ 77,400	\$ 77,400
NET COUNTY COST	\$ 23,241	\$ 20,513	\$ 20,544	\$ 20,544

**COUNTY OF SOLANO
STATE OF CALIFORNIA SCHEDULE 09
BUDGET UNIT FINANCING USES DETAIL
FOR THE FISCAL YEAR 2006-2007**

**General Government
Other General
001 - 1905 - A87 - OFFSET**

FINANCING USES CLASSIFICATIONS APPROPRIATIONS AND REVENUES	2004-2005 ACTUALS	2005-2006 ACTUALS	2006-2007 CAO PROPOSED	2006-2007 FINAL ADOPTED
APPROPRIATIONS				
Other Charges	-1,823,032	-1,566,314	-3,092,398	-3,092,398
TOTAL APPROPRIATIONS	\$ (1,823,032)	\$ (1,566,314)	\$ (3,092,398)	\$ (3,092,398)
REVENUES				
Charges For Services	-1,823,032	-1,566,314	-3,092,398	-3,092,398
TOTAL REVENUES	\$ (1,823,032)	\$ (1,566,314)	\$ (3,092,398)	\$ (3,092,398)
NET COUNTY COST	\$ 0	\$ 0	\$ 0	\$ 0

**COUNTY OF SOLANO
STATE OF CALIFORNIA SCHEDULE 09
BUDGET UNIT FINANCING USES DETAIL
FOR THE FISCAL YEAR 2006-2007**

**General Government
Other General
001 - 1906 - GENERAL FUND-OTHER**

FINANCING USES CLASSIFICATIONS APPROPRIATIONS AND REVENUES	2004-2005 ACTUALS	2005-2006 ACTUALS	2006-2007 CAO PROPOSED	2006-2007 FINAL ADOPTED
APPROPRIATIONS				
Other Financing Uses	2,976,795	1,808,252	2,367,234	2,367,234
TOTAL APPROPRIATIONS	\$ 2,976,795	\$ 1,808,252	\$ 2,367,234	\$ 2,367,234
REVENUES				
TOTAL REVENUES	\$ 0	\$ 0	\$ 0	\$ 0
NET COUNTY COST	<u>\$ 2,976,795</u>	<u>\$ 1,808,252</u>	<u>\$ 2,367,234</u>	<u>\$ 2,367,234</u>

**COUNTY OF SOLANO
STATE OF CALIFORNIA SCHEDULE 09
BUDGET UNIT FINANCING USES DETAIL
FOR THE FISCAL YEAR 2006-2007**

**General Government
Other General
281 - 1950 - SURVEY MONUMENT**

FINANCING USES CLASSIFICATIONS APPROPRIATIONS AND REVENUES	2004-2005 ACTUALS	2005-2006 ACTUALS	2006-2007 CAO PROPOSED	2006-2007 FINAL ADOPTED
APPROPRIATIONS				
Services and Supplies	9,241	18,858	40,000	40,000
Other Charges	2,035	0	0	0
TOTAL APPROPRIATIONS	\$ 11,276	\$ 18,858	\$ 40,000	\$ 40,000
REVENUES				
Revenue From Use of Money/Prop	1,609	3,090	2,625	2,625
Charges For Services	23,580	28,839	37,375	37,375
TOTAL REVENUES	\$ 25,189	\$ 31,929	\$ 40,000	\$ 40,000
NET COUNTY COST	\$ (13,913)	\$ (13,071)	\$ 0	\$ 0

**COUNTY OF SOLANO
STATE OF CALIFORNIA SCHEDULE 09
BUDGET UNIT FINANCING USES DETAIL
FOR THE FISCAL YEAR 2006-2007**

**Public Protection
Plant Acquisition
307 - 8012 - JUVENILE HALL**

FINANCING USES CLASSIFICATIONS APPROPRIATIONS AND REVENUES	2004-2005 ACTUALS	2005-2006 ACTUALS	2006-2007 CAO PROPOSED	2006-2007 FINAL ADOPTED
APPROPRIATIONS				
Services and Supplies	109,174	61,489	0	0
Other Charges	68,991	0	52,910	52,910
F/A Bldgs and Imprmts	2,597,004	0	0	0
F/A Equipment	16,842	0	0	0
TOTAL APPROPRIATIONS	\$ 2,792,011	\$ 61,489	\$ 52,910	\$ 52,910
REVENUES				
Revenue From Use of Money/Prop	10,343	14,215	0	0
Intergovernmental Rev State	1,809,000	0	0	0
Charges For Services	100	20,066	0	0
Misc Revenue	5,230	51,032	0	0
Other Financing Sources	620,000	0	0	0
TOTAL REVENUES	\$ 2,444,673	\$ 85,313	\$ 0	\$ 0
NET COUNTY COST	\$ 347,338	\$ (23,824)	\$ 52,910	\$ 52,910

**COUNTY OF SOLANO
STATE OF CALIFORNIA SCHEDULE 09
BUDGET UNIT FINANCING USES DETAIL
FOR THE FISCAL YEAR 2006-2007**

**Public Protection
Judicial
005 - 2005 - LAW LIBRARY**

FINANCING USES CLASSIFICATIONS APPROPRIATIONS AND REVENUES	2004-2005 ACTUALS	2005-2006 ACTUALS	2006-2007 CAO PROPOSED	2006-2007 FINAL ADOPTED
APPROPRIATIONS				
Services and Supplies	308,620	337,419	372,676	372,676
Other Charges	37,216	11,172	29,233	29,233
TOTAL APPROPRIATIONS	\$ 345,836	\$ 348,591	\$ 401,909	\$ 401,909
REVENUES				
Revenue From Use of Money/Prop	3,073	3,572	4,000	4,000
Charges For Services	334,428	361,711	358,477	358,477
Misc Revenue	925	1,018	700	700
TOTAL REVENUES	\$ 338,426	\$ 366,302	\$ 363,177	\$ 363,177
NET COUNTY COST	\$ 7,410	\$ (17,711)	\$ 38,732	\$ 38,732

**COUNTY OF SOLANO
STATE OF CALIFORNIA SCHEDULE 09
BUDGET UNIT FINANCING USES DETAIL
FOR THE FISCAL YEAR 2006-2007**

**Public Protection
Judicial
001 - 2400 - GRAND JURY**

FINANCING USES CLASSIFICATIONS APPROPRIATIONS AND REVENUES	2004-2005 ACTUALS	2005-2006 ACTUALS	2006-2007 CAO PROPOSED	2006-2007 FINAL ADOPTED
APPROPRIATIONS				
Services and Supplies	146,154	133,691	111,989	112,394
Other Charges	37,065	19,229	31,884	31,884
Intra-Fund Transfers	0	0	32,663	32,663
TOTAL APPROPRIATIONS	\$ 183,219	\$ 152,920	\$ 176,536	\$ 176,941
REVENUES				
TOTAL REVENUES	\$ 0	\$ 0	\$ 0	\$ 0
NET COUNTY COST	\$ 183,219	\$ 152,920	\$ 176,536	\$ 176,941

**COUNTY OF SOLANO
STATE OF CALIFORNIA SCHEDULE 09
BUDGET UNIT FINANCING USES DETAIL
FOR THE FISCAL YEAR 2006-2007**

Public Protection

Judicial

369 - 2480 - DEPT OF CHILD SUPPORT SERVICES

FINANCING USES CLASSIFICATIONS APPROPRIATIONS AND REVENUES	2004-2005 ACTUALS	2005-2006 ACTUALS	2006-2007 CAO PROPOSED	2006-2007 FINAL ADOPTED
APPROPRIATIONS				
Salaries and Employee Benefits	9,175,053	9,065,330	9,462,294	9,506,573
Services and Supplies	2,299,941	2,478,751	2,468,732	2,468,732
Other Charges	367,213	297,719	277,973	277,973
F/A Equipment	0	0	20,000	20,000
Other Financing Uses	374,541	290,955	466,732	466,732
TOTAL APPROPRIATIONS	\$ 12,216,747	\$ 12,132,754	\$ 12,695,731	\$ 12,740,010
REVENUES				
Revenue From Use of Money/Prop	91,408	64,527	0	0
Intergovernmental Rev State	4,065,316	4,071,725	4,357,574	4,401,853
Intergovernmental Rev Federal	8,081,655	7,904,804	8,338,157	8,338,157
Misc Revenue	23,631	2,856	0	0
General Fund Contribution	0	99,960	0	0
TOTAL REVENUES	\$ 12,262,010	\$ 12,143,871	\$ 12,695,731	\$ 12,740,010
NET COUNTY COST	\$ (45,263)	\$ (11,117)	\$ 0	\$ 0

COUNTY OF SOLANO
STATE OF CALIFORNIA SCHEDULE 09
BUDGET UNIT FINANCING USES DETAIL
FOR THE FISCAL YEAR 2006-2007

Public Protection

Judicial

349 - 3490 - SUB ABUSE & CRIME PREV-PROP 36

FINANCING USES CLASSIFICATIONS APPROPRIATIONS AND REVENUES	2004-2005 ACTUALS	2005-2006 ACTUALS	2006-2007 CAO PROPOSED	2006-2007 FINAL ADOPTED
APPROPRIATIONS				
Residual Equity Transfers	0	0	0	22,104
TOTAL APPROPRIATIONS	\$ 0	\$ 0	\$ 0	\$ 22,104
REVENUES				
TOTAL REVENUES	\$ 0	\$ 0	\$ 0	\$ 0
NET COUNTY COST	\$ 0	\$ 0	\$ 0	\$ 22,104

**COUNTY OF SOLANO
STATE OF CALIFORNIA SCHEDULE 09
BUDGET UNIT FINANCING USES DETAIL
FOR THE FISCAL YEAR 2006-2007**

**Public Protection
Judicial
233 - 4100 - DA SPECIAL REVENUE**

FINANCING USES CLASSIFICATIONS APPROPRIATIONS AND REVENUES	2004-2005 ACTUALS	2005-2006 ACTUALS	2006-2007 CAO PROPOSED	2006-2007 FINAL ADOPTED
APPROPRIATIONS				
Services and Supplies	101,232	45,020	105,000	105,000
Other Charges	1,932	1,594	253,015	253,015
F/A Equipment	25,589	9,162	0	0
Other Financing Uses	8,800	8,800	295,400	295,400
TOTAL APPROPRIATIONS	\$ 137,552	\$ 64,576	\$ 653,415	\$ 653,415
REVENUES				
Fines, Forfeitures, & Penalty	134,220	523,072	436,458	436,458
Revenue From Use of Money/Prop	8,413	15,389	0	0
Intergovernmental Rev State	773	0	20,000	20,000
Intergovernmental Rev Other	5,200	0	0	0
TOTAL REVENUES	\$ 148,606	\$ 538,461	\$ 456,458	\$ 456,458
NET COUNTY COST	\$ (11,054)	\$ (473,885)	\$ 196,957	\$ 196,957

**COUNTY OF SOLANO
STATE OF CALIFORNIA SCHEDULE 09
BUDGET UNIT FINANCING USES DETAIL
FOR THE FISCAL YEAR 2006-2007**

**Public Protection
Judicial
900 - 6500 - DISTRICT ATTORNEY**

FINANCING USES CLASSIFICATIONS APPROPRIATIONS AND REVENUES	2004-2005 ACTUALS	2005-2006 ACTUALS	2006-2007 CAO PROPOSED	2006-2007 FINAL ADOPTED
APPROPRIATIONS				
Salaries and Employee Benefits	11,324,832	12,452,224	13,600,893	13,714,794
Services and Supplies	2,122,440	2,145,585	2,398,799	2,438,682
Other Charges	461,059	884,199	1,255,916	1,255,916
F/A Equipment	0	0	41,000	91,000
Other Financing Uses	445,003	418,675	1,015,524	1,015,524
Intra-Fund Transfers	0	0	0	90,000
TOTAL APPROPRIATIONS	\$ 14,353,334	\$ 15,900,683	\$ 18,312,132	\$ 18,605,916
REVENUES				
Fines, Forfeitures, & Penalty	779,865	870,204	1,015,719	1,015,719
Revenue From Use of Money/Prop	-17,898	-28,670	0	0
Intergovernmental Rev State	6,145,598	7,158,221	6,871,385	6,959,840
Intergovernmental Rev Other	0	0	53,369	53,369
Charges For Services	157,479	70,699	69,600	69,600
Misc Revenue	185,540	278,962	277,597	354,567
Other Financing Sources	471,282	462,826	864,959	993,318
General Fund Contribution	6,742,961	7,084,823	9,159,503	9,159,503
TOTAL REVENUES	\$ 14,464,826	\$ 15,897,065	\$ 18,312,132	\$ 18,605,916
NET COUNTY COST	\$ (111,492)	\$ 3,617	\$ 0	\$ 0

**COUNTY OF SOLANO
STATE OF CALIFORNIA SCHEDULE 09
BUDGET UNIT FINANCING USES DETAIL
FOR THE FISCAL YEAR 2006-2007**

**Public Protection
Judicial
900 - 6530 - PUBLIC DEFENDER**

FINANCING USES CLASSIFICATIONS APPROPRIATIONS AND REVENUES	2004-2005 ACTUALS	2005-2006 ACTUALS	2006-2007 CAO PROPOSED	2006-2007 FINAL ADOPTED
APPROPRIATIONS				
Salaries and Employee Benefits	6,080,467	6,855,652	7,359,176	7,359,176
Services and Supplies	755,851	910,580	879,355	879,355
Other Charges	215,395	410,539	575,132	575,132
F/A Equipment	0	0	10,000	10,000
Other Financing Uses	258,849	233,849	386,783	386,783
TOTAL APPROPRIATIONS	\$ 7,310,562	\$ 8,410,621	\$ 9,210,446	\$ 9,210,446
REVENUES				
Fines, Forfeitures, & Penalty	0	58	0	0
Revenue From Use of Money/Prop	-9,185	17,617	0	0
Intergovernmental Rev State	244,256	256,468	239,000	239,000
Charges For Services	212,679	273,519	330,000	330,000
Misc Revenue	0	570	0	0
General Fund Contribution	7,097,520	7,586,147	8,641,446	8,641,446
TOTAL REVENUES	\$ 7,545,270	\$ 8,134,380	\$ 9,210,446	\$ 9,210,446
NET COUNTY COST	\$ (234,708)	\$ 276,241	\$ 0	\$ 0

**COUNTY OF SOLANO
STATE OF CALIFORNIA SCHEDULE 09
BUDGET UNIT FINANCING USES DETAIL
FOR THE FISCAL YEAR 2006-2007**

**Public Protection
Judicial
900 - 6540 - CONFLICT PUBLIC DEFENDER**

FINANCING USES CLASSIFICATIONS APPROPRIATIONS AND REVENUES	2004-2005 ACTUALS	2005-2006 ACTUALS	2006-2007 CAO PROPOSED	2006-2007 FINAL ADOPTED
APPROPRIATIONS				
Salaries and Employee Benefits	1,861,353	2,221,834	2,361,951	2,361,951
Services and Supplies	288,831	304,670	334,680	334,680
Other Charges	77,767	145,767	211,947	211,947
F/A Equipment	0	0	10,000	10,000
Other Financing Uses	78,287	73,211	118,783	118,783
TOTAL APPROPRIATIONS	\$ 2,306,239	\$ 2,745,482	\$ 3,037,361	\$ 3,037,361
REVENUES				
Revenue From Use of Money/Prop	-3,008	48,026	0	0
Charges For Services	125,261	128,832	200,000	200,000
General Fund Contribution	1,280,814	441,004	150,834	150,834
TOTAL REVENUES	\$ 1,403,067	\$ 617,862	\$ 350,834	\$ 350,834
NET COUNTY COST	\$ 903,172	\$ 2,127,620	\$ 2,686,527	\$ 2,686,527

**COUNTY OF SOLANO
STATE OF CALIFORNIA SCHEDULE 09
BUDGET UNIT FINANCING USES DETAIL
FOR THE FISCAL YEAR 2006-2007**

**Public Protection
Judicial
900 - 6730 - OTHER PUBLIC DEFENSE**

FINANCING USES CLASSIFICATIONS APPROPRIATIONS AND REVENUES	2004-2005 ACTUALS	2005-2006 ACTUALS	2006-2007 CAO PROPOSED	2006-2007 FINAL ADOPTED
APPROPRIATIONS				
Services and Supplies	2,135,490	1,842,003	2,096,000	2,096,000
Other Charges	18,078	45,934	31,902	31,902
TOTAL APPROPRIATIONS	\$ 2,153,568	\$ 1,887,937	\$ 2,127,902	\$ 2,127,902
REVENUES				
Revenue From Use of Money/Prop	-2,556	39,113	0	0
General Fund Contribution	43,897	0	0	0
TOTAL REVENUES	\$ 41,341	\$ 39,113	\$ 0	\$ 0
NET COUNTY COST	\$ 2,112,227	\$ 1,848,824	\$ 2,127,902	\$ 2,127,902

**COUNTY OF SOLANO
STATE OF CALIFORNIA SCHEDULE 09
BUDGET UNIT FINANCING USES DETAIL
FOR THE FISCAL YEAR 2006-2007**

**Public Protection
Judicial
901 - 6800 - C M F CASES**

FINANCING USES CLASSIFICATIONS APPROPRIATIONS AND REVENUES	2004-2005 ACTUALS	2005-2006 ACTUALS	2006-2007 CAO PROPOSED	2006-2007 FINAL ADOPTED
APPROPRIATIONS				
Services and Supplies	146,472	290,160	264,150	264,150
Other Charges	7,073	9,295	3,103	3,103
TOTAL APPROPRIATIONS	\$ 153,545	\$ 299,455	\$ 267,253	\$ 267,253
REVENUES				
Intergovernmental Rev State	239,371	252,020	267,253	463,236
TOTAL REVENUES	\$ 239,371	\$ 252,020	\$ 267,253	\$ 463,236
NET COUNTY COST	\$ (85,826)	\$ 47,434	\$ 0	\$ (195,983)

**COUNTY OF SOLANO
STATE OF CALIFORNIA SCHEDULE 09
BUDGET UNIT FINANCING USES DETAIL
FOR THE FISCAL YEAR 2006-2007**

**Public Protection
Police Protection
256 - 2560 - SHERIFF OES**

FINANCING USES CLASSIFICATIONS APPROPRIATIONS AND REVENUES	2004-2005 ACTUALS	2005-2006 ACTUALS	2006-2007 CAO PROPOSED	2006-2007 FINAL ADOPTED
APPROPRIATIONS				
Salaries and Employee Benefits	0	46,403	0	0
Services and Supplies	132,889	150,005	176,725	104,597
Other Charges	250,324	13,220	52,830	20,830
F/A Bldgs and Imprmts	0	1,500,000	0	0
F/A Equipment	796,152	115,741	96,000	70,000
Other Financing Uses	0	27,190	0	0
TOTAL APPROPRIATIONS	\$ 1,179,365	\$ 1,852,559	\$ 325,555	\$ 195,427
REVENUES				
Intergovernmental Rev State	166,514	0	0	0
Intergovernmental Rev Federal	228,729	1,779,624	325,555	783,641
Misc Revenue	2,737	0	0	0
TOTAL REVENUES	\$ 397,980	\$ 1,779,624	\$ 325,555	\$ 783,641
NET COUNTY COST	\$ 781,385	\$ 72,935	\$ 0	\$ (588,214)

**COUNTY OF SOLANO
STATE OF CALIFORNIA SCHEDULE 09
BUDGET UNIT FINANCING USES DETAIL
FOR THE FISCAL YEAR 2006-2007**

**Public Protection
Police Protection
325 - 3250 - CAL-MMET**

FINANCING USES CLASSIFICATIONS APPROPRIATIONS AND REVENUES	2004-2005 ACTUALS	2005-2006 ACTUALS	2006-2007 CAO PROPOSED	2006-2007 FINAL ADOPTED
APPROPRIATIONS				
Salaries and Employee Benefits	293,242	256,344	0	0
Services and Supplies	91,281	27,938	0	0
Other Charges	489	2,155	0	0
F/A Equipment	30,936	0	0	0
Other Financing Uses	6,633	2,519	0	0
TOTAL APPROPRIATIONS	\$ 422,581	\$ 288,956	\$ 0	\$ 0
REVENUES				
Revenue From Use of Money/Prop	0	3	0	0
Intergovernmental Rev State	365,046	1	0	0
Intergovernmental Rev Federal	0	280,968	0	0
Misc Revenue	160	0	0	0
TOTAL REVENUES	\$ 365,206	\$ 280,972	\$ 0	\$ 0
NET COUNTY COST	\$ 57,376	\$ 7,984	\$ 0	\$ 0

**COUNTY OF SOLANO
STATE OF CALIFORNIA SCHEDULE 09
BUDGET UNIT FINANCING USES DETAIL
FOR THE FISCAL YEAR 2006-2007**

**Public Protection
Police Protection
340 - 3440 - LLEBG**

FINANCING USES CLASSIFICATIONS APPROPRIATIONS AND REVENUES	2004-2005 ACTUALS	2005-2006 ACTUALS	2006-2007 CAO PROPOSED	2006-2007 FINAL ADOPTED
APPROPRIATIONS				
Services and Supplies	4,545	0	0	0
Other Charges	0	124,005	75,855	75,855
Other Financing Uses	0	0	164,449	164,449
TOTAL APPROPRIATIONS	\$ 4,545	\$ 124,005	\$ 240,304	\$ 240,304
REVENUES				
Revenue From Use of Money/Prop	101	2,810	0	0
Intergovernmental Rev Federal	0	235,408	127,193	126,045
TOTAL REVENUES	\$ 101	\$ 238,218	\$ 127,193	\$ 126,045
NET COUNTY COST	\$ 4,443	\$ (114,213)	\$ 113,111	\$ 114,259

**COUNTY OF SOLANO
STATE OF CALIFORNIA SCHEDULE 09
BUDGET UNIT FINANCING USES DETAIL
FOR THE FISCAL YEAR 2006-2007**

**Public Protection
Police Protection
326 - 4050 - SHERIFF SPECIAL REVENUE FUND**

FINANCING USES CLASSIFICATIONS APPROPRIATIONS AND REVENUES	2004-2005 ACTUALS	2005-2006 ACTUALS	2006-2007 CAO PROPOSED	2006-2007 FINAL ADOPTED
APPROPRIATIONS				
Salaries and Employee Benefits	17,680	44,419	78,649	0
Services and Supplies	26,593	45,651	133,383	85,910
Other Charges	2,781	1,613	344	344
F/A Equipment	0	0	12,754	12,754
Other Financing Uses	473,268	1,436,737	420,166	546,288
TOTAL APPROPRIATIONS	\$ 520,322	\$ 1,528,420	\$ 645,296	\$ 645,296
REVENUES				
Licenses, Permits & Franchise	175,577	132,941	175,250	175,250
Revenue From Use of Money/Prop	33,754	53,988	21,000	21,000
Intergovernmental Rev Federal	0	0	98,664	98,664
Charges For Services	137,905	167,533	169,670	169,670
Misc Revenue	388,239	365,195	208,192	208,192
TOTAL REVENUES	\$ 735,474	\$ 719,658	\$ 672,776	\$ 672,776
NET COUNTY COST	\$ (215,152)	\$ 808,762	\$ (27,480)	\$ (27,480)

**COUNTY OF SOLANO
STATE OF CALIFORNIA SCHEDULE 09
BUDGET UNIT FINANCING USES DETAIL
FOR THE FISCAL YEAR 2006-2007**

**Public Protection
Police Protection
241 - 4110 - CIVIL PROCESSING FEES**

FINANCING USES CLASSIFICATIONS APPROPRIATIONS AND REVENUES	2004-2005 ACTUALS	2005-2006 ACTUALS	2006-2007 CAO PROPOSED	2006-2007 FINAL ADOPTED
APPROPRIATIONS				
Other Financing Uses	0	35,316	200,000	200,000
TOTAL APPROPRIATIONS	\$ 0	\$ 35,316	\$ 200,000	\$ 200,000
REVENUES				
Fines, Forfeitures, & Penalty	46,590	65,940	56,374	56,374
Revenue From Use of Money/Prop	7,033	13,814	7,800	7,800
Charges For Services	59,443	63,725	55,112	55,112
TOTAL REVENUES	\$ 113,066	\$ 143,479	\$ 119,286	\$ 119,286
NET COUNTY COST	\$ (113,066)	\$ (108,164)	\$ 80,714	\$ 80,714

**COUNTY OF SOLANO
STATE OF CALIFORNIA SCHEDULE 09
BUDGET UNIT FINANCING USES DETAIL
FOR THE FISCAL YEAR 2006-2007**

**Public Protection
Police Protection
253 - 4120 - SHERIFF ASSET SEIZURE**

FINANCING USES CLASSIFICATIONS APPROPRIATIONS AND REVENUES	2004-2005 ACTUALS	2005-2006 ACTUALS	2006-2007 CAO PROPOSED	2006-2007 FINAL ADOPTED
APPROPRIATIONS				
Services and Supplies	1,488	0	0	0
Other Charges	674	499	90	90
Other Financing Uses	0	31,829	0	0
TOTAL APPROPRIATIONS	\$ 2,162	\$ 32,328	\$ 90	\$ 90
REVENUES				
Revenue From Use of Money/Prop	2,247	3,422	2,261	2,261
Misc Revenue	68,969	0	0	0
TOTAL REVENUES	\$ 71,216	\$ 3,422	\$ 2,261	\$ 2,261
NET COUNTY COST	\$ (69,054)	\$ 28,906	\$ (2,171)	\$ (2,171)

**COUNTY OF SOLANO
STATE OF CALIFORNIA SCHEDULE 09
BUDGET UNIT FINANCING USES DETAIL
FOR THE FISCAL YEAR 2006-2007**

**Public Protection
Police Protection
900 - 6550 - SHERIFF**

FINANCING USES CLASSIFICATIONS APPROPRIATIONS AND REVENUES	2004-2005 ACTUALS	2005-2006 ACTUALS	2006-2007 CAO PROPOSED	2006-2007 FINAL ADOPTED
APPROPRIATIONS				
Salaries and Employee Benefits	41,169,572	44,750,988	47,156,160	47,315,366
Services and Supplies	15,536,326	16,844,611	19,072,483	19,076,111
Other Charges	2,530,924	3,484,210	4,970,602	4,970,602
F/A Equipment	31,015	1,213,992	546,115	711,115
Other Financing Uses	1,728,934	2,372,882	2,960,470	2,962,470
Intra-Fund Transfers	0	0	-163,337	-253,337
TOTAL APPROPRIATIONS	\$ 60,996,771	\$ 68,666,683	\$ 74,542,493	\$ 74,782,327
REVENUES				
Licenses, Permits & Franchise	1,119	1,567	950	950
Fines, Forfeitures, & Penalty	609,089	717,686	620,740	620,740
Revenue From Use of Money/Prop	-77,178	-154,538	-76,000	-76,000
Intergovernmental Rev State	22,463,304	23,873,593	23,814,505	23,814,505
Intergovernmental Rev Federal	23,266	261,776	235,413	332,413
Charges For Services	6,777,167	7,070,942	5,631,082	5,673,916
Misc Revenue	618,919	465,867	332,060	332,060
Other Financing Sources	423,101	1,585,326	1,076,378	1,076,378
General Fund Contribution	32,224,404	36,794,056	42,907,365	42,907,365
TOTAL REVENUES	\$ 63,063,191	\$ 70,616,275	\$ 74,542,493	\$ 74,682,327
NET COUNTY COST	\$ (2,066,420)	\$ (1,949,592)	\$ (0)	\$ 100,000

**COUNTY OF SOLANO
STATE OF CALIFORNIA SCHEDULE 09
BUDGET UNIT FINANCING USES DETAIL
FOR THE FISCAL YEAR 2006-2007**

**Public Protection
Detention & Correct
263 - 4130 - CJ FAC TEMP CONST FUND**

FINANCING USES CLASSIFICATIONS APPROPRIATIONS AND REVENUES	2004-2005 ACTUALS	2005-2006 ACTUALS	2006-2007 CAO PROPOSED	2006-2007 FINAL ADOPTED
APPROPRIATIONS				
Other Charges	9,202	8,943	5,208	5,208
Other Financing Uses	440,000	440,000	503,650	503,650
TOTAL APPROPRIATIONS	\$ 449,202	\$ 448,943	\$ 508,858	\$ 508,858
REVENUES				
Fines, Forfeitures, & Penalty	50,577	54,615	50,000	50,000
Revenue From Use of Money/Prop	2,731	11,119	14,500	14,500
Charges For Services	547,544	667,323	548,000	548,000
TOTAL REVENUES	\$ 600,852	\$ 733,057	\$ 612,500	\$ 612,500
NET COUNTY COST	\$ (151,649)	\$ (284,114)	\$ (103,642)	\$ (103,642)

**COUNTY OF SOLANO
STATE OF CALIFORNIA SCHEDULE 09
BUDGET UNIT FINANCING USES DETAIL
FOR THE FISCAL YEAR 2006-2007**

**Public Protection
Detention & Correct
264 - 4140 - CRTHSE TEMP CONST FUND**

FINANCING USES CLASSIFICATIONS APPROPRIATIONS AND REVENUES	2004-2005 ACTUALS	2005-2006 ACTUALS	2006-2007 CAO PROPOSED	2006-2007 FINAL ADOPTED
APPROPRIATIONS				
Other Charges	16,905	5,551	2,065	2,065
Other Financing Uses	440,000	500,000	728,814	728,814
TOTAL APPROPRIATIONS	\$ 456,905	\$ 505,551	\$ 730,879	\$ 730,879
REVENUES				
Fines, Forfeitures, & Penalty	50,653	54,615	50,000	50,000
Revenue From Use of Money/Prop	2,395	9,464	11,100	11,100
Charges For Services	549,948	668,635	548,000	548,000
TOTAL REVENUES	\$ 602,996	\$ 732,713	\$ 609,100	\$ 609,100
NET COUNTY COST	\$ (146,091)	\$ (227,162)	\$ 121,779	\$ 121,779

**COUNTY OF SOLANO
STATE OF CALIFORNIA SCHEDULE 09
BUDGET UNIT FINANCING USES DETAIL
FOR THE FISCAL YEAR 2006-2007**

**Public Protection
Detention & Correct
900 - 6650 - PROBATION**

FINANCING USES CLASSIFICATIONS APPROPRIATIONS AND REVENUES	2004-2005 ACTUALS	2005-2006 ACTUALS	2006-2007 CAO PROPOSED	2006-2007 FINAL ADOPTED
APPROPRIATIONS				
Salaries and Employee Benefits	16,469,493	18,101,113	18,949,428	18,949,428
Services and Supplies	5,488,273	5,374,813	6,023,253	6,023,253
Other Charges	2,872,767	2,968,225	7,706,734	7,706,734
F/A Equipment	22,296	8,389	57,172	57,172
Other Financing Uses	771,110	1,091,154	1,379,844	1,379,844
Intra-Fund Transfers	0	0	163,337	163,337
TOTAL APPROPRIATIONS	\$ 25,623,940	\$ 27,543,694	\$ 34,279,768	\$ 34,279,768
REVENUES				
Fines, Forfeitures, & Penalty	21,989	19,412	20,400	20,400
Revenue From Use of Money/Prop	7,435	-98,704	25,000	25,000
Intergovernmental Rev State	7,108,561	9,311,340	9,795,212	9,795,212
Intergovernmental Rev Federal	3,916,054	2,033,976	2,031,818	2,031,818
Charges For Services	688,168	815,486	651,900	651,900
Misc Revenue	596,476	536,130	443,710	443,710
Other Financing Sources	119,625	47,862	0	0
General Fund Contribution	18,304,744	16,736,399	21,311,728	21,311,728
Residual Equity Transfers	0	0	0	22,104
TOTAL REVENUES	\$ 30,763,052	\$ 29,401,901	\$ 34,279,768	\$ 34,301,872
NET COUNTY COST	\$ (5,139,112)	\$ (1,858,207)	\$ (1)	\$ (22,105)

**COUNTY OF SOLANO
STATE OF CALIFORNIA SCHEDULE 09
BUDGET UNIT FINANCING USES DETAIL
FOR THE FISCAL YEAR 2006-2007**

**Public Protection
Detention & Correct
035 - 8035 - JH REC HALL - WARD WLFRE FUND**

FINANCING USES CLASSIFICATIONS APPROPRIATIONS AND REVENUES	2004-2005 ACTUALS	2005-2006 ACTUALS	2006-2007 CAO PROPOSED	2006-2007 FINAL ADOPTED
APPROPRIATIONS				
Salaries and Employee Benefits	0	0	13,260	13,260
Services and Supplies	32,990	26,266	23,740	23,740
Other Charges	400	0	1,591	1,591
TOTAL APPROPRIATIONS	\$ 33,390	\$ 26,266	\$ 38,591	\$ 38,591
REVENUES				
Revenue From Use of Money/Prop	2,208	3,196	2,000	2,000
Charges For Services	0	17,666	0	0
Misc Revenue	25,012	22,535	25,000	25,000
TOTAL REVENUES	\$ 27,220	\$ 43,397	\$ 27,000	\$ 27,000
NET COUNTY COST	\$ 6,170	\$ (17,131)	\$ 11,591	\$ 11,591

**COUNTY OF SOLANO
STATE OF CALIFORNIA SCHEDULE 09
BUDGET UNIT FINANCING USES DETAIL
FOR THE FISCAL YEAR 2006-2007**

**Public Protection
Protection & Inspect
001 - 2830 - AGRICULTURAL COMMISSIONER**

FINANCING USES CLASSIFICATIONS APPROPRIATIONS AND REVENUES	2004-2005 ACTUALS	2005-2006 ACTUALS	2006-2007 CAO PROPOSED	2006-2007 FINAL ADOPTED
APPROPRIATIONS				
Salaries and Employee Benefits	1,590,914	1,794,997	1,940,905	1,940,905
Services and Supplies	699,154	508,574	969,152	969,152
Other Charges	93,329	46,072	140,587	140,587
F/A Equipment	0	25,288	0	0
Other Financing Uses	60,460	53,855	82,668	82,668
TOTAL APPROPRIATIONS	\$ 2,443,857	\$ 2,428,786	\$ 3,133,312	\$ 3,133,312
REVENUES				
Licenses, Permits & Franchise	104,385	100,824	166,500	166,500
Fines, Forfeitures, & Penalty	4,103	1,851	2,500	2,500
Intergovernmental Rev State	1,458,267	1,175,435	1,643,860	1,643,860
Charges For Services	105,932	157,578	133,228	133,228
Misc Revenue	1,967	231	30,000	30,000
TOTAL REVENUES	\$ 1,674,655	\$ 1,435,919	\$ 1,976,088	\$ 1,976,088
NET COUNTY COST	\$ 769,202	\$ 992,867	\$ 1,157,224	\$ 1,157,224

**COUNTY OF SOLANO
STATE OF CALIFORNIA SCHEDULE 09
BUDGET UNIT FINANCING USES DETAIL
FOR THE FISCAL YEAR 2006-2007**

**Public Protection
Protection & Inspect
001 - 2850 - ANIMAL CARE SERVICES**

FINANCING USES CLASSIFICATIONS APPROPRIATIONS AND REVENUES	2004-2005 ACTUALS	2005-2006 ACTUALS	2006-2007 CAO PROPOSED	2006-2007 FINAL ADOPTED
APPROPRIATIONS				
Salaries and Employee Benefits	888,843	1,025,160	1,090,622	1,090,622
Services and Supplies	531,146	696,724	527,137	628,537
Other Charges	412,679	337,122	248,738	248,738
F/A Equipment	0	6,730	0	0
Other Financing Uses	30,145	26,378	123,082	123,082
TOTAL APPROPRIATIONS	\$ 1,862,813	\$ 2,092,113	\$ 1,989,579	\$ 2,090,979
REVENUES				
Licenses, Permits & Franchise	351,084	221,215	10,470	10,470
Intergovernmental Rev State	2,550	69,769	0	0
Intergovernmental Rev Federal	25,000	0	0	0
Intergovernmental Rev Other	0	309,823	1,062,246	1,062,246
Charges For Services	126,741	120,817	115,000	115,000
Misc Revenue	99,497	95,622	100,000	100,000
Other Financing Sources	0	210	0	0
TOTAL REVENUES	\$ 604,872	\$ 817,455	\$ 1,287,716	\$ 1,287,716
NET COUNTY COST	\$ 1,257,941	\$ 1,274,657	\$ 701,863	\$ 803,263

**COUNTY OF SOLANO
STATE OF CALIFORNIA SCHEDULE 09
BUDGET UNIT FINANCING USES DETAIL
FOR THE FISCAL YEAR 2006-2007**

**Public Protection
Other Protection
150 - 1510 - HOUSING AUTH OF SOLANO COUNTY**

FINANCING USES CLASSIFICATIONS APPROPRIATIONS AND REVENUES	2004-2005 ACTUALS	2005-2006 ACTUALS	2006-2007 CAO PROPOSED	2006-2007 FINAL ADOPTED
APPROPRIATIONS				
Services and Supplies	2,290,169	2,259,223	2,246,142	2,246,142
TOTAL APPROPRIATIONS	\$ 2,290,169	\$ 2,259,223	\$ 2,246,142	\$ 2,246,142
REVENUES				
Intergovernmental Rev Federal	2,290,169	2,259,223	2,246,142	2,246,142
TOTAL REVENUES	\$ 2,290,169	\$ 2,259,223	\$ 2,246,142	\$ 2,246,142
NET COUNTY COST	\$ 0	\$ 0	\$ 0	\$ 0

**COUNTY OF SOLANO
STATE OF CALIFORNIA SCHEDULE 09
BUDGET UNIT FINANCING USES DETAIL
FOR THE FISCAL YEAR 2006-2007**

**Public Protection
Other Protection
238 - 2380 - SE VALLEJO REDEVELOPMENT**

FINANCING USES CLASSIFICATIONS APPROPRIATIONS AND REVENUES	2004-2005 ACTUALS	2005-2006 ACTUALS	2006-2007 CAO PROPOSED	2006-2007 FINAL ADOPTED
APPROPRIATIONS				
Services and Supplies	0	0	10,000	10,000
Other Financing Uses	716,971	1,797,155	1,380,000	1,380,000
TOTAL APPROPRIATIONS	\$ 716,971	\$ 1,797,155	\$ 1,390,000	\$ 1,390,000
REVENUES				
Revenue From Use of Money/Prop	167,631	134,012	90,000	90,000
TOTAL REVENUES	\$ 167,631	\$ 134,012	\$ 90,000	\$ 90,000
NET COUNTY COST	\$ 549,340	\$ 1,663,144	\$ 1,300,000	\$ 1,300,000

**COUNTY OF SOLANO
STATE OF CALIFORNIA SCHEDULE 09
BUDGET UNIT FINANCING USES DETAIL
FOR THE FISCAL YEAR 2006-2007**

**Public Protection
Other Protection
001 - 2909 - RECORDER**

FINANCING USES CLASSIFICATIONS APPROPRIATIONS AND REVENUES	2004-2005 ACTUALS	2005-2006 ACTUALS	2006-2007 CAO PROPOSED	2006-2007 FINAL ADOPTED
APPROPRIATIONS				
Salaries and Employee Benefits	1,159,620	1,191,354	1,360,964	1,360,964
Services and Supplies	601,252	566,748	1,330,397	1,330,397
Other Charges	205,638	262,657	173,822	173,822
F/A Equipment	15,926	18,922	7,000	7,000
Other Financing Uses	45,497	196,071	265,806	265,806
Intra-Fund Transfers	181,783	142,000	193,000	193,000
TOTAL APPROPRIATIONS	\$ 2,209,716	\$ 2,377,751	\$ 3,330,989	\$ 3,330,989
REVENUES				
Charges For Services	2,251,279	2,101,998	2,135,000	2,135,000
Misc Revenue	41,708	45,660	40,590	40,590
Other Financing Sources	287,299	467,360	1,178,995	1,178,995
TOTAL REVENUES	\$ 2,580,286	\$ 2,615,018	\$ 3,354,585	\$ 3,354,585
NET COUNTY COST	\$ (370,570)	\$ (237,266)	\$ (23,596)	\$ (23,596)

**COUNTY OF SOLANO
STATE OF CALIFORNIA SCHEDULE 09
BUDGET UNIT FINANCING USES DETAIL
FOR THE FISCAL YEAR 2006-2007**

**Public Protection
Other Protection
001 - 2910 - ENVIRONMENTAL MANAGEMENT**

FINANCING USES CLASSIFICATIONS APPROPRIATIONS AND REVENUES	2004-2005 ACTUALS	2005-2006 ACTUALS	2006-2007 CAO PROPOSED	2006-2007 FINAL ADOPTED
APPROPRIATIONS				
Salaries and Employee Benefits	4,512,280	4,763,163	5,601,404	5,601,404
Services and Supplies	1,886,535	2,353,242	2,498,331	2,773,852
Other Charges	495,531	628,451	832,975	832,975
Other Financing Uses	194,178	378,184	574,688	574,688
TOTAL APPROPRIATIONS	\$ 7,088,524	\$ 8,123,039	\$ 9,507,398	\$ 9,782,919
REVENUES				
Licenses, Permits & Franchise	3,860,695	5,134,721	4,629,529	4,719,129
Fines, Forfeitures, & Penalty	19,770	1,000	0	0
Intergovernmental Rev State	317,625	325,940	340,500	340,500
Intergovernmental Rev Federal	127,646	97,933	0	39,921
Intergovernmental Rev Other	0	55,646	0	0
Charges For Services	1,199,756	1,130,821	964,537	1,063,787
Misc Revenue	54,364	84,697	83,100	83,100
Other Financing Sources	179,990	239,294	228,515	228,515
TOTAL REVENUES	\$ 5,759,846	\$ 7,070,053	\$ 6,246,181	\$ 6,474,952
NET COUNTY COST	\$ 1,328,678	\$ 1,052,987	\$ 3,261,217	\$ 3,307,967

**COUNTY OF SOLANO
STATE OF CALIFORNIA SCHEDULE 09
BUDGET UNIT FINANCING USES DETAIL
FOR THE FISCAL YEAR 2006-2007**

**Public Protection
Other Protection
001 - 2930 - LAFCO**

FINANCING USES CLASSIFICATIONS APPROPRIATIONS AND REVENUES	2004-2005 ACTUALS	2005-2006 ACTUALS	2006-2007 CAO PROPOSED	2006-2007 FINAL ADOPTED
APPROPRIATIONS				
Salaries and Employee Benefits	183,245	230,190	211,964	211,964
Services and Supplies	140,120	199,198	172,815	172,815
Other Charges	2,940	4,589	10,830	10,830
Other Financing Uses	7,912	7,327	10,479	10,479
TOTAL APPROPRIATIONS	\$ 334,217	\$ 441,304	\$ 406,088	\$ 406,088
REVENUES				
Charges For Services	194,097	242,106	233,273	233,273
TOTAL REVENUES	\$ 194,097	\$ 242,106	\$ 233,273	\$ 233,273
NET COUNTY COST	\$ 140,120	\$ 199,198	\$ 172,815	\$ 172,815

**COUNTY OF SOLANO
STATE OF CALIFORNIA SCHEDULE 09
BUDGET UNIT FINANCING USES DETAIL
FOR THE FISCAL YEAR 2006-2007**

**Public Protection
Other Protection
012 - 2950 - FISH & WILDLIFE PROPAGATION**

FINANCING USES CLASSIFICATIONS APPROPRIATIONS AND REVENUES	2004-2005 ACTUALS	2005-2006 ACTUALS	2006-2007 CAO PROPOSED	2006-2007 FINAL ADOPTED
APPROPRIATIONS				
Services and Supplies	71	94	150	150
Other Charges	14,016	12,020	20,125	20,125
TOTAL APPROPRIATIONS	\$ 14,087	\$ 12,114	\$ 20,275	\$ 20,275
REVENUES				
Fines, Forfeitures, & Penalty	9,190	980,017	7,000	7,000
Revenue From Use of Money/Prop	318	21,254	28,000	28,000
Charges For Services	0	0	313	313
Misc Revenue	250	0	0	0
TOTAL REVENUES	\$ 9,758	\$ 1,001,271	\$ 35,313	\$ 35,313
NET COUNTY COST	\$ 4,329	\$ (989,157)	\$ (15,038)	\$ (15,038)

**COUNTY OF SOLANO
STATE OF CALIFORNIA SCHEDULE 09
BUDGET UNIT FINANCING USES DETAIL
FOR THE FISCAL YEAR 2006-2007**

**Public Protection
Other Protection
215 - 4000 - RECORDER/MICROGRAPHIC**

FINANCING USES CLASSIFICATIONS APPROPRIATIONS AND REVENUES	2004-2005 ACTUALS	2005-2006 ACTUALS	2006-2007 CAO PROPOSED	2006-2007 FINAL ADOPTED
APPROPRIATIONS				
Other Financing Uses	287,299	467,360	1,178,995	1,178,995
TOTAL APPROPRIATIONS	\$ 287,299	\$ 467,360	\$ 1,178,995	\$ 1,178,995
REVENUES				
Revenue From Use of Money/Prop	111,184	202,279	202,500	202,500
Charges For Services	1,470,472	1,391,039	1,428,000	1,428,000
TOTAL REVENUES	\$ 1,581,656	\$ 1,593,318	\$ 1,630,500	\$ 1,630,500
NET COUNTY COST	\$ (1,294,357)	\$ (1,125,958)	\$ (451,505)	\$ (451,505)

**COUNTY OF SOLANO
STATE OF CALIFORNIA SCHEDULE 09
BUDGET UNIT FINANCING USES DETAIL
FOR THE FISCAL YEAR 2006-2007**

**Public Protection
Other Protection
120 - 8220 - HOMEACRES LOAN PROGRAM**

FINANCING USES CLASSIFICATIONS APPROPRIATIONS AND REVENUES	2004-2005 ACTUALS	2005-2006 ACTUALS	2006-2007 CAO PROPOSED	2006-2007 FINAL ADOPTED
APPROPRIATIONS				
Services and Supplies	9,810	9,494	23,938	23,938
Other Charges	28,489	637	0	0
TOTAL APPROPRIATIONS	\$ 38,300	\$ 10,131	\$ 23,938	\$ 23,938
REVENUES				
Revenue From Use of Money/Prop	34,390	34,092	25,000	25,000
Charges For Services	0	0	572	572
Misc Revenue	0	20,786	0	0
TOTAL REVENUES	\$ 34,390	\$ 54,878	\$ 25,572	\$ 25,572
NET COUNTY COST	\$ 3,910	\$ (44,747)	\$ (1,634)	\$ (1,634)

**COUNTY OF SOLANO
STATE OF CALIFORNIA SCHEDULE 09
BUDGET UNIT FINANCING USES DETAIL
FOR THE FISCAL YEAR 2006-2007**

**Public Ways & Fac
Public Ways
101 - 3010 - TRANSPORTATION DEPARTMENT**

FINANCING USES CLASSIFICATIONS APPROPRIATIONS AND REVENUES	2004-2005 ACTUALS	2005-2006 ACTUALS	2006-2007 CAO PROPOSED	2006-2007 FINAL ADOPTED
APPROPRIATIONS				
Salaries and Employee Benefits	5,178,117	5,525,574	6,073,269	6,073,269
Services and Supplies	4,333,339	5,445,028	10,737,420	10,737,420
Other Charges	320,095	480,702	515,664	515,664
F/A Land	0	710,615	0	0
F/A Infrastructure	246,855	2,256,739	0	0
F/A Bldgs and Imprmts	1,447,801	212,816	0	0
F/A Equipment	90,714	378,013	0	0
Other Financing Uses	396,617	594,305	729,687	729,687
TOTAL APPROPRIATIONS	\$ 12,013,537	\$ 15,603,792	\$ 18,056,040	\$ 18,056,040
REVENUES				
Taxes	1,153,754	1,331,366	1,190,875	1,190,875
Licenses, Permits & Franchise	93,303	230,596	252,900	252,900
Fines, Forfeitures, & Penalty	1,746	0	0	0
Revenue From Use of Money/Prop	124,105	160,848	100,210	100,210
Intergovernmental Rev State	6,481,324	7,911,948	6,796,567	6,796,567
Intergovernmental Rev Federal	1,727,669	2,335,857	5,559,000	5,559,000
Intergovernmental Rev Other	12,510	0	255,000	255,000
Charges For Services	1,519,372	1,669,931	1,290,000	1,290,000
Misc Revenue	185,258	1,924	2,000	2,000
Other Financing Sources	735,352	2,034,616	1,613,685	1,613,685
TOTAL REVENUES	\$ 12,034,392	\$ 15,677,087	\$ 17,060,237	\$ 17,060,237
NET COUNTY COST	\$ (20,856)	\$ (73,295)	\$ 995,803	\$ 995,803

**COUNTY OF SOLANO
STATE OF CALIFORNIA SCHEDULE 09
BUDGET UNIT FINANCING USES DETAIL
FOR THE FISCAL YEAR 2006-2007**

Public Ways & Fac
Public Ways
278 - 3020 - PUBLIC WORKS IMPROVEMENT

FINANCING USES CLASSIFICATIONS APPROPRIATIONS AND REVENUES	2004-2005 ACTUALS	2005-2006 ACTUALS	2006-2007 CAO PROPOSED	2006-2007 FINAL ADOPTED
APPROPRIATIONS				
Services and Supplies	12,664	21,427	320,000	320,000
TOTAL APPROPRIATIONS	\$ 12,664	\$ 21,427	\$ 320,000	\$ 320,000
REVENUES				
Revenue From Use of Money/Prop	11,437	19,444	3,000	3,000
Misc Revenue	136,282	102,086	68,000	68,000
TOTAL REVENUES	\$ 147,719	\$ 121,530	\$ 71,000	\$ 71,000
NET COUNTY COST	\$ (135,055)	\$ (100,103)	\$ 249,000	\$ 249,000

**COUNTY OF SOLANO
STATE OF CALIFORNIA SCHEDULE 09
BUDGET UNIT FINANCING USES DETAIL
FOR THE FISCAL YEAR 2006-2007**

Health & Sanitation

Health

152 - 1520 - IN HOME SUPP SVCS-PUBLIC

FINANCING USES CLASSIFICATIONS APPROPRIATIONS AND REVENUES	2004-2005 ACTUALS	2005-2006 ACTUALS	2006-2007 CAO PROPOSED	2006-2007 FINAL ADOPTED
APPROPRIATIONS				
Other Charges	1,714,270	1,874,120	1,960,115	1,960,115
Other Financing Uses	554,733	664,245	738,895	738,895
TOTAL APPROPRIATIONS	\$ 2,269,003	\$ 2,538,365	\$ 2,699,010	\$ 2,699,010
REVENUES				
Intergovernmental Rev State	914,460	1,014,739	953,111	837,853
Intergovernmental Rev Federal	904,724	1,274,974	1,249,090	1,133,832
General Fund Contribution	459,313	478,851	505,644	505,644
TOTAL REVENUES	\$ 2,278,497	\$ 2,768,564	\$ 2,707,845	\$ 2,477,329
NET COUNTY COST	\$ (9,494)	\$ (230,200)	\$ (8,835)	\$ 221,681

**COUNTY OF SOLANO
STATE OF CALIFORNIA SCHEDULE 09
BUDGET UNIT FINANCING USES DETAIL
FOR THE FISCAL YEAR 2006-2007**

**Health & Sanitation
Health
153 - 1530 - FIRST 5 SOLANO**

FINANCING USES CLASSIFICATIONS APPROPRIATIONS AND REVENUES	2004-2005 ACTUALS	2005-2006 ACTUALS	2006-2007 CAO PROPOSED	2006-2007 FINAL ADOPTED
APPROPRIATIONS				
Salaries and Employee Benefits	515,856	616,623	713,017	713,017
Services and Supplies	1,069,270	577,909	653,048	653,048
Other Charges	4,759,214	4,056,245	4,960,756	5,120,288
Other Financing Uses	20,473	19,755	34,013	34,013
TOTAL APPROPRIATIONS	\$ 6,364,812	\$ 5,270,533	\$ 6,360,834	\$ 6,520,366
REVENUES				
Revenue From Use of Money/Prop	462,425	678,928	475,000	475,000
Intergovernmental Rev State	5,328,218	5,077,603	4,641,825	4,641,825
Intergovernmental Rev Federal	487,086	221,002	482,000	482,000
Charges For Services	40,154	0	0	0
Misc Revenue	20,518	90,984	29,000	29,000
Other Financing Sources	151,000	0	0	0
TOTAL REVENUES	\$ 6,489,400	\$ 6,068,517	\$ 5,627,825	\$ 5,627,825
NET COUNTY COST	\$ (124,588)	\$ (797,985)	\$ 733,009	\$ 892,541

**COUNTY OF SOLANO
STATE OF CALIFORNIA SCHEDULE 09
BUDGET UNIT FINANCING USES DETAIL
FOR THE FISCAL YEAR 2006-2007**

**Health & Sanitation
Health
020 - 2000 - TOBACCO SETTLEMENT**

FINANCING USES CLASSIFICATIONS APPROPRIATIONS AND REVENUES	2004-2005 ACTUALS	2005-2006 ACTUALS	2006-2007 CAO PROPOSED	2006-2007 FINAL ADOPTED
APPROPRIATIONS				
Services and Supplies	66,300	41,501	0	0
Other Financing Uses	2,359,549	2,355,264	2,216,557	2,216,557
TOTAL APPROPRIATIONS	\$ 2,425,849	\$ 2,396,765	\$ 2,216,557	\$ 2,216,557
REVENUES				
Revenue From Use of Money/Prop	1,886,211	1,938,905	1,878,657	1,878,657
Misc Revenue	0	473,983	0	0
TOTAL REVENUES	\$ 1,886,211	\$ 2,412,888	\$ 1,878,657	\$ 1,878,657
NET COUNTY COST	\$ 539,638	\$ (16,123)	\$ 337,900	\$ 337,900

**COUNTY OF SOLANO
STATE OF CALIFORNIA SCHEDULE 09
BUDGET UNIT FINANCING USES DETAIL
FOR THE FISCAL YEAR 2006-2007**

**Health & Sanitation
Health
239 - 2390 - TOBACCO SETTLEMENT**

FINANCING USES CLASSIFICATIONS APPROPRIATIONS AND REVENUES	2004-2005 ACTUALS	2005-2006 ACTUALS	2006-2007 CAO PROPOSED	2006-2007 FINAL ADOPTED
APPROPRIATIONS				
Services and Supplies	1,000	1,000	66,231	66,231
Other Charges	600,000	0	0	0
Other Financing Uses	4,756,450	2,546,091	3,895,000	3,895,000
TOTAL APPROPRIATIONS	\$ 5,357,450	\$ 2,547,091	\$ 3,961,231	\$ 3,961,231
REVENUES				
Revenue From Use of Money/Prop	131,616	130,330	54,052	54,052
Other Financing Sources	2,359,549	2,355,264	2,216,557	2,216,557
TOTAL REVENUES	\$ 2,491,165	\$ 2,485,594	\$ 2,270,609	\$ 2,270,609
NET COUNTY COST	\$ 2,866,285	\$ 61,497	\$ 1,690,622	\$ 1,690,622

**COUNTY OF SOLANO
STATE OF CALIFORNIA SCHEDULE 09
BUDGET UNIT FINANCING USES DETAIL
FOR THE FISCAL YEAR 2006-2007**

**Health & Sanitation
Health
902 - 7550 - PUBLIC GUARDIAN**

FINANCING USES CLASSIFICATIONS APPROPRIATIONS AND REVENUES	2004-2005 ACTUALS	2005-2006 ACTUALS	2006-2007 CAO PROPOSED	2006-2007 FINAL ADOPTED
APPROPRIATIONS				
Salaries and Employee Benefits	700,702	771,667	1,000,119	1,000,119
Services and Supplies	279,985	254,934	293,375	293,375
Other Charges	293,586	190,481	124,903	124,903
Other Financing Uses	26,118	24,226	43,652	43,652
Intra-Fund Transfers	124,156	119,023	82,453	82,453
TOTAL APPROPRIATIONS	\$ 1,424,546	\$ 1,360,332	\$ 1,544,502	\$ 1,544,502
REVENUES				
Intergovernmental Rev State	0	193	0	0
Intergovernmental Rev Federal	122,480	19,068	0	0
Charges For Services	140,538	182,062	181,312	181,312
General Fund Contribution	1,096,912	1,096,812	1,363,190	1,363,190
TOTAL REVENUES	\$ 1,359,930	\$ 1,298,134	\$ 1,544,502	\$ 1,544,502
NET COUNTY COST	\$ 64,617	\$ 62,198	\$ 0	\$ 0

**COUNTY OF SOLANO
STATE OF CALIFORNIA SCHEDULE 09
BUDGET UNIT FINANCING USES DETAIL
FOR THE FISCAL YEAR 2006-2007**

**Health & Sanitation
Health
902 - 7560 - SUBSTANCE ABUSE DIVISION**

FINANCING USES CLASSIFICATIONS APPROPRIATIONS AND REVENUES	2004-2005 ACTUALS	2005-2006 ACTUALS	2006-2007 CAO PROPOSED	2006-2007 FINAL ADOPTED
APPROPRIATIONS				
Salaries and Employee Benefits	1,884,447	2,039,619	2,284,080	2,284,080
Services and Supplies	598,344	349,224	502,795	502,795
Other Charges	2,953,120	3,009,834	3,283,978	3,366,978
Other Financing Uses	124,848	102,546	145,561	145,561
Intra-Fund Transfers	-252,135	-203,763	-304,295	-387,295
TOTAL APPROPRIATIONS	\$ 5,308,623	\$ 5,297,460	\$ 5,912,119	\$ 5,912,119
REVENUES				
Fines, Forfeitures, & Penalty	379,989	375,789	359,000	359,000
Intergovernmental Rev State	1,148,439	873,027	1,028,837	1,028,837
Intergovernmental Rev Federal	2,917,003	2,747,284	3,411,254	3,411,254
Charges For Services	39,485	39,055	45,000	45,000
Misc Revenue	15,292	12	0	0
Other Financing Sources	396,779	387,348	384,862	384,862
General Fund Contribution	512,342	682,072	682,072	682,072
TOTAL REVENUES	\$ 5,409,329	\$ 5,104,588	\$ 5,911,025	\$ 5,911,025
NET COUNTY COST	\$ (100,706)	\$ 192,873	\$ 1,094	\$ 1,094

**COUNTY OF SOLANO
STATE OF CALIFORNIA SCHEDULE 09
BUDGET UNIT FINANCING USES DETAIL
FOR THE FISCAL YEAR 2006-2007**

**Health & Sanitation
Health
902 - 7580 - FAMILY HEALTH SERVICES**

FINANCING USES CLASSIFICATIONS APPROPRIATIONS AND REVENUES	2004-2005 ACTUALS	2005-2006 ACTUALS	2006-2007 CAO PROPOSED	2006-2007 FINAL ADOPTED
APPROPRIATIONS				
Salaries and Employee Benefits	4,147,124	5,215,976	6,688,847	6,688,847
Services and Supplies	815,456	1,478,529	1,769,282	1,769,282
Other Charges	357,985	241,205	246,224	246,224
Other Financing Uses	257,644	237,496	414,781	414,781
Intra-Fund Transfers	876,750	1,542,638	1,328,430	1,328,430
TOTAL APPROPRIATIONS	\$ 6,454,959	\$ 8,715,843	\$ 10,447,564	\$ 10,447,564
REVENUES				
Intergovernmental Rev State	3,616,039	3,670,642	3,670,642	3,670,642
Intergovernmental Rev Federal	499,842	739,088	950,000	950,000
Intergovernmental Rev Other	1,857	0	0	0
Charges For Services	2,096,852	3,788,849	4,961,624	4,961,624
Misc Revenue	12,870	105	180,000	180,000
Other Financing Sources	171,353	0	0	0
General Fund Contribution	223,456	681,051	681,051	681,051
TOTAL REVENUES	\$ 6,622,268	\$ 8,879,735	\$ 10,443,317	\$ 10,443,317
NET COUNTY COST	\$ (167,309)	\$ (163,891)	\$ 4,247	\$ 4,247

**COUNTY OF SOLANO
STATE OF CALIFORNIA SCHEDULE 09
BUDGET UNIT FINANCING USES DETAIL
FOR THE FISCAL YEAR 2006-2007**

**Health & Sanitation
Health
902 - 7598 - MENTAL HEALTH MGD CARE**

FINANCING USES CLASSIFICATIONS APPROPRIATIONS AND REVENUES	2004-2005 ACTUALS	2005-2006 ACTUALS	2006-2007 CAO PROPOSED	2006-2007 FINAL ADOPTED
APPROPRIATIONS				
Salaries and Employee Benefits	763,199	828,649	881,791	881,791
Services and Supplies	24,808	24,581	77,441	77,441
Other Charges	3,240,361	3,221,670	3,028,242	3,028,242
Other Financing Uses	35,727	33,004	47,766	47,766
Intra-Fund Transfers	379,835	418,742	443,921	443,921
TOTAL APPROPRIATIONS	\$ 4,443,930	\$ 4,526,646	\$ 4,479,161	\$ 4,479,161
REVENUES				
Charges For Services	4,170,107	3,763,969	4,284,111	4,284,111
Misc Revenue	137,550	160,950	195,050	195,050
TOTAL REVENUES	\$ 4,307,657	\$ 3,924,919	\$ 4,479,161	\$ 4,479,161
NET COUNTY COST	\$ 136,273	\$ 601,727	\$ 0	\$ 0

**COUNTY OF SOLANO
STATE OF CALIFORNIA SCHEDULE 09
BUDGET UNIT FINANCING USES DETAIL
FOR THE FISCAL YEAR 2006-2007**

**Health & Sanitation
Health
902 - 7599 - MEDICAL SERVICES**

FINANCING USES CLASSIFICATIONS APPROPRIATIONS AND REVENUES	2004-2005 ACTUALS	2005-2006 ACTUALS	2006-2007 CAO PROPOSED	2006-2007 FINAL ADOPTED
APPROPRIATIONS				
Services and Supplies	543,227	605,408	475,000	475,000
Other Charges	21,187,824	11,813,503	8,406,596	8,406,596
Intra-Fund Transfers	-721,804	34,767	40,878	40,878
TOTAL APPROPRIATIONS	\$ 21,009,247	\$ 12,453,678	\$ 8,922,474	\$ 8,922,474
REVENUES				
Fines, Forfeitures, & Penalty	627,726	673,614	525,000	525,000
Intergovernmental Rev State	7,598,317	7,748,348	7,187,005	7,187,005
Intergovernmental Rev Other	10,530,439	2,425,331	0	0
Charges For Services	0	26,720	0	0
Other Financing Sources	909,000	322,720	395,000	395,000
General Fund Contribution	815,165	1,203,325	815,469	815,469
TOTAL REVENUES	\$ 20,480,646	\$ 12,400,058	\$ 8,922,474	\$ 8,922,474
NET COUNTY COST	\$ 528,601	\$ 53,620	\$ 0	\$ 0

**COUNTY OF SOLANO
STATE OF CALIFORNIA SCHEDULE 09
BUDGET UNIT FINANCING USES DETAIL
FOR THE FISCAL YEAR 2006-2007**

Health & Sanitation

Health

902 - 7690 - IN-HOME SUPPORTIVE SERVICES

FINANCING USES CLASSIFICATIONS APPROPRIATIONS AND REVENUES	2004-2005 ACTUALS	2005-2006 ACTUALS	2006-2007 CAO PROPOSED	2006-2007 FINAL ADOPTED
APPROPRIATIONS				
Salaries and Employee Benefits	339,537	436,012	502,729	502,729
Services and Supplies	119,571	132,141	158,191	158,191
Other Charges	20,548	16,971	5,693	5,693
Other Financing Uses	13,823	14,513	24,838	24,838
Intra-Fund Transfers	62,325	64,857	48,462	48,462
TOTAL APPROPRIATIONS	\$ 555,803	\$ 664,494	\$ 739,913	\$ 739,913
REVENUES				
Other Financing Sources	554,733	664,245	738,895	738,895
TOTAL REVENUES	\$ 554,733	\$ 664,245	\$ 738,895	\$ 738,895
NET COUNTY COST	\$ 1,070	\$ 250	\$ 1,018	\$ 1,018

**COUNTY OF SOLANO
STATE OF CALIFORNIA SCHEDULE 09
BUDGET UNIT FINANCING USES DETAIL
FOR THE FISCAL YEAR 2006-2007**

**Health & Sanitation
Health
902 - 7700 - MENTAL HEALTH DIVISION**

FINANCING USES CLASSIFICATIONS APPROPRIATIONS AND REVENUES	2004-2005 ACTUALS	2005-2006 ACTUALS	2006-2007 CAO PROPOSED	2006-2007 FINAL ADOPTED
APPROPRIATIONS				
Salaries and Employee Benefits	17,547,776	18,466,406	23,077,537	23,077,537
Services and Supplies	2,165,860	2,406,162	3,776,885	3,776,885
Other Charges	12,786,499	14,744,073	15,143,882	15,743,882
Other Financing Uses	975,741	796,493	1,322,154	1,322,154
Intra-Fund Transfers	3,198,492	2,892,602	2,090,788	2,090,788
TOTAL APPROPRIATIONS	\$ 36,674,368	\$ 39,305,736	\$ 45,411,247	\$ 46,011,247
REVENUES				
Revenue From Use of Money/Prop	205,946	181,972	201,750	201,750
Intergovernmental Rev State	21,898,418	26,905,472	31,247,448	31,547,448
Intergovernmental Rev Federal	366,069	227,516	59,612	59,612
Charges For Services	6,427,678	4,869,172	4,905,034	5,175,034
Misc Revenue	654,859	150,841	1,500,113	1,520,113
General Fund Contribution	6,235,288	2,513,072	7,526,487	7,536,487
TOTAL REVENUES	\$ 35,788,259	\$ 34,848,045	\$ 45,440,444	\$ 46,040,444
NET COUNTY COST	\$ 886,109	\$ 4,457,691	\$ (29,197)	\$ (29,197)

**COUNTY OF SOLANO
STATE OF CALIFORNIA SCHEDULE 09
BUDGET UNIT FINANCING USES DETAIL
FOR THE FISCAL YEAR 2006-2007**

**Health & Sanitation
Health
902 - 7800 - PUBLIC HEALTH DIVISION**

FINANCING USES CLASSIFICATIONS APPROPRIATIONS AND REVENUES	2004-2005 ACTUALS	2005-2006 ACTUALS	2006-2007 CAO PROPOSED	2006-2007 FINAL ADOPTED
APPROPRIATIONS				
Salaries and Employee Benefits	11,395,649	12,243,077	13,276,238	13,488,804
Services and Supplies	2,181,057	2,578,090	3,798,116	4,149,589
Other Charges	2,916,593	3,378,173	4,345,095	4,245,760
F/A Equipment	0	17,742	0	0
Other Financing Uses	707,796	569,287	756,382	764,158
Intra-Fund Transfers	3,508,722	2,600,607	2,200,792	2,283,792
TOTAL APPROPRIATIONS	\$ 20,709,817	\$ 21,386,976	\$ 24,376,623	\$ 24,932,103
REVENUES				
Licenses, Permits & Franchise	374,349	375,455	375,313	375,313
Fines, Forfeitures, & Penalty	129,283	104,354	110,000	110,000
Revenue From Use of Money/Prop	28,812	20,178	20,000	20,000
Intergovernmental Rev State	13,359,507	13,226,855	14,182,961	14,602,285
Intergovernmental Rev Federal	1,700,824	2,063,436	1,882,509	1,942,529
Intergovernmental Rev Other	56,666	165,519	381,979	381,979
Charges For Services	772,171	589,721	618,158	663,158
Misc Revenue	633,216	1,025,507	1,944,662	1,975,798
Other Financing Sources	3,656,392	2,223,371	3,500,000	3,500,000
General Fund Contribution	0	954,888	1,354,888	1,354,888
TOTAL REVENUES	\$ 20,711,219	\$ 20,749,285	\$ 24,370,470	\$ 24,925,950
NET COUNTY COST	\$ (1,402)	\$ 637,692	\$ 6,153	\$ 6,153

**COUNTY OF SOLANO
STATE OF CALIFORNIA SCHEDULE 09
BUDGET UNIT FINANCING USES DETAIL
FOR THE FISCAL YEAR 2006-2007**

**Health & Sanitation
Health
359 - 7945 - RURAL HEALTH SERVICES 03/04**

FINANCING USES CLASSIFICATIONS APPROPRIATIONS AND REVENUES	2004-2005 ACTUALS	2005-2006 ACTUALS	2006-2007 CAO PROPOSED	2006-2007 FINAL ADOPTED
APPROPRIATIONS				
Other Charges	42,683	0	0	0
TOTAL APPROPRIATIONS	\$ 42,683	\$ 0	\$ 0	\$ 0
REVENUES				
Revenue From Use of Money/Prop	3,112	0	0	0
Intergovernmental Rev State	39,540	0	0	0
Charges For Services	363	0	0	0
TOTAL REVENUES	\$ 43,015	\$ 0	\$ 0	\$ 0
NET COUNTY COST	\$ (333)	\$ 0	\$ 0	\$ 0

**COUNTY OF SOLANO
STATE OF CALIFORNIA SCHEDULE 09
BUDGET UNIT FINANCING USES DETAIL
FOR THE FISCAL YEAR 2006-2007**

**Health & Sanitation
Health
359 - 7960 - RURAL HEALTH SERVICES 04/05**

FINANCING USES CLASSIFICATIONS APPROPRIATIONS AND REVENUES	2004-2005 ACTUALS	2005-2006 ACTUALS	2006-2007 CAO PROPOSED	2006-2007 FINAL ADOPTED
APPROPRIATIONS				
Other Charges	115,145	106,505	0	0
TOTAL APPROPRIATIONS	\$ 115,145	\$ 106,505	\$ 0	\$ 0
REVENUES				
Revenue From Use of Money/Prop	594	552	0	0
Intergovernmental Rev State	114,430	104,525	0	0
Charges For Services	121	1,428	0	0
TOTAL REVENUES	\$ 115,145	\$ 106,505	\$ 0	\$ 0
NET COUNTY COST	\$ 0	\$ 0	\$ 0	\$ 0

**COUNTY OF SOLANO
STATE OF CALIFORNIA SCHEDULE 09
BUDGET UNIT FINANCING USES DETAIL
FOR THE FISCAL YEAR 2006-2007**

Health & Sanitation

Health

359 - 7965 - RURAL HEALTH SERVICES 05/06

FINANCING USES CLASSIFICATIONS APPROPRIATIONS AND REVENUES	2004-2005 ACTUALS	2005-2006 ACTUALS	2006-2007 CAO PROPOSED	2006-2007 FINAL ADOPTED
APPROPRIATIONS				
Services and Supplies	0	5	0	0
Other Charges	0	207,073	303,624	302,370
TOTAL APPROPRIATIONS	\$ 0	\$ 207,078	\$ 303,624	\$ 302,370
REVENUES				
Revenue From Use of Money/Prop	0	4,885	1,500	1,500
Intergovernmental Rev State	0	201,586	296,094	296,094
Charges For Services	0	602	0	0
TOTAL REVENUES	\$ 0	\$ 207,073	\$ 297,594	\$ 297,594
NET COUNTY COST	\$ 0	\$ 5	\$ 6,030	\$ 4,776

**COUNTY OF SOLANO
STATE OF CALIFORNIA SCHEDULE 09
BUDGET UNIT FINANCING USES DETAIL
FOR THE FISCAL YEAR 2006-2007**

**Health & Sanitation
Hospital Care
390 - 7950 - TOBACCO PREVENTION & ED**

FINANCING USES CLASSIFICATIONS APPROPRIATIONS AND REVENUES	2004-2005 ACTUALS	2005-2006 ACTUALS	2006-2007 CAO PROPOSED	2006-2007 FINAL ADOPTED
APPROPRIATIONS				
Salaries and Employee Benefits	114,488	128,555	133,335	133,335
Services and Supplies	19,640	18,893	61,976	61,976
Other Charges	10,277	13,826	17,143	17,143
Other Financing Uses	5,366	3,922	6,176	6,176
TOTAL APPROPRIATIONS	\$ 149,771	\$ 165,196	\$ 218,630	\$ 218,630
REVENUES				
Revenue From Use of Money/Prop	1,111	1,835	0	0
Intergovernmental Rev State	223,544	181,625	181,625	181,625
TOTAL REVENUES	\$ 224,655	\$ 183,460	\$ 181,625	\$ 181,625
NET COUNTY COST	\$ (74,885)	\$ (18,264)	\$ 37,005	\$ 37,005

**COUNTY OF SOLANO
STATE OF CALIFORNIA SCHEDULE 09
BUDGET UNIT FINANCING USES DETAIL
FOR THE FISCAL YEAR 2006-2007**

**Public Assistance
Administration
001 - 5500 - OFFICE OF FAM VIOLENCE PREV**

FINANCING USES CLASSIFICATIONS APPROPRIATIONS AND REVENUES	2004-2005 ACTUALS	2005-2006 ACTUALS	2006-2007 CAO PROPOSED	2006-2007 FINAL ADOPTED
APPROPRIATIONS				
Salaries and Employee Benefits	407,386	287,687	264,023	264,023
Services and Supplies	168,560	104,582	103,099	103,099
Other Charges	0	14,248	23,824	23,824
Other Financing Uses	101,789	106,105	29,920	29,920
TOTAL APPROPRIATIONS	\$ 677,735	\$ 512,622	\$ 420,866	\$ 420,866
REVENUES				
Licenses, Permits & Franchise	62,055	43,565	44,000	44,000
Intergovernmental Rev Federal	311,594	162,509	37,821	37,821
Charges For Services	460	0	0	0
Misc Revenue	960	0	0	0
TOTAL REVENUES	\$ 375,069	\$ 206,074	\$ 81,821	\$ 81,821
NET COUNTY COST	\$ 302,666	\$ 306,548	\$ 339,045	\$ 339,045

**COUNTY OF SOLANO
STATE OF CALIFORNIA SCHEDULE 09
BUDGET UNIT FINANCING USES DETAIL
FOR THE FISCAL YEAR 2006-2007**

**Public Assistance
Administration
902 - 7501 - ADMINISTRATION DIVISION**

FINANCING USES CLASSIFICATIONS APPROPRIATIONS AND REVENUES	2004-2005 ACTUALS	2005-2006 ACTUALS	2006-2007 CAO PROPOSED	2006-2007 FINAL ADOPTED
APPROPRIATIONS				
Salaries and Employee Benefits	6,890,038	7,095,899	7,163,489	7,163,489
Services and Supplies	6,920,686	8,597,275	4,755,561	4,171,509
Other Charges	1,526,117	1,177,781	1,135,052	1,135,052
F/A Equipment	54,403	29,366	50,000	50,000
Other Financing Uses	1,538,656	1,755,822	2,367,351	2,367,351
Intra-Fund Transfers	-15,178,004	-16,070,535	-12,227,160	-12,227,160
TOTAL APPROPRIATIONS	\$ 1,751,896	\$ 2,585,608	\$ 3,244,293	\$ 2,660,241
REVENUES				
Revenue From Use of Money/Prop	820	131,849	89,240	89,240
Intergovernmental Rev Federal	218,882	705,629	207,059	207,059
Charges For Services	83,255	51,013	50,000	50,000
Misc Revenue	2,234	10,645	1,000	1,000
General Fund Contribution	1,440,966	1,371,174	1,780,720	2,000,720
TOTAL REVENUES	\$ 1,746,157	\$ 2,270,310	\$ 2,128,019	\$ 2,348,019
NET COUNTY COST	\$ 5,739	\$ 315,298	\$ 1,116,274	\$ 312,222

**COUNTY OF SOLANO
STATE OF CALIFORNIA SCHEDULE 09
BUDGET UNIT FINANCING USES DETAIL
FOR THE FISCAL YEAR 2006-2007**

**Public Assistance
Administration
902 - 7600 - CHILD WELFARE SERVICES**

FINANCING USES CLASSIFICATIONS APPROPRIATIONS AND REVENUES	2004-2005 ACTUALS	2005-2006 ACTUALS	2006-2007 CAO PROPOSED	2006-2007 FINAL ADOPTED
APPROPRIATIONS				
Salaries and Employee Benefits	10,116,692	10,743,140	12,188,481	12,440,981
Services and Supplies	2,637,834	2,891,344	3,267,486	3,447,506
Other Charges	2,224,428	2,599,564	1,713,084	1,887,324
F/A Equipment	0	0	48,000	0
Other Financing Uses	632,611	525,279	764,014	812,014
Intra-Fund Transfers	1,798,056	1,750,257	1,234,960	1,234,960
TOTAL APPROPRIATIONS	\$ 17,409,621	\$ 18,509,584	\$ 19,216,025	\$ 19,822,785
REVENUES				
Revenue From Use of Money/Prop	18,570	12,563	3,500	3,500
Intergovernmental Rev State	8,553,011	8,740,797	7,732,933	7,745,953
Intergovernmental Rev Federal	7,490,181	8,236,078	9,184,184	9,399,184
Charges For Services	276,910	334,289	267,000	267,000
Misc Revenue	500	193	0	0
Other Financing Sources	85,674	96,680	17,480	17,480
General Fund Contribution	453,868	2,008,668	2,008,668	2,213,168
TOTAL REVENUES	\$ 16,878,714	\$ 19,429,268	\$ 19,213,765	\$ 19,646,285
NET COUNTY COST	\$ 530,907	\$ (919,685)	\$ 2,260	\$ 176,500

**COUNTY OF SOLANO
STATE OF CALIFORNIA SCHEDULE 09
BUDGET UNIT FINANCING USES DETAIL
FOR THE FISCAL YEAR 2006-2007**

**Public Assistance
Administration
902 - 7640 - OLDER & DISABLED ADULTS**

FINANCING USES CLASSIFICATIONS APPROPRIATIONS AND REVENUES	2004-2005 ACTUALS	2005-2006 ACTUALS	2006-2007 CAO PROPOSED	2006-2007 FINAL ADOPTED
APPROPRIATIONS				
Salaries and Employee Benefits	5,627,424	6,554,562	7,333,953	7,333,953
Services and Supplies	361,860	393,305	685,589	685,589
Other Charges	92,872	152,872	269,786	350,286
Other Financing Uses	307,375	272,364	410,466	410,466
Intra-Fund Transfers	1,076,736	972,564	219,191	219,191
TOTAL APPROPRIATIONS	\$ 7,466,268	\$ 8,345,667	\$ 8,918,985	\$ 8,999,485
REVENUES				
Intergovernmental Rev State	4,065,051	3,793,515	3,824,444	3,824,444
Intergovernmental Rev Federal	3,029,022	3,422,382	3,491,251	3,491,251
Charges For Services	85	61	0	0
Misc Revenue	0	15	0	0
General Fund Contribution	903,017	1,600,709	1,600,709	1,626,709
TOTAL REVENUES	\$ 7,997,175	\$ 8,816,682	\$ 8,916,404	\$ 8,942,404
NET COUNTY COST	\$ (530,907)	\$ (471,015)	\$ 2,581	\$ 57,081

**COUNTY OF SOLANO
STATE OF CALIFORNIA SCHEDULE 09
BUDGET UNIT FINANCING USES DETAIL
FOR THE FISCAL YEAR 2006-2007**

**Public Assistance
Administration
902 - 7650 - EMPLOYMENT & ELIGIBILITY SVCS**

FINANCING USES CLASSIFICATIONS APPROPRIATIONS AND REVENUES	2004-2005 ACTUALS	2005-2006 ACTUALS	2006-2007 CAO PROPOSED	2006-2007 FINAL ADOPTED
APPROPRIATIONS				
Salaries and Employee Benefits	25,250,060	26,877,671	29,162,432	29,573,171
Services and Supplies	6,997,226	7,384,975	8,107,651	8,107,651
Other Charges	8,455,592	8,165,076	8,098,135	8,404,212
F/A Equipment	8,419	0	0	0
Other Financing Uses	1,703,114	1,481,508	2,171,846	2,171,846
Intra-Fund Transfers	5,126,871	5,878,241	4,841,580	4,841,580
TOTAL APPROPRIATIONS	\$ 47,541,281	\$ 49,787,471	\$ 52,381,644	\$ 53,098,460
REVENUES				
Revenue From Use of Money/Prop	6,844	2,852	0	0
Intergovernmental Rev State	23,144,139	26,173,686	24,885,201	25,185,201
Intergovernmental Rev Federal	24,560,446	23,906,815	23,942,719	23,942,719
Charges For Services	369,853	384,949	362,353	362,353
Misc Revenue	4,907	1,621	100	100
General Fund Contribution	2,216,354	2,686,650	3,161,650	3,161,650
TOTAL REVENUES	\$ 50,302,544	\$ 53,156,573	\$ 52,352,023	\$ 52,652,023
NET COUNTY COST	\$ (2,761,263)	\$ (3,369,102)	\$ 29,621	\$ 446,437

**COUNTY OF SOLANO
STATE OF CALIFORNIA SCHEDULE 09
BUDGET UNIT FINANCING USES DETAIL
FOR THE FISCAL YEAR 2006-2007**

**Public Assistance
Administration
902 - 7900 - ASSISTANCE PROGRAMS**

FINANCING USES CLASSIFICATIONS APPROPRIATIONS AND REVENUES	2004-2005 ACTUALS	2005-2006 ACTUALS	2006-2007 CAO PROPOSED	2006-2007 FINAL ADOPTED
APPROPRIATIONS				
Services and Supplies	0	13	0	0
Other Charges	70,258,639	56,522,761	58,708,454	59,010,854
TOTAL APPROPRIATIONS	\$ 70,258,639	\$ 56,522,774	\$ 58,708,454	\$ 59,010,854
REVENUES				
Intergovernmental Rev State	25,707,908	29,525,527	31,305,444	31,377,396
Intergovernmental Rev Federal	38,180,735	21,203,231	21,402,152	21,474,104
Charges For Services	0	15,066	0	0
General Fund Contribution	7,006,506	6,000,858	6,000,858	6,000,858
TOTAL REVENUES	\$ 70,895,150	\$ 56,744,682	\$ 58,708,454	\$ 58,852,358
NET COUNTY COST	\$ (636,510)	\$ (221,908)	\$ 0	\$ 158,496

**COUNTY OF SOLANO
STATE OF CALIFORNIA SCHEDULE 09
BUDGET UNIT FINANCING USES DETAIL
FOR THE FISCAL YEAR 2006-2007**

**Public Assistance
General Relief
001 - 5460 - IND BURIAL VETS CEM CARE**

FINANCING USES CLASSIFICATIONS APPROPRIATIONS AND REVENUES	2004-2005 ACTUALS	2005-2006 ACTUALS	2006-2007 CAO PROPOSED	2006-2007 FINAL ADOPTED
APPROPRIATIONS				
Other Charges	5,292	11,306	8,250	8,250
TOTAL APPROPRIATIONS	\$ 5,292	\$ 11,306	\$ 8,250	\$ 8,250
REVENUES				
Charges For Services	32	29	473	473
Misc Revenue	5,479	5,152	5,100	5,100
TOTAL REVENUES	\$ 5,511	\$ 5,181	\$ 5,573	\$ 5,573
NET COUNTY COST	\$ (219)	\$ 6,125	\$ 2,677	\$ 2,677

**COUNTY OF SOLANO
STATE OF CALIFORNIA SCHEDULE 09
BUDGET UNIT FINANCING USES DETAIL
FOR THE FISCAL YEAR 2006-2007**

**Public Assistance
Veterans' Services
001 - 5800 - VETERANS SERVICE**

FINANCING USES CLASSIFICATIONS APPROPRIATIONS AND REVENUES	2004-2005 ACTUALS	2005-2006 ACTUALS	2006-2007 CAO PROPOSED	2006-2007 FINAL ADOPTED
APPROPRIATIONS				
Salaries and Employee Benefits	400,715	436,914	451,990	451,990
Services and Supplies	58,057	41,069	51,550	51,550
Other Charges	13,412	49,379	67,676	67,676
Other Financing Uses	16,741	14,825	22,631	22,631
TOTAL APPROPRIATIONS	\$ 488,925	\$ 542,187	\$ 593,847	\$ 593,847
REVENUES				
Intergovernmental Rev State	110,645	112,990	114,000	114,000
TOTAL REVENUES	\$ 110,645	\$ 112,990	\$ 114,000	\$ 114,000
NET COUNTY COST	\$ 378,280	\$ 429,197	\$ 479,847	\$ 479,847

**COUNTY OF SOLANO
STATE OF CALIFORNIA SCHEDULE 09
BUDGET UNIT FINANCING USES DETAIL
FOR THE FISCAL YEAR 2006-2007**

**Public Assistance
Other Assistance
282 - 5908 - COUNTY DISASTER**

FINANCING USES CLASSIFICATIONS APPROPRIATIONS AND REVENUES	2004-2005 ACTUALS	2005-2006 ACTUALS	2006-2007 CAO PROPOSED	2006-2007 FINAL ADOPTED
APPROPRIATIONS				
Salaries and Employee Benefits	0	6,042	0	0
Services and Supplies	0	909,797	1,170,000	1,170,000
TOTAL APPROPRIATIONS	\$ 0	\$ 915,839	\$ 1,170,000	\$ 1,170,000
REVENUES				
Revenue From Use of Money/Prop	0	363	0	0
Intergovernmental Rev Federal	0	0	25,000	25,000
Misc Revenue	0	0	1,145,000	785,645
General Fund Contribution	0	1,500,000	0	0
TOTAL REVENUES	\$ 0	\$ 1,500,363	\$ 1,170,000	\$ 810,645
NET COUNTY COST	\$ 0	\$ (584,524)	\$ 0	\$ 359,355

**COUNTY OF SOLANO
STATE OF CALIFORNIA SCHEDULE 09
BUDGET UNIT FINANCING USES DETAIL
FOR THE FISCAL YEAR 2006-2007**

**Public Assistance
Other Assistance
903 - 7200 - WORKFORCE INVESTMENT BOARD**

FINANCING USES CLASSIFICATIONS APPROPRIATIONS AND REVENUES	2004-2005 ACTUALS	2005-2006 ACTUALS	2006-2007 CAO PROPOSED	2006-2007 FINAL ADOPTED
APPROPRIATIONS				
Salaries and Employee Benefits	2,212,982	2,187,462	2,162,034	2,162,034
Services and Supplies	762,253	765,567	772,749	772,749
Other Charges	643,130	1,303,979	1,598,864	1,598,864
TOTAL APPROPRIATIONS	\$ 3,618,365	\$ 4,257,008	\$ 4,533,647	\$ 4,533,647
REVENUES				
Revenue From Use of Money/Prop	2,164	3,482	0	0
Intergovernmental Rev Federal	3,616,204	4,208,590	4,533,647	4,440,750
Misc Revenue	0	7,461	0	0
TOTAL REVENUES	\$ 3,618,368	\$ 4,219,533	\$ 4,533,647	\$ 4,440,750
NET COUNTY COST	\$ (4)	\$ 37,475	\$ 0	\$ 92,897

**COUNTY OF SOLANO
STATE OF CALIFORNIA SCHEDULE 09
BUDGET UNIT FINANCING USES DETAIL
FOR THE FISCAL YEAR 2006-2007**

**Education
Library Services
228 - 2280 - LIBRARY-SPECIAL REVENUE**

FINANCING USES CLASSIFICATIONS APPROPRIATIONS AND REVENUES	2004-2005 ACTUALS	2005-2006 ACTUALS	2006-2007 CAO PROPOSED	2006-2007 FINAL ADOPTED
APPROPRIATIONS				
Services and Supplies	76,416	80,965	82,000	82,000
TOTAL APPROPRIATIONS	\$ 76,416	\$ 80,965	\$ 82,000	\$ 82,000
REVENUES				
Revenue From Use of Money/Prop	2,257	3,628	2,000	2,000
Intergovernmental Rev Federal	0	9,000	9,000	9,000
Intergovernmental Rev Other	0	3,700	1,000	1,000
Misc Revenue	74,864	97,290	70,000	70,000
TOTAL REVENUES	\$ 77,121	\$ 113,618	\$ 82,000	\$ 82,000
NET COUNTY COST	\$ (705)	\$ (32,653)	\$ 0	\$ 0

**COUNTY OF SOLANO
STATE OF CALIFORNIA SCHEDULE 09
BUDGET UNIT FINANCING USES DETAIL
FOR THE FISCAL YEAR 2006-2007**

**Education
Library Services
036 - 6150 - LIBRARY ZONE 1**

FINANCING USES CLASSIFICATIONS APPROPRIATIONS AND REVENUES	2004-2005 ACTUALS	2005-2006 ACTUALS	2006-2007 CAO PROPOSED	2006-2007 FINAL ADOPTED
APPROPRIATIONS				
Services and Supplies	7,581	7,630	7,961	7,961
Other Charges	2,823	1,949	2,449	2,449
Other Financing Uses	771,752	1,031,621	1,198,518	1,139,787
TOTAL APPROPRIATIONS	\$ 782,156	\$ 1,041,200	\$ 1,208,928	\$ 1,150,197
REVENUES				
Taxes	648,916	770,379	824,366	824,366
Revenue From Use of Money/Prop	5,525	6,812	6,000	6,000
Intergovernmental Rev State	16,155	16,500	16,065	16,065
Intergovernmental Rev Other	162,427	188,779	212,506	212,506
TOTAL REVENUES	\$ 833,023	\$ 982,469	\$ 1,058,937	\$ 1,058,937
NET COUNTY COST	\$ (50,867)	\$ 58,731	\$ 149,991	\$ 91,260

**COUNTY OF SOLANO
STATE OF CALIFORNIA SCHEDULE 09
BUDGET UNIT FINANCING USES DETAIL
FOR THE FISCAL YEAR 2006-2007**

**Education
Library Services
066 - 6166 - LIBRARY ZONE 6**

FINANCING USES CLASSIFICATIONS APPROPRIATIONS AND REVENUES	2004-2005 ACTUALS	2005-2006 ACTUALS	2006-2007 CAO PROPOSED	2006-2007 FINAL ADOPTED
APPROPRIATIONS				
Services and Supplies	169	161	225	225
Other Charges	71	251	183	183
Other Financing Uses	13,000	17,648	20,102	17,708
TOTAL APPROPRIATIONS	\$ 13,240	\$ 18,060	\$ 20,510	\$ 18,116
REVENUES				
Taxes	14,151	15,312	16,239	16,239
Revenue From Use of Money/Prop	122	177	150	150
Intergovernmental Rev State	185	176	170	170
TOTAL REVENUES	\$ 14,458	\$ 15,665	\$ 16,559	\$ 16,559
NET COUNTY COST	\$ (1,218)	\$ 2,394	\$ 3,951	\$ 1,557

**COUNTY OF SOLANO
STATE OF CALIFORNIA SCHEDULE 09
BUDGET UNIT FINANCING USES DETAIL
FOR THE FISCAL YEAR 2006-2007**

**Education
Library Services
067 - 6167 - LIBRARY ZONE 7**

FINANCING USES CLASSIFICATIONS APPROPRIATIONS AND REVENUES	2004-2005 ACTUALS	2005-2006 ACTUALS	2006-2007 CAO PROPOSED	2006-2007 FINAL ADOPTED
APPROPRIATIONS				
Services and Supplies	3,807	3,666	5,000	5,000
Other Charges	1,428	2,061	1,839	1,839
Other Financing Uses	319,277	386,152	444,697	430,925
TOTAL APPROPRIATIONS	\$ 324,512	\$ 391,879	\$ 451,536	\$ 437,764
REVENUES				
Taxes	318,703	365,283	388,251	388,251
Revenue From Use of Money/Prop	2,199	2,439	2,250	2,250
Intergovernmental Rev State	4,736	4,748	4,621	4,621
Intergovernmental Rev Other	3,874	5,637	8,186	8,186
TOTAL REVENUES	\$ 329,512	\$ 378,107	\$ 403,308	\$ 403,308
NET COUNTY COST	\$ (5,000)	\$ 13,772	\$ 48,228	\$ 34,456

**COUNTY OF SOLANO
STATE OF CALIFORNIA SCHEDULE 09
BUDGET UNIT FINANCING USES DETAIL
FOR THE FISCAL YEAR 2006-2007**

**Education
Library Services
037 - 6180 - LIBRARY ZONE 2**

FINANCING USES CLASSIFICATIONS APPROPRIATIONS AND REVENUES	2004-2005 ACTUALS	2005-2006 ACTUALS	2006-2007 CAO PROPOSED	2006-2007 FINAL ADOPTED
APPROPRIATIONS				
Services and Supplies	137	180	200	200
Other Charges	57	225	238	238
Other Financing Uses	12,200	27,027	29,736	21,952
TOTAL APPROPRIATIONS	\$ 12,394	\$ 27,432	\$ 30,174	\$ 22,390
REVENUES				
Taxes	15,706	17,939	19,180	19,180
Revenue From Use of Money/Prop	184	360	320	320
Intergovernmental Rev State	225	230	224	224
Intergovernmental Rev Other	926	1,119	1,143	1,143
TOTAL REVENUES	\$ 17,042	\$ 19,648	\$ 20,867	\$ 20,867
NET COUNTY COST	\$ (4,648)	\$ 7,784	\$ 9,307	\$ 1,523

**COUNTY OF SOLANO
STATE OF CALIFORNIA SCHEDULE 09
BUDGET UNIT FINANCING USES DETAIL
FOR THE FISCAL YEAR 2006-2007**

**Education
Library Services
004 - 6300 - LIBRARY**

FINANCING USES CLASSIFICATIONS APPROPRIATIONS AND REVENUES	2004-2005 ACTUALS	2005-2006 ACTUALS	2006-2007 CAO PROPOSED	2006-2007 FINAL ADOPTED
APPROPRIATIONS				
Salaries and Employee Benefits	8,994,493	9,978,980	11,561,442	11,561,442
Services and Supplies	4,360,512	4,604,908	7,547,309	7,891,609
Other Charges	902,156	3,420,703	4,929,493	4,929,493
F/A Bldgs and Imprmts	319,635	0	0	0
F/A Equipment	315,536	35,290	521,000	535,000
Other Financing Uses	915,527	883,827	1,069,359	1,069,359
TOTAL APPROPRIATIONS	\$ 15,807,857	\$ 18,923,708	\$ 25,628,603	\$ 25,986,903
REVENUES				
Taxes	8,563,922	9,441,958	9,624,420	9,624,420
Revenue From Use of Money/Prop	216,517	545,193	225,150	225,150
Intergovernmental Rev State	634,555	558,690	561,459	561,459
Intergovernmental Rev Federal	30,152	224,843	25,000	25,000
Intergovernmental Rev Other	1,134,624	1,195,888	1,417,783	1,417,783
Charges For Services	3,205,136	5,623,365	4,181,500	4,181,500
Misc Revenue	4,512	1,545	26,000	26,000
Other Financing Sources	1,118,453	5,962,448	3,343,053	3,260,372
General Fund Contribution	193,643	234,586	244,779	244,779
TOTAL REVENUES	\$ 15,101,515	\$ 23,788,516	\$ 19,649,144	\$ 19,566,463
NET COUNTY COST	\$ 706,343	\$ (4,864,808)	\$ 5,979,459	\$ 6,420,440

**COUNTY OF SOLANO
STATE OF CALIFORNIA SCHEDULE 09
BUDGET UNIT FINANCING USES DETAIL
FOR THE FISCAL YEAR 2006-2007**

**Education
Agricultural Education
001 - 6200 - COOPERATIVE EXT SVCE**

FINANCING USES CLASSIFICATIONS APPROPRIATIONS AND REVENUES	2004-2005 ACTUALS	2005-2006 ACTUALS	2006-2007 CAO PROPOSED	2006-2007 FINAL ADOPTED
APPROPRIATIONS				
Salaries and Employee Benefits	194,713	207,311	211,490	211,490
Services and Supplies	39,920	50,492	57,195	57,195
Other Charges	18,279	5,211	17,798	17,798
Other Financing Uses	7,643	6,556	11,815	11,815
TOTAL APPROPRIATIONS	\$ 260,555	\$ 269,570	\$ 298,298	\$ 298,298
REVENUES				
Charges For Services	3,000	3,000	3,000	3,000
Misc Revenue	200	200	200	200
TOTAL REVENUES	\$ 3,200	\$ 3,200	\$ 3,200	\$ 3,200
NET COUNTY COST	\$ 257,355	\$ 266,370	\$ 295,098	\$ 295,098

This Page Intentionally Left Blank

**COUNTY OF SOLANO
STATE OF CALIFORNIA SCHEDULE 09
BUDGET UNIT FINANCING USES DETAIL
FOR THE FISCAL YEAR 2006-2007**

**Rec & Cultural Services
Recreation Facility
016 - 7000 - PARKS & RECREATION**

FINANCING USES CLASSIFICATIONS APPROPRIATIONS AND REVENUES	2004-2005 ACTUALS	2005-2006 ACTUALS	2006-2007 CAO PROPOSED	2006-2007 FINAL ADOPTED
APPROPRIATIONS				
Salaries and Employee Benefits	534,553	532,056	585,188	683,645
Services and Supplies	330,426	461,373	357,021	438,328
Other Charges	179,022	198,983	232,676	232,676
F/A Equipment	0	15,370	0	13,000
Other Financing Uses	19,427	14,818	28,569	60,069
TOTAL APPROPRIATIONS	\$ 1,063,428	\$ 1,222,601	\$ 1,203,454	\$ 1,427,718
REVENUES				
Taxes	367,242	421,638	464,059	464,059
Fines, Forfeitures, & Penalty	775	1,300	1,000	1,000
Revenue From Use of Money/Prop	23,384	16,791	35,030	35,030
Intergovernmental Rev State	6,870	6,869	6,693	6,693
Intergovernmental Rev Federal	0	12,200	0	0
Intergovernmental Rev Other	55,623	61,623	69,239	69,239
Charges For Services	370,336	362,252	411,857	411,857
Misc Revenue	48,154	15,459	6,900	6,900
General Fund Contribution	133,290	308,668	225,782	490,523
TOTAL REVENUES	\$ 1,005,675	\$ 1,206,801	\$ 1,220,560	\$ 1,485,301
NET COUNTY COST	\$ 57,753	\$ 15,800	\$ (17,106)	\$ (57,583)

**COUNTY OF SOLANO
STATE OF CALIFORNIA SCHEDULE 09
BUDGET UNIT FINANCING USES DETAIL
FOR THE FISCAL YEAR 2006-2007**

**Rec & Cultural Services
Veterans' Memorial
001 - 7160 - VALLEJO VETERANS BUILDING**

FINANCING USES CLASSIFICATIONS APPROPRIATIONS AND REVENUES	2004-2005 ACTUALS	2005-2006 ACTUALS	2006-2007 CAO PROPOSED	2006-2007 FINAL ADOPTED
APPROPRIATIONS				
Services and Supplies	10,390	22,132	4,476	4,476
Other Charges	13,404	72,682	15,453	15,453
TOTAL APPROPRIATIONS	\$ 23,794	\$ 94,814	\$ 19,929	\$ 19,929
REVENUES				
Charges For Services	17	14	0	0
TOTAL REVENUES	\$ 17	\$ 14	\$ 0	\$ 0
NET COUNTY COST	\$ 23,777	\$ 94,800	\$ 19,929	\$ 19,929

**COUNTY OF SOLANO
STATE OF CALIFORNIA SCHEDULE 09
BUDGET UNIT FINANCING USES DETAIL
FOR THE FISCAL YEAR 2006-2007**

**Debt Service
Retire-Long Term Debt
306 - 8006 - PENSION DEBT SERVICE FUND**

FINANCING USES CLASSIFICATIONS APPROPRIATIONS AND REVENUES	2004-2005 ACTUALS	2005-2006 ACTUALS	2006-2007 CAO PROPOSED	2006-2007 FINAL ADOPTED
APPROPRIATIONS				
Services and Supplies	18,578	68,432	75,000	82,539
Other Charges	2,076,449	10,619,131	14,068,034	13,481,996
Other Financing Uses	6,462,310	0	0	0
TOTAL APPROPRIATIONS	\$ 8,557,337	\$ 10,687,564	\$ 14,143,034	\$ 13,564,535
REVENUES				
Revenue From Use of Money/Prop	138,143	83,632	36,000	36,000
Misc Revenue	383,154	615,919	590,000	590,000
Other Financing Sources	7,867,683	7,869,922	12,887,458	12,894,997
TOTAL REVENUES	\$ 8,388,980	\$ 8,569,473	\$ 13,513,458	\$ 13,520,997
NET COUNTY COST	\$ 168,357	\$ 2,118,091	\$ 629,576	\$ 43,538

**COUNTY OF SOLANO
STATE OF CALIFORNIA SCHEDULE 09
BUDGET UNIT FINANCING USES DETAIL
FOR THE FISCAL YEAR 2006-2007**

**Debt Service
Retire-Long Term Debt
302 - 8009 - 94 COP**

FINANCING USES CLASSIFICATIONS APPROPRIATIONS AND REVENUES	2004-2005 ACTUALS	2005-2006 ACTUALS	2006-2007 CAO PROPOSED	2006-2007 FINAL ADOPTED
APPROPRIATIONS				
Other Charges	6,611,513	0	0	0
Other Financing Uses	10	0	0	0
TOTAL APPROPRIATIONS	\$ 6,611,522	\$ 0	\$ 0	\$ 0
REVENUES				
Revenue From Use of Money/Prop	22,849	0	0	0
TOTAL REVENUES	\$ 22,849	\$ 0	\$ 0	\$ 0
NET COUNTY COST	\$ 6,588,674	\$ 0	\$ 0	\$ 0

**COUNTY OF SOLANO
STATE OF CALIFORNIA SCHEDULE 09
BUDGET UNIT FINANCING USES DETAIL
FOR THE FISCAL YEAR 2006-2007**

**Debt Service
Retire-Long Term Debt
304 - 8013 - COURTS EXPANSION/ACMS DSF**

FINANCING USES CLASSIFICATIONS APPROPRIATIONS AND REVENUES	2004-2005 ACTUALS	2005-2006 ACTUALS	2006-2007 CAO PROPOSED	2006-2007 FINAL ADOPTED
APPROPRIATIONS				
Services and Supplies	2,016	2,038	3,000	3,000
Other Charges	337,534	335,234	332,734	332,734
TOTAL APPROPRIATIONS	\$ 339,550	\$ 337,272	\$ 335,734	\$ 335,734
REVENUES				
Revenue From Use of Money/Prop	38,863	27,087	25,000	25,000
Other Financing Sources	189,083	199,338	220,734	220,734
TOTAL REVENUES	\$ 227,946	\$ 226,425	\$ 245,734	\$ 245,734
NET COUNTY COST	\$ 111,604	\$ 110,846	\$ 90,000	\$ 90,000

**COUNTY OF SOLANO
STATE OF CALIFORNIA SCHEDULE 09
BUDGET UNIT FINANCING USES DETAIL
FOR THE FISCAL YEAR 2006-2007**

**Debt Service
Retire-Long Term Debt
308 - 8015 - DSF-JAIL REROOF/HVAC RETROFIT**

FINANCING USES CLASSIFICATIONS APPROPRIATIONS AND REVENUES	2004-2005 ACTUALS	2005-2006 ACTUALS	2006-2007 CAO PROPOSED	2006-2007 FINAL ADOPTED
APPROPRIATIONS				
Other Charges	915,455	915,455	805,389	805,396
TOTAL APPROPRIATIONS	\$ 915,455	\$ 915,455	\$ 805,389	\$ 805,396
REVENUES				
Other Financing Sources	915,455	915,455	805,389	805,389
TOTAL REVENUES	\$ 915,455	\$ 915,455	\$ 805,389	\$ 805,389
NET COUNTY COST	\$ 0	\$ 0	\$ 0	\$ 7

**COUNTY OF SOLANO
STATE OF CALIFORNIA SCHEDULE 09
BUDGET UNIT FINANCING USES DETAIL
FOR THE FISCAL YEAR 2006-2007**

**Debt Service
Retire-Long Term Debt
332 - 8032 - 2002 COP**

FINANCING USES CLASSIFICATIONS APPROPRIATIONS AND REVENUES	2004-2005 ACTUALS	2005-2006 ACTUALS	2006-2007 CAO PROPOSED	2006-2007 FINAL ADOPTED
APPROPRIATIONS				
Services and Supplies	6,905	4,370	7,000	7,000
Other Charges	5,989,575	8,077,801	8,060,263	8,060,263
Other Financing Uses	0	3	0	0
TOTAL APPROPRIATIONS	\$ 5,996,480	\$ 8,082,175	\$ 8,067,263	\$ 8,067,263
REVENUES				
Revenue From Use of Money/Prop	110,845	60,676	20,000	20,000
Intergovernmental Rev Other	0	0	100,000	100,000
Charges For Services	0	1,732,525	1,614,628	1,614,628
Other Financing Sources	524,375	5,085,287	6,260,551	6,260,551
Residual Equity Transfers	0	0	36,596	36,596
TOTAL REVENUES	\$ 635,220	\$ 6,878,488	\$ 8,031,775	\$ 8,031,775
NET COUNTY COST	\$ 5,361,260	\$ 1,203,687	\$ 35,488	\$ 35,488

**COUNTY OF SOLANO
STATE OF CALIFORNIA SCHEDULE 09
BUDGET UNIT FINANCING USES DETAIL
FOR THE FISCAL YEAR 2006-2007**

**Debt Service
Retire-Long Term Debt
303 - 8033 - 2001 REFUNDING COP**

FINANCING USES CLASSIFICATIONS APPROPRIATIONS AND REVENUES	2004-2005 ACTUALS	2005-2006 ACTUALS	2006-2007 CAO PROPOSED	2006-2007 FINAL ADOPTED
APPROPRIATIONS				
Services and Supplies	5,937	4,398	6,100	4,358
Other Charges	4,520,253	5,283,472	5,348	5,348
Residual Equity Transfers	0	0	36,596	36,596
TOTAL APPROPRIATIONS	\$ 4,526,190	\$ 5,287,870	\$ 48,044	\$ 46,302
REVENUES				
Revenue From Use of Money/Prop	93,673	8,006	900	900
Other Financing Sources	4,356,795	3,188,252	0	0
TOTAL REVENUES	\$ 4,450,468	\$ 3,196,258	\$ 900	\$ 900
NET COUNTY COST	\$ 75,722	\$ 2,091,612	\$ 47,144	\$ 45,402

**COUNTY OF SOLANO
STATE OF CALIFORNIA SCHEDULE 09
BUDGET UNIT FINANCING USES DETAIL
FOR THE FISCAL YEAR 2006-2007**

**Debt Service
Retire-Long Term Debt
334 - 8034 - HSS ADMIN/REFINANCE `**

FINANCING USES CLASSIFICATIONS APPROPRIATIONS AND REVENUES	2004-2005 ACTUALS	2005-2006 ACTUALS	2006-2007 CAO PROPOSED	2006-2007 FINAL ADOPTED
APPROPRIATIONS				
Services and Supplies	5,147	3,108	8,336	8,336
Other Charges	2,619,882	2,624,606	2,633,265	2,633,265
Other Financing Uses	224,062	53,292	50,000	50,000
TOTAL APPROPRIATIONS	\$ 2,849,091	\$ 2,681,006	\$ 2,691,601	\$ 2,691,601
REVENUES				
Revenue From Use of Money/Prop	126,768	90,101	80,000	80,000
Charges For Services	1,070	0	0	0
Other Financing Sources	2,574,457	2,604,688	2,608,765	2,608,765
TOTAL REVENUES	\$ 2,702,295	\$ 2,694,789	\$ 2,688,765	\$ 2,688,765
NET COUNTY COST	\$ 146,795	\$ (13,783)	\$ 2,836	\$ 2,836

This Page Intentionally Left Blank

**COUNTY OF SOLANO
STATE OF CALIFORNIA SCHEDULE 10
OPERATION OF INTERNAL SERVICE FUND
OPERATIONAL STATEMENT
FOR THE FISCAL YEAR 2006-2007**

OPERATING DETAIL	2004-2005 ACTUALS	2005-2006 ACTUALS	2006-2007 CAO PROPOSED	2006-2007 FINAL ADOPTED
011 - COMMUNICATIONS				
Charges for Services	2,305,405	2,322,003	2,464,946	2,464,946
TOTAL Operating Revenues	2,305,405	2,322,003	2,464,946	2,464,946
Salaries and Employee Benefits	707,522	813,591	939,655	939,655
Maintenance	82,636	156,786	173,732	173,732
Materials and Supplies	131,581	197,736	158,354	158,354
Insurance	8,274	10,112	13,357	13,357
Rent, Utilities and Other	1,490,717	1,149,800	1,287,367	1,287,367
Depreciation	21,154	65,487	0	65,488
TOTAL Operating Expenses	2,441,884	2,393,512	2,572,465	2,637,953
NET OPERATING INCOME (LOSS)	\$ (136,479)	\$ (71,510)	\$ (107,519)	\$ (173,007)
Interest Revenue	7,749	2,565	7,222	7,222
Other Revenues	182,193	218,281	151,200	151,200
TOTAL Non-Operating Revenues	189,942	220,846	158,422	158,422
Interest Expense	0	156	0	0
Transfers Out	43,596	33,665	50,649	50,649
TOTAL Non-Operating Expenses	43,596	33,821	50,649	50,649
NET NON-OPERATING INCOME (LOSS)	\$ 146,346	\$ 187,025	\$ 107,773	\$ 107,773
NET GAIN (LOSS)	\$ 9,866	\$ 115,515	\$ 254	\$ (65,234)

**COUNTY OF SOLANO
STATE OF CALIFORNIA SCHEDULE 10
OPERATION OF INTERNAL SERVICE FUND
OPERATIONAL STATEMENT
FOR THE FISCAL YEAR 2006-2007**

OPERATING DETAIL	2004-2005 ACTUALS	2005-2006 ACTUALS	2006-2007 CAO PROPOSED	2006-2007 FINAL ADOPTED
034 - FLEET MANAGEMENT				
Charges for Services	3,341,359	3,860,275	3,795,846	3,795,846
TOTAL Operating Revenues	3,341,359	3,860,275	3,795,846	3,795,846
Salaries and Employee Benefits	778,878	915,495	958,214	958,214
Gasoline	697,923	894,756	895,171	895,171
Maintenance	675,560	787,112	722,130	722,130
Materials and Supplies	11,180	21,533	18,900	18,900
Insurance	10,084	14,436	19,960	19,960
Rent, Utilities and Other	319,343	306,414	323,538	323,538
Depreciation	1,084,312	1,109,752	0	1,109,752
TOTAL Operating Expenses	3,577,280	4,049,498	2,937,913	4,047,665
NET OPERATING INCOME (LOSS)	\$ (235,921)	\$ (189,223)	\$ 857,933	\$ (251,819)
Interest Revenue	25,117	40,459	18,000	18,000
Operating Grants	0	50,000	0	0
Transfers In	82,000	326,155	27,500	125,000
Gain(Loss) on Sale of F/A	23,416	29,151	81,513	81,513
Other Revenues	144,661	99,543	103,000	103,000
TOTAL Non-Operating Revenues	275,194	545,308	230,013	327,513
Transfers Out	31,482	29,340	45,290	45,290
TOTAL Non-Operating Expenses	31,482	29,340	45,290	45,290
NET NON-OPERATING INCOME (LOSS)	\$ 243,712	\$ 515,968	\$ 184,723	\$ 282,223
NET GAIN (LOSS)	\$ 7,791	\$ 326,745	\$ 1,042,656	\$ 30,404

**COUNTY OF SOLANO
STATE OF CALIFORNIA SCHEDULE 10
OPERATION OF INTERNAL SERVICE FUND
OPERATIONAL STATEMENT
FOR THE FISCAL YEAR 2006-2007**

OPERATING DETAIL	2004-2005 ACTUALS	2005-2006 ACTUALS	2006-2007 CAO PROPOSED	2006-2007 FINAL ADOPTED
060 - RISK MANAGEMENT				
Charges for Services	12,715,025	16,542,166	15,684,081	15,684,081
TOTAL Operating Revenues	12,715,025	16,542,166	15,684,081	15,684,081
Salaries and Employee Benefits	703,132	574,879	789,564	789,564
Maintenance	48,210	216	500	500
Materials and Supplies	24,807	29,888	25,923	25,923
Insurance	12,377,958	9,132,994	14,052,249	14,052,249
Rent, Utilities and Other	1,563,611	1,140,280	1,723,388	1,723,388
Intra-Fund Transfer	-493,364	0	0	0
TOTAL Operating Expenses	14,224,355	10,878,257	16,591,624	16,591,624
NET OPERATING INCOME (LOSS)	\$ (1,509,330)	\$ 5,663,908	\$ (907,543)	\$ (907,543)
Interest Revenue	234,424	530,693	343,000	343,000
Other Revenues	183,220	428,793	175,000	175,000
TOTAL Non-Operating Revenues	417,644	959,486	518,000	518,000
Transfers Out	29,165	18,143	37,760	37,760
Other Non-Operating Expense	0	0	100,000	100,000
TOTAL Non-Operating Expenses	29,165	18,143	137,760	137,760
NET NON-OPERATING INCOME (LOSS)	\$ 388,479	\$ 941,343	\$ 380,240	\$ 380,240
NET GAIN (LOSS)	\$ (1,120,851)	\$ 6,605,252	\$ (527,303)	\$ (527,303)

**COUNTY OF SOLANO
STATE OF CALIFORNIA SCHEDULE 10
OPERATION OF INTERNAL SERVICE FUND
OPERATIONAL STATEMENT
FOR THE FISCAL YEAR 2006-2007**

OPERATING DETAIL	2004-2005 ACTUALS	2005-2006 ACTUALS	2006-2007 CAO PROPOSED	2006-2007 FINAL ADOPTED
370 - MIS DEPARTMENT				
Charges for Services	10,860,888	13,067,983	16,240,830	16,311,030
TOTAL Operating Revenues	10,860,888	13,067,983	16,240,830	16,311,030
Salaries and Employee Benefits	2,343,213	2,605,698	3,086,514	3,156,714
Maintenance	319,735	338,369	491,238	596,338
Materials and Supplies	260,071	557,271	293,674	322,174
Insurance	6,681	34,536	67,623	67,623
Rent, Utilities and Other	7,135,912	9,247,380	10,536,762	11,142,421
Depreciation	385,599	381,844	0	388,019
TOTAL Operating Expenses	10,451,211	13,165,098	14,475,811	15,673,289
NET OPERATING INCOME (LOSS)	\$ 409,677	\$ (97,115)	\$ 1,765,019	\$ 637,741
Interest Revenue	38,009	60,066	35,000	35,000
Transfers In	52,781	27,789	29,421	29,421
Gain(Loss) on Sale of F/A	2,123	-4,753	0	0
Other Revenues	7,090	9	0	0
TOTAL Non-Operating Revenues	100,003	83,110	64,421	64,421
Transfers Out	99,136	89,198	152,955	152,955
TOTAL Non-Operating Expenses	99,136	89,198	152,955	152,955
NET NON-OPERATING INCOME (LOSS)	\$ 867	\$ (6,087)	\$ (88,534)	\$ (88,534)
NET GAIN (LOSS)	\$ 410,544	\$ (103,202)	\$ 1,676,485	\$ 549,207

**COUNTY OF SOLANO
STATE OF CALIFORNIA SCHEDULE 10
OPERATION OF INTERNAL SERVICE FUND
OPERATIONAL STATEMENT
FOR THE FISCAL YEAR 2006-2007**

OPERATING DETAIL	2004-2005 ACTUALS	2005-2006 ACTUALS	2006-2007 CAO PROPOSED	2006-2007 FINAL ADOPTED
372 - SCIPS				
Charges for Services	827,426	887,763	1,206,476	1,206,476
TOTAL Operating Revenues	827,426	887,763	1,206,476	1,206,476
Salaries and Employee Benefits	625,266	647,615	761,727	761,727
Maintenance	23,374	24,925	30,981	30,981
Materials and Supplies	26,782	9,310	20,200	20,200
Insurance	2,900	5,370	2,932	2,932
Rent, Utilities and Other	111,359	119,256	360,732	756,813
Depreciation	8,209	4,858	0	4,858
TOTAL Operating Expenses	797,890	811,333	1,176,572	1,577,511
NET OPERATING INCOME (LOSS)	\$ 29,536	\$ 76,430	\$ 29,904	\$ (371,035)
Interest Revenue	20,758	17,039	11,000	11,000
TOTAL Non-Operating Revenues	20,758	17,039	11,000	11,000
Transfers Out	25,492	22,345	38,862	38,862
TOTAL Non-Operating Expenses	25,492	22,345	38,862	38,862
NET NON-OPERATING INCOME (LOSS)	\$ (4,734)	\$ (5,306)	\$ (27,862)	\$ (27,862)
NET GAIN (LOSS)	\$ 24,802	\$ 71,124	\$ 2,042	\$ (398,897)

**COUNTY OF SOLANO
STATE OF CALIFORNIA SCHEDULE 10
OPERATION OF INTERNAL SERVICE FUND
OPERATIONAL STATEMENT
FOR THE FISCAL YEAR 2006-2007**

OPERATING DETAIL	2004-2005 ACTUALS	2005-2006 ACTUALS	2006-2007 CAO PROPOSED	2006-2007 FINAL ADOPTED
404 - REPROGRAPHICS				
Charges for Services	542,522	500,860	655,465	655,465
TOTAL Operating Revenues	542,522	500,860	655,465	655,465
Salaries and Employee Benefits	264,386	288,633	295,164	295,164
Maintenance	20,806	11,918	24,250	24,250
Materials and Supplies	123,877	102,774	106,334	106,334
Insurance	2,233	3,634	4,472	4,472
Rent, Utilities and Other	152,589	175,105	204,239	204,239
Depreciation	12,230	13,548	0	13,548
TOTAL Operating Expenses	576,121	595,613	634,459	648,007
NET OPERATING INCOME (LOSS)	\$ (33,599)	\$ (94,753)	\$ 21,006	\$ 7,458
Interest Revenue	6,022	6,178	7,000	7,000
Gain(Loss) on Sale of F/A	0	-5,639	0	0
Other Revenues	0	25,194	0	0
TOTAL Non-Operating Revenues	6,022	25,733	7,000	7,000
Transfers Out	10,489	9,086	13,701	13,701
TOTAL Non-Operating Expenses	10,489	9,086	13,701	13,701
NET NON-OPERATING INCOME (LOSS)	\$ (4,467)	\$ 16,647	\$ (6,701)	\$ (6,701)
NET GAIN (LOSS)	\$ (38,066)	\$ (78,106)	\$ 14,305	\$ 757

**COUNTY OF SOLANO
STATE OF CALIFORNIA SCHEDULE 11A
OPERATION OF ENTERPRISE FUND
OPERATIONAL STATEMENT
FOR THE FISCAL YEAR 2006-2007**

OPERATING DETAIL	2004-2005 ACTUALS	2005-2006 ACTUALS	2006-2007 CAO PROPOSED	2006-2007 FINAL ADOPTED
031 - FOUTS SPRINGS YOUTH FACILITY				
Charges for Services	2,531,598	2,346,732	3,193,200	3,193,200
TOTAL Operating Revenues	2,531,598	2,346,732	3,193,200	3,193,200
Salaries and Employee Benefits	2,803,412	2,430,265	2,543,023	2,543,023
Maintenance	55,347	39,348	40,000	40,000
Materials and Supplies	237,609	182,661	271,230	271,230
Insurance	32,368	50,509	61,049	61,049
Rent, Utilities and Other	635,209	404,530	424,411	424,411
Depreciation	177,420	175,301	0	175,300
TOTAL Operating Expenses	3,941,365	3,282,614	3,339,713	3,515,013
NET OPERATING INCOME (LOSS)	\$ (1,409,768)	\$ (935,882)	\$ (146,513)	\$ (321,813)
Operating Grants	649,118	336,683	447,850	447,850
Other Revenues	32,022	43,101	13,000	13,000
TOTAL Non-Operating Revenues	681,140	379,784	460,850	460,850
Interest Expense	27,978	60,767	40,000	40,000
Transfers Out	68,066	77,631	118,160	118,160
TOTAL Non-Operating Expenses	96,044	138,398	158,160	158,160
NET NON-OPERATING INCOME (LOSS)	\$ 585,096	\$ 241,386	\$ 302,690	\$ 302,690
NET GAIN/LOSS	\$ (824,672)	\$ (694,497)	\$ 156,177	\$ (19,123)

**COUNTY OF SOLANO
STATE OF CALIFORNIA SCHEDULE 11A
OPERATION OF ENTERPRISE FUND
OPERATIONAL STATEMENT
FOR THE FISCAL YEAR 2006-2007**

OPERATING DETAIL	2004-2005 ACTUALS	2005-2006 ACTUALS	2006-2007 CAO PROPOSED	2006-2007 FINAL ADOPTED
047 - AIRPORT ENTERPRISE				
Charges for Services	779,595	837,400	956,938	956,938
TOTAL Operating Revenues	779,595	837,400	956,938	956,938
Salaries and Employee Benefits	184,029	252,372	288,909	307,909
Maintenance	60,735	59,647	62,000	73,000
Materials and Supplies	426,220	489,808	607,872	546,534
Insurance	17,738	20,013	23,089	23,089
Rent, Utilities and Other	194,517	416,776	495,201	566,539
Depreciation	236,228	266,187	0	266,187
TOTAL Operating Expenses	1,119,467	1,504,803	1,477,071	1,783,258
NET OPERATING INCOME (LOSS)	\$ (339,872)	\$ (667,404)	\$ (520,133)	\$ (826,320)
Interest Revenue	2,764	25,076	16,000	16,000
Operating Grants	1,475,573	344,452	2,897,455	2,897,455
Gain(Loss) on Sale of F/A	0	-1,282	0	0
Other Revenues	259,217	295,779	305,962	305,962
TOTAL Non-Operating Revenues	1,737,554	664,025	3,219,417	3,219,417
Interest Expense	939	0	0	0
Transfers Out	6,632	8,416	84,816	84,816
TOTAL Non-Operating Expenses	7,571	8,416	84,816	84,816
NET NON-OPERATING INCOME (LOSS)	\$ 1,729,983	\$ 655,608	\$ 3,134,601	\$ 3,134,601
NET GAIN/LOSS	\$ 1,390,110	\$ (11,795)	\$ 2,614,468	\$ 2,308,281

**COUNTY OF SOLANO
STATE OF CALIFORNIA SCHEDULE 11A
OPERATION OF ENTERPRISE FUND
OPERATIONAL STATEMENT
FOR THE FISCAL YEAR 2006-2007**

OPERATING DETAIL	2004-2005 ACTUALS	2005-2006 ACTUALS	2006-2007 CAO PROPOSED	2006-2007 FINAL ADOPTED
310 - SPECIAL AVIATION				
Charges for Services	156,091	168,411	0	0
TOTAL Operating Revenues	156,091	168,411	0	0
Maintenance	1,102	0	0	0
TOTAL Operating Expenses	1,102	0	0	0
NET OPERATING INCOME (LOSS)	\$ 154,989	\$ 168,411	\$ 0	\$ 0
Interest Revenue	7,394	2,729	0	0
Transfers In	0	0	70,516	70,516
Other Revenues	0	398	0	0
TOTAL Non-Operating Revenues	7,394	3,127	70,516	70,516
Interest Expense	81,572	16,266	7,476	7,476
TOTAL Non-Operating Expenses	81,572	16,266	7,476	7,476
NET NON-OPERATING INCOME (LOSS)	\$ (74,178)	\$ (13,139)	\$ 63,040	\$ 63,040
NET GAIN/LOSS	\$ 80,811	\$ 155,273	\$ 63,040	\$ 63,040

This Page Intentionally Left Blank

COUNTY OF SOLANO
STATE OF CALIFORNIA SCHEDULE 11B
OPERATION OF ENTERPRISE FUND
OPERATIONAL STATEMENT
FOR THE FISCAL YEAR 2006-2007

OPERATING DETAIL	12/31/2004 ACTUALS	12/31/2005 ACTUALS	12/31/2006 CAO PROPOSED	12/31/2006 FINAL ADOPTED
235 - SOLANO CO FAIR				
Charges for Services	4,695,420	4,435,177	3,514,750	3,514,750
TOTAL Operating Revenues	4,695,420	4,435,177	3,514,750	3,514,750
Salaries and Employee Benefits	2,024,684	1,745,657	1,968,175	1,968,175
Maintenance	204,723	92,779	455,535	455,535
Materials and Supplies	381,333	124,839	385,435	385,435
Insurance	99,007	109,744	115,500	115,500
Rent, Utilities and Other	2,393,107	2,284,529	2,381,805	2,381,805
Depreciation	372,278	350,174	0	365,000
TOTAL Operating Expenses	5,475,132	4,707,722	5,306,450	5,671,450
NET OPERATING INCOME (LOSS)	\$ (779,712)	\$ (272,545)	\$ (1,791,700)	\$ (2,156,700)
Interest Revenue	9,858	10,193	4,000	4,000
Operating Grants	97,000	70,410	85,000	85,000
Transfers In	98,001	81,902	90,000	90,000
Other Revenues	337,723	0	1,653,000	1,653,000
TOTAL Non-Operating Revenues	542,582	162,505	1,832,000	1,832,000
Buildings and Improvements	0	0	40,000	40,000
TOTAL Non-Operating Expenses	0	0	40,000	40,000
NET NON-OPERATING INCOME (LOSS)	\$ 542,582	\$ 162,505	\$ 1,792,000	\$ 1,792,000
NET GAIN (LOSS)	\$ (237,130)	\$ (110,040)	\$ 300	\$ (364,700)

This Page Intentionally Left Blank

COUNTY OF SOLANO
 STATE OF CALIFORNIA SCHEDULE 13
 BUDGET SUMMARY FOR SPECIAL DISTRICTS
 FOR THE FISCAL YEAR 2006-2007

<u>FUND AND DISTRICT</u>	<u>FUND BALANCE UNRESERVED UNDESIG 6/30/2006</u>	<u>CANCEL OF PRIOR RESERVES</u>	<u>ESTIMATED ADDITIONAL FINANCING SOURCES</u>	<u>TOTAL FINANCING AVAILABLE</u>	<u>ESTIMATED FINANCING USES</u>	<u>RESERVES AND/OR DESIGNATIONS NEW OR INC</u>	<u>TOTAL FINANCING REQUIRE</u>
046 COUNTY CONSOL SVC AREA	163,447	0	120,603	284,050	284,050	0	284,050
134 EAST VJO FIRE DISTRICT	9,698	0	470,405	480,103	480,103	0	480,103
160 RURAL NO VACA WATER DIST	-39,302	39,302	195,823	195,823	195,823	0	195,823
164 RNVWD DEBT SERVICE FUND	6,050	0	967,518	973,568	923,866	49,702	973,568
TOTAL	<u>\$ 139,893</u>	<u>\$ 39,302</u>	<u>\$ 1,754,349</u>	<u>\$ 1,933,544</u>	<u>\$ 1,883,842</u>	<u>\$ 49,702</u>	<u>\$ 1,933,544</u>

COUNTY OF SOLANO
STATE OF CALIFORNIA SCHEDULE 14
ANALYSIS OF FUND BALANCE UNRESERVED/UNDESIGNATED
OF SPECIAL DISTRICTS
AS OF JUNE 30, 2007

FUND AND DISTRICT	FUND BALANCE 06/30/2006	ENCUM.	GENERAL AND OTHER RESERVES	DESIG.	FUND BALANCE 06/30/2006
046 COUNTY CONSOLIDATED SVC AREA	572,848	0	409,401	0	163,447
134 EAST VJO FIRE DISTRICT	19,811	0	10,113	0	9,698
160 RURAL NO VACAVILLE WATER DIST	236,277	0	275,579	0	-39,302
164 RNVWD DEBT SERVICE FUND	1,636,442	0	30,066	1,600,326	6,050
TOTAL	<u>\$ 2,465,378</u>	<u>\$ 0</u>	<u>\$ 725,159</u>	<u>\$ 1,600,326</u>	<u>\$ 139,893</u>

COUNTY OF SOLANO
STATE OF CALIFORNIA SCHEDULE 15
DETAIL OF PORVISIONS FOR RESERVES/DESIGNATIONS
OF SPECIAL DISTRICTS
FOR THE FISCAL YEAR 2006-2007

FUND AND DISTRICT	RESERVES DESIGNATIO N BALANCE 6/30/2006	RESERVES DESIG. CANCEL PROPOSED	RESERVES DESIG. CANCEL APPROVED	RESEVES DESIG. INCREASE PROPOSED.	RESERVES DESIG. INCREASE APPROVED	TOTAL RESERVES DESIG. FOR BUDGET YEAR
046 COUNTY CONSOLIDATED SVC AREA	409,401	0	0	0	0	409,401
134 EAST VJO FIRE DISTRICT	10,113	0	0	0	0	10,113
160 RURAL NO VACAVILLE WATER DIST	275,579	0	39,302	0	0	236,277
164 RNVWD DEBT SERVICE FUND	1,630,392	0	0	0	49,702	1,680,094
TOTAL	<u>\$ 2,325,485</u>	<u>\$ 0</u>	<u>\$ 39,302</u>	<u>\$ 0</u>	<u>\$ 49,702</u>	<u>\$ 2,335,885</u>

COUNTY OF SOLANO
STATE OF CALIFORNIA SCHEDULE 16
SPECIAL DISTRICTS BUDGET DETAIL
GOVERNED BY THE BOARD OF SUPERVISORS
FOR THE FISCAL YEAR 2006-2007

FINANCING SOURCES	2004-2005	2005-2006	2006-2007	2006-2007
FUND AND DESCRIPTION	ACTUALS	ACTUALS	CAO	FINAL
			RECOMMENDED	ADOPTED
046 - COUNTY CONSOLIDATED SVC AREA				
Taxes	83,891	99,745	105,188	105,188
Revenue From Use of Money/Prop	10,839	17,777	12,000	12,000
Intergovernmental Rev State	1,111	1,158	1,128	1,128
Charges For Services	0	0	2,287	2,287
TOTAL FINANCING AVAILABLE	\$ 95,841	\$ 118,681	\$ 120,603	\$ 120,603

COUNTY OF SOLANO
STATE OF CALIFORNIA SCHEDULE 16
SPECIAL DISTRICTS BUDGET DETAIL
GOVERNED BY THE BOARD OF SUPERVISORS
FOR THE FISCAL YEAR 2006-2007

FINANCING REQUIREMENTS FUND AND DESCRIPTION	2004-2005 ACTUALS	2005-2006 ACTUALS	2006-2007 CAO RECOMMENDED	2006-2007 FINAL ADOPTED
046 - COUNTY CONSOLIDATED SVC AREA				
Services and Supplies	22,185	26,157	148,000	148,000
Other Charges	4,532	6,939	7,487	7,487
Contingencies and Reserves	0	0	50,520	128,563
TOTAL FINANCING REQUIREMENTS	\$ 26,717	\$ 33,096	\$ 206,007	\$ 284,050

COUNTY OF SOLANO
STATE OF CALIFORNIA SCHEDULE 16
SPECIAL DISTRICTS BUDGET DETAIL
GOVERNED BY THE BOARD OF SUPERVISORS
FOR THE FISCAL YEAR 2006-2007

FINANCING SOURCES FUND AND DESCRIPTION	2004-2005 ACTUALS	2005-2006 ACTUALS	2006-2007 CAO RECOMMENDED	2006-2007 FINAL ADOPTED
134 - EAST VJO FIRE DISTRICT				
Taxes	376,461	436,524	464,034	464,034
Revenue From Use of Money/Prop	4,001	7,927	1,400	1,400
Intergovernmental Rev State	5,022	5,100	4,971	4,971
TOTAL FINANCING AVAILABLE	<u>\$ 385,484</u>	<u>\$ 449,551</u>	<u>\$ 470,405</u>	<u>\$ 470,405</u>

COUNTY OF SOLANO
STATE OF CALIFORNIA SCHEDULE 16
SPECIAL DISTRICTS BUDGET DETAIL
GOVERNED BY THE BOARD OF SUPERVISORS
FOR THE FISCAL YEAR 2006-2007

FINANCING REQUIREMENTS FUND AND DESCRIPTION	2004-2005 ACTUALS	2005-2006 ACTUALS	2006-2007 CAO RECOMMENDED	2006-2007 FINAL ADOPTED
134 - EAST VJO FIRE DISTRICT				
Services and Supplies	351,853	462,790	469,005	469,005
Other Charges	1,707	2,026	1,400	1,400
Contingencies and Reserves	0	0	0	9,698
TOTAL FINANCING REQUIREMENTS	<u>\$ 353,560</u>	<u>\$ 464,816</u>	<u>\$ 470,405</u>	<u>\$ 480,103</u>

COUNTY OF SOLANO
STATE OF CALIFORNIA SCHEDULE 16
SPECIAL DISTRICTS BUDGET DETAIL
GOVERNED BY THE BOARD OF SUPERVISORS
FOR THE FISCAL YEAR 2006-2007

FINANCING SOURCES FUND AND DESCRIPTION	2004-2005 ACTUALS	2005-2006 ACTUALS	2006-2007 CAO RECOMMENDED	2006-2007 FINAL ADOPTED
160 - RURAL NO VACAVILLE WATER DIST				
Taxes	18,590	16,250	0	0
Charges For Services	185,133	142,782	195,823	195,823
Misc Revenue	7,594	71,328	0	0
Other Financing Sources	139,720	0	0	0
From Reserve	0	0	0	39,302
TOTAL FINANCING AVAILABLE	<u>\$ 351,037</u>	<u>\$ 230,360</u>	<u>\$ 195,823</u>	<u>\$ 235,125</u>

COUNTY OF SOLANO
STATE OF CALIFORNIA SCHEDULE 16
SPECIAL DISTRICTS BUDGET DETAIL
GOVERNED BY THE BOARD OF SUPERVISORS
FOR THE FISCAL YEAR 2006-2007

FINANCING REQUIREMENTS FUND AND DESCRIPTION	2004-2005 ACTUALS	2005-2006 ACTUALS	2006-2007 CAO RECOMMENDED	2006-2007 FINAL ADOPTED
160 - RURAL NO VACAVILLE WATER DIST				
Services and Supplies	181,645	148,610	163,462	163,462
Other Charges	20,110	37,450	32,361	32,361
TOTAL FINANCING REQUIREMENTS	<u>\$ 201,755</u>	<u>\$ 186,060</u>	<u>\$ 195,823</u>	<u>\$ 195,823</u>

COUNTY OF SOLANO
STATE OF CALIFORNIA SCHEDULE 16
SPECIAL DISTRICTS BUDGET DETAIL
GOVERNED BY THE BOARD OF SUPERVISORS
FOR THE FISCAL YEAR 2006-2007

FINANCING SOURCES FUND AND DESCRIPTION	2004-2005 ACTUALS	2005-2006 ACTUALS	2006-2007 CAO RECOMMENDED	2006-2007 FINAL ADOPTED
164 - RNVWD DEBT SERVICE FUND				
Taxes	894,121	899,149	915,518	915,518
Revenue From Use of Money/Prop	48,034	63,606	52,000	52,000
TOTAL FINANCING AVAILABLE	<u>\$ 942,154</u>	<u>\$ 962,756</u>	<u>\$ 967,518</u>	<u>\$ 967,518</u>

COUNTY OF SOLANO
STATE OF CALIFORNIA SCHEDULE 16
SPECIAL DISTRICTS BUDGET DETAIL
GOVERNED BY THE BOARD OF SUPERVISORS
FOR THE FISCAL YEAR 2006-2007

FINANCING REQUIREMENTS FUND AND DESCRIPTION	2004-2005 ACTUALS	2005-2006 ACTUALS	2006-2007 CAO RECOMMENDED	2006-2007 FINAL ADOPTED
164 - RNVWD DEBT SERVICE FUND				
Services and Supplies	10,390	11,488	15,000	15,000
Other Charges	1,171,029	908,861	908,866	908,866
Other Financing Uses	139,720	0	0	0
Contingencies and Reserves	0	0	0	49,702
TOTAL FINANCING REQUIREMENTS	<u>\$ 1,321,139</u>	<u>\$ 920,349</u>	<u>\$ 923,866</u>	<u>\$ 973,568</u>

This Page Intentionally Left Blank