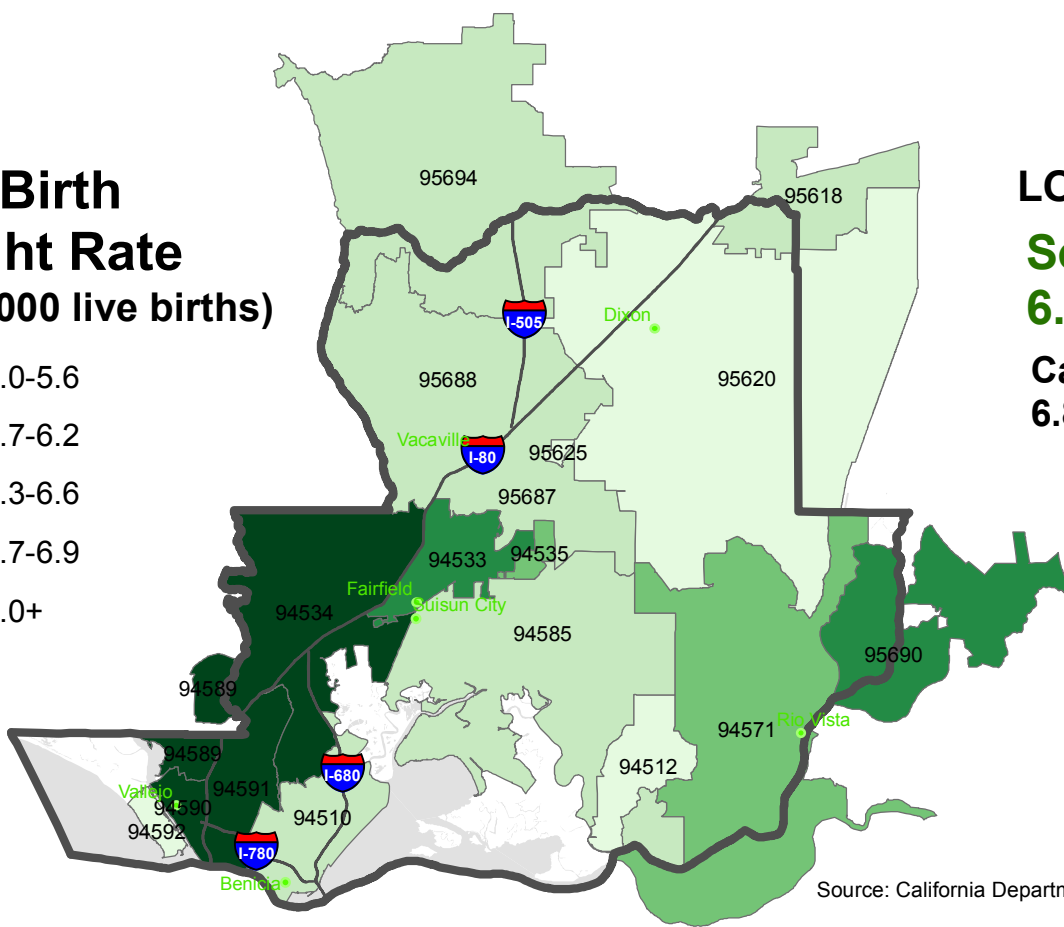
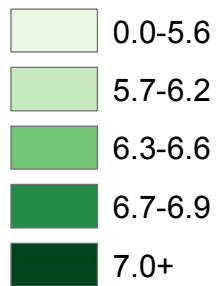


SOLANO COUNTY LOW BIRTH WEIGHT, PRENATAL CARE AND BREASTFEEDING RATES BY ZIP CODE

Low Birth Weight Rate (per 1,000 live births)



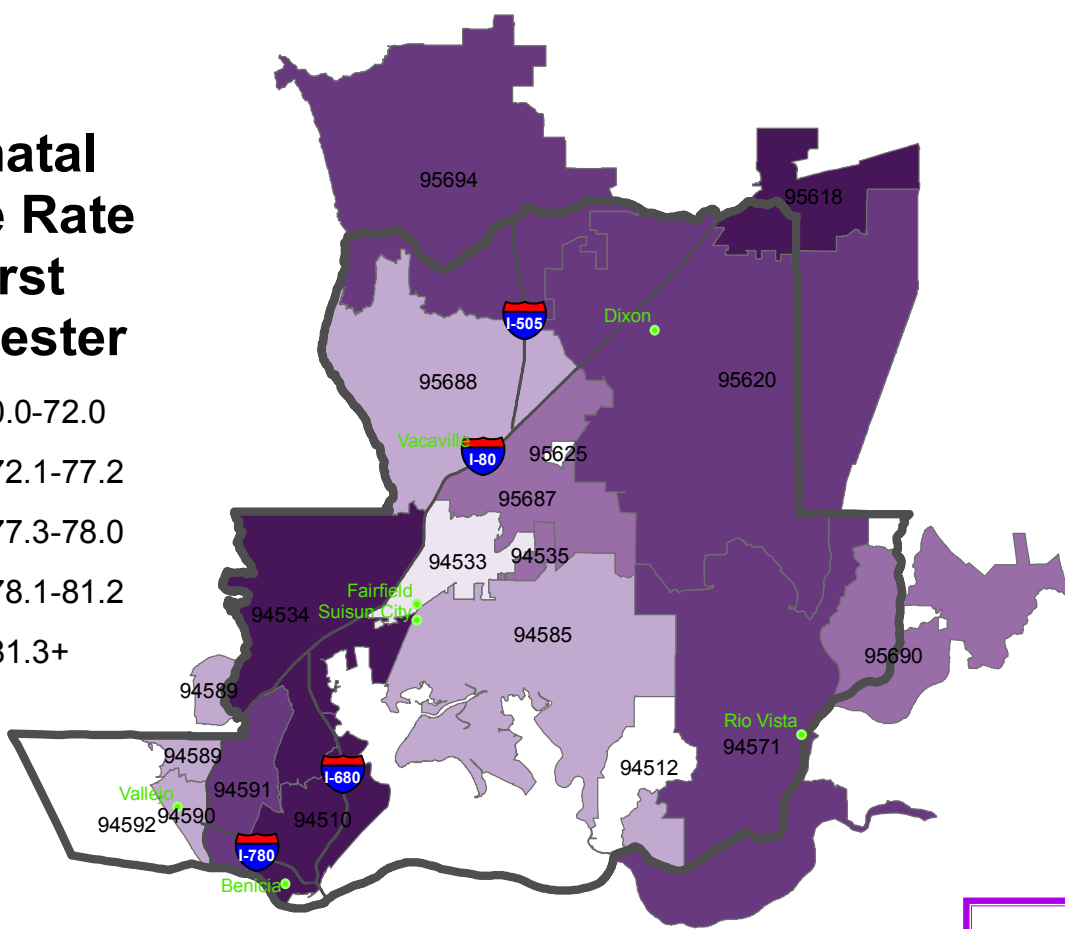
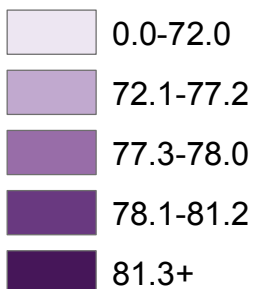
Source: California Department of Public Health, 2010-2012.

LOW BIRTH WEIGHT RATE:

Solano County:
6.6 per 1,000 live births

California:
6.8 per 1,000 live births

Prenatal Care Rate in First Trimester



Source: California Department of Public Health, 2010-2012.

PERCENTAGE OF MOTHER THAT RECEIVED PRENATAL CARE IN THE FIRST TRIMESTER OF PREGNANCY

Solano County:
77.0%

California:
84%

African Americans and Hispanics have lower rates of early entry to prenatal care compared to Whites.

On average, over the past nine years, the rate of early entry to prenatal care among those with **Medi-Cal** insurance was **34%** lower than those with private insurance.

Source: Automated Vital Statistics System, Solano County

Percentage of Mothers Breastfeeding (Any):

Solano County: 94.4%
California: 93.0%

Source: California Department of Public Health, 2012.

