

DEPARTMENTAL PURPOSE

Public Works is responsible for providing and maintaining a safe, reliable roadway network and associated infrastructure in unincorporated Solano County for the benefit of the travelling public.

Budget Summary:

FY2015/16 Third Quarter Projection:	30,255,865
FY2016/17 Recommended:	17,680,548
County General Fund Contribution:	0
Percent County General Fund Supported:	0%
Total Employees (FTEs):	64

FUNCTION AND RESPONSIBILITIES

The Public Works Division of the Department of Resource Management consists of two organizational units – Operations, and Engineering. These units receive general direction from the Director of Resource Management, have administrative authority over the unincorporated areas of the county, and provide a variety of legally mandated and non-mandated programs and services as summarized below:

Public Works Operations

Public Works Operations' primary responsibilities are to:

- Maintain 577 miles of County roads and bridges, including pavement surfaces, roadside drainage ditches and culverts, vegetation management, signing and striping, sidewalks, curbs, gutters, and gravel roads.
- Maintain 93 bridges and 42 large drainage culverts, including the bridge/culvert structures, the roadway surfaces and the associated drainage channels within the road rights-of-way.
- Perform maintenance work on road, airport, parking lot, and drainage facilities for County departments and other agencies on a reimbursable basis.
- Maintain 45 miles of drainage channels under contract with the Solano County Water Agency.

Public Works Engineering

Public Works Engineering's primary responsibilities are to:

- Design and construct County roads and bridges, including major road and bridge rehabilitation and reconstruction projects.
- Participate in regional transportation planning and the development of regional transportation projects as a member agency of the Solano Transportation Authority (STA).

**Bill Emlen, Director of Resource Management
Public Ways**

- Provide traffic engineering services, including traffic orders and signage.
- Issue various permits, including transportation, encroachment, grading and assembly permits.
- Provide engineering, surveying and construction work on road, airport, parking lot, and drainage facilities for County departments and other agencies on a reimbursable basis.
- Contract with local public agencies to maintain Solano County's three traffic signals.
- Contract with PG&E and local contractors to maintain Solano County's 552 existing street lights and install additional lights as needed. Costs are reimbursed from the Consolidated County Service Area budget.
- Administer the County's storm water pollution prevention program.

Road State Match Program

Road State Match Program tracks approximately \$100,000 revenues received annually from the state, such as state matching funds. These state funds can be used to provide matching funds on federally funded projects.

Federal Roads & Bridge Projects

The Federal Road and Bridge Projects Program tracks all the expenditures related to federally funded projects as well as federal reimbursements. Public Works Engineering uses the federal funds to pay for the replacement and rehabilitation of deficient bridges, the paving of federally eligible roads and the construction of road improvement projects. The funds come from a variety of federal programs, and reimburse the County for project costs at a rate ranging from 80 to 100 percent, depending on the specific program.

Administrative Support

Administration supports the Division by handling incoming phone calls and inquiries; maintaining and assisting with accounting, recordkeeping, inventories, fees, imaging processing and retention schedules; and data processing information system operations.

SIGNIFICANT CHALLENGES AND ACCOMPLISHMENTS

- Achieved a pavement condition index of 77 (up from 75), which is an average of the County's road pavement conditions.
- Continued the 3rd year of construction on the Winters Road Bridge Replacement Project, which is nearing completion.
- Completed construction on Asphalt Rubber Chip Seal 2015, Midway-Sievers Safety Improvement Project, Paving Project 2015, Surface Preservation Project 2015, Vacaville-Dixon Bike Route, Vaca Valley Road Curve Improvement Project, which combined to set a new record for construction project delivery for the Department.

WORKLOAD INDICATORS

- Chip-sealed 42 miles of County roads at 33 locations to extend the life of the paved surfaces.
- Completed work on 6 moderate to large sized road improvement projects.
- Continued engineering work on three different bridges at various stages of project development.

Functional Area Summary

2010 – Fund 101-Public Works Bill Emlen, Director of Resource Management Public Ways

DETAIL BY REVENUE AND APPROPRIATION FUNCTIONAL AREA	2014/15 ACTUAL	2015/16 ADOPTED BUDGET	2016/17 RECOMMENDED	FROM ADOPTED TO RECOMMENDED	PERCENT CHANGE
REVENUES					
ROADS STATE MATCH PROGRAM	100,000	100,000	100,000	0	0.0%
FEDERAL ROADS & BRIDGE PROJE	6,763,983	10,965,000	3,506,000	(7,459,000)	(68.0%)
ENGINEERING SERVICES	716,899	419,958	429,648	9,690	2.3%
OPERATION ROAD SERVICES	730,562	546,000	635,200	89,200	16.3%
ADMINISTRATIVE SERVICES	11,528,720	9,342,655	8,879,832	(462,823)	(5.0%)
TOTAL REVENUES	19,840,164	21,373,613	13,550,680	(7,822,933)	(36.6%)
APPROPRIATIONS					
FEDERAL ROADS & BRIDGE PRO	5,597,249	11,131,600	3,680,895	(7,450,705)	(66.9%)
ENGINEERING SERVICES	4,749,388	6,387,826	3,983,030	(2,404,796)	(37.6%)
OPERATION ROAD SERVICES	6,873,007	7,848,376	7,832,019	(16,357)	(0.2%)
ADMINISTRATIVE SERVICES	1,963,615	2,308,720	2,184,604	(124,116)	(5.4%)
TOTAL APPROPRIATIONS	19,183,259	27,676,522	17,680,548	(9,995,974)	(36.1%)
NET CHANGE					
ROADS STATE MATCH PROGRAM	(100,000)	(100,000)	(100,000)	0	0.0%
FEDERAL ROADS & BRIDGE PROJE	(1,166,734)	166,600	174,895	8,295	5.0%
ENGINEERING SERVICES	4,032,489	5,967,868	3,553,382	(2,414,486)	(40.5%)
OPERATION ROAD SERVICES	6,142,445	7,302,376	7,196,819	(105,557)	(1.4%)
ADMINISTRATIVE SERVICES	(9,565,105)	(7,033,935)	(6,695,228)	338,707	(4.8%)
NET CHANGE	(656,905)	6,302,909	4,129,868	(2,173,041)	(34.5%)
NET CHANGE					
ROADS STATE MATCH PROGRAM	(100,000)	(100,000)	(100,000)	0	0.0%
FEDERAL ROADS & BRIDGE PROJE	(1,166,734)	166,600	174,895	8,295	5.0%
ENGINEERING SERVICES	4,032,489	5,967,868	3,553,382	(2,414,486)	(40.5%)
OPERATION ROAD SERVICES	6,142,445	7,302,376	7,196,819	(105,557)	(1.4%)
ADMINISTRATIVE SERVICES	(9,565,105)	(7,033,935)	(6,695,228)	338,707	(4.8%)
NET CHANGE	(656,905)	6,302,909	4,129,868	(2,173,041)	(34.5%)

DEPARTMENTAL BUDGET SUMMARY

The Recommended Budget represents an overall decrease of \$7,822,933 in revenues or 36.6% and a decrease of \$9,995,974 or 36.1% in appropriations when compared to the FY2015/16 Adopted Budget.

The decrease in revenue is largely a result of a \$6,923,000 decrease in federal funding due to less federal projects planned for FY2016/17, a decrease of \$488,971 in Highway Users Tax Assessment (HUTA) revenues resulting from lower gas prices and an anticipated decrease in allocation, and a decrease in Transportation Taxes due to no Transportation Development Act (TDA) Article 3 projects (bicycle and pedestrian projects) planned for FY2016/17 and the transfer of TDA Article 8 funds to the Solano Transportation Authority (STA) to provide intercity paratransit services.

The overall decrease in appropriations primarily reflects less federal project activity. The gap between projected revenues and appropriations in FY2016/17 will be funded by the Road Fund Reserve.

The primary funding source for Public Works is the Highway Users Tax Assessment (HUTA), commonly referred to as the gas tax, and property taxes. Due to lower gas taxes and possible adjustments for prior year overpayment, revenue from Highway Users Taxes will be less. As a precaution, less federal and nonfederal projects are planned for FY2016/17. There are two components of the HUTA, often referred to as old HUTA and new HUTA.

Bill Emlen, Director of Resource Management
Public Ways

Old HUTA consists of Solano County's portion of 18 cents per gallon gas tax which was established in 1995. There has been no adjustment for inflation since then, so the buying power of the funding has decreased substantially with time.

New HUTA represents Solano County's portion of a 17.3 cent per gallon gas tax established in 2010, which includes an inflation index. This funding was originally approved through Proposition 42 in 2002 as a sales tax on gasoline, later under the 2010 Transportation Tax Swap, whereby the State eliminated the sales tax on gasoline and replaced it with an equivalent amount of new gasoline excise tax which is adjusted annually to reflect what the sales tax would have otherwise generated in a given year. Legislation passed as part of the State budget process confirmed the validity of the tax swap, thereby securing the new HUTA funding for Solano County. The State recently voted to adjust the excise tax downward in FY2015/16 due to the declining price of fuel.

Public Works anticipates receiving a total of \$7.5 million of HUTA funding in FY2016/17 which is approximately \$489,000 less than last year, a 6.1% reduction. Public Works also receives substantial federal funding on a project specific reimbursement basis. In FY2016/17, \$3.4 million in federal funding is anticipated.

Non-federal Public Works contracts included in the FY2016/17 Recommended Budget are:

- \$25,000 for design services for Culvert Repair 2016 Project;
- \$600,000 for Culvert Repair Project 2017;
- \$1,000,000 for Paving Project 2016 (5.7 miles of Road); and
- \$311,000 for Micro Surfacing Project 2017.

The cost of fixed assets reflects a net decrease of \$9,194,100 primarily due to the following:

- \$2,525,000 decrease in land acquisition costs for land purchased for the Cordelia Hills Sky Valley Project;
- \$6,745,100 decrease in Construction in Progress primarily due to the net effect of completion of several paving projects and fewer new federal and non-federal projects included in the FY2016/17 Public Works Capital Improvement Plan; and
- \$77,000 increase in Equipment purchases. \$807,000 in Equipment purchases is included in the FY2016/17 Budget to purchase two portable bathrooms for Rio Vista Corp Yard (\$62,000), two message board units (\$40,000), a mini excavator (145,000), two tractor/boom mowers (\$320,000) and a transfer truck and trailer (\$240,000).

Federal road improvement contracts included in the FY2016/17 budget are:

- \$2,102,000 for the construction of three major projects: \$602,000 for the Highway Safety Improvement project on Lake Herman Road, \$1,000,000 for STP Overlay 2017, and \$500,000 for Winters Bridge close out works.
- \$1,027,000 for design and environmental work on five projects, including \$620,000 for the Stevenson Road Bridge, \$100,000 for Bunker Station Road Bridge Replacement project, \$100,000 for Maine Prairie Road, \$50,000 for Pleasants Valley Road Bridge, \$20,000 for Highway Safety Improvement projects on Lake Herman Road, and \$12,000 for various permits.
- \$250,000 for right of way acquisition work for Stevenson Road Bridge.
- \$170,000 for construction engineering services on the three major projects mentioned above.

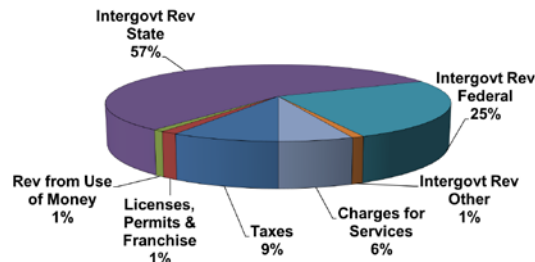
See related Budget Unit 9401 – Fund 101 Contingencies (refer to Contingencies section of the Budget).

DEPARTMENT COMMENTS

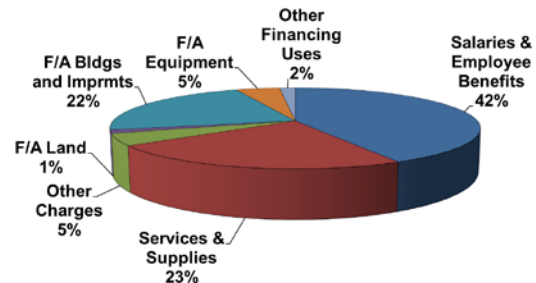
Due to the anticipated decrease in gas tax revenue, the Department has significantly reduced discretionary project expenditures. While the needs exist for a number of these projects, they will be deferred until the Department finds alternative sources of funding (federal, state, or special grant). Projects with current federal grant monies will become the focus of our project delivery, which include a number of safety improvements and bridge replacements.

Because there is an opportunity for the State to potentially modify the gas tax, or for other road funding, the Department has maintained a broader capital improvement plan with a larger list of unfunded projects. Should the revenue outlook change, the Department will have the ability to begin work on more projects.

SOURCE OF FUNDS



USE OF FUNDS



DETAIL BY REVENUE CATEGORY AND APPROPRIATION CATEGORY	2014/15 ACTUAL	2015/16 ADOPTED BUDGET	2016/17 RECOMMENDED	FROM ADOPTED TO RECOMMENDED	PERCENT CHANGE
REVENUES					
TAXES	993,754	1,132,530	1,155,821	23,291	2.1%
LICENSES, PERMITS & FRANCHISE	177,903	164,000	183,000	19,000	11.6%
REVENUE FROM USE OF MONEY/PROP	118,081	117,000	114,000	(3,000)	(2.6%)
INTERGOVERNMENTAL REV STATE	10,469,705	8,145,371	7,656,471	(488,900)	(6.0%)
INTERGOVERNMENTAL REV FEDERAL	6,805,135	10,299,000	3,376,000	(6,923,000)	(67.2%)
INTERGOVERNMENTAL REV OTHER	3,391	666,000	130,000	(536,000)	(80.5%)
CHARGES FOR SERVICES	1,160,433	695,269	804,103	108,834	15.7%
MISC REVENUE	(11,838)	54,443	41,285	(13,158)	(24.2%)
OTHER FINANCING SOURCES	123,600	100,000	90,000	(10,000)	(10.0%)
TOTAL REVENUES	19,840,164	21,373,613	13,550,680	(7,822,933)	(36.6%)
APPROPRIATIONS					
SALARIES AND EMPLOYEE BENEFITS	6,554,973	7,376,121	7,448,357	72,236	1.0%
SERVICES AND SUPPLIES	3,556,983	4,927,310	4,105,223	(822,087)	(16.7%)
OTHER CHARGES	613,187	764,561	835,835	71,274	9.3%
F/A LAND	0	2,775,000	250,000	(2,525,000)	(91.0%)
F/A BLDGS AND IMPRMTS	7,163,159	10,692,100	3,947,000	(6,745,100)	(63.1%)
F/A EQUIPMENT	884,562	731,000	807,000	76,000	10.4%
OTHER FINANCING USES	410,396	410,430	287,133	(123,297)	(30.0%)
TOTAL APPROPRIATIONS	19,183,259	27,676,522	17,680,548	(9,995,974)	(36.1%)
NET CHANGE	(656,905)	6,302,909	4,129,868	(2,173,041)	(34.5%)

SUMMARY OF SIGNIFICANT ADJUSTMENTS

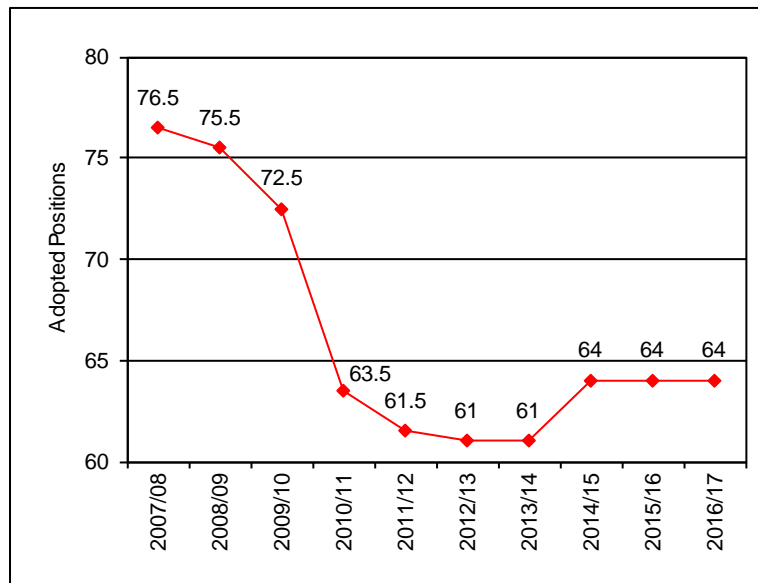
Significant decreases in revenues and appropriations are largely due to less federal project activity and a decrease in State HUTA revenue when compared to the FY2015/16 Adopted Budget.

SUMMARY OF POSITION CHANGES

There are no changes in position allocation.

Bill Emlen, Director of Resource Management
Public Ways

STAFFING TREND



PENDING ISSUES AND POLICY CONSIDERATIONS

The key issue facing Public Works is the continuing federal and State underfunding of transportation. This is a long-term trend that has been masked by the use of one-time sources of funding, such as Proposition 1B and federal stimulus funds. The recent and significant declines in the price of fuel, and resulting reductions to gas tax revenues will impact the Road Fund in FY2016/17. Solano County's roads and non-pavement inventory (culverts and sidewalks) will be similarly impacted. If this revenue depression persists into future years, the conditions of the County's roads will likely decline.

Summary of Other Administered Budgets**3010 – Fund 101-Public Works
Bill Emlen, Director of Resource Management
Public Ways**

DETAIL BY REVENUE AND APPROPRIATION OTHER ADMINISTERED BUDGETS	2014/15 ACTUAL	2015/16 ADOPTED BUDGET	2016/17 RECOMMENDED	FROM ADOPTED TO RECOMMENDED	PERCENT CHANGE
REVENUES					
3030 REGIONAL TRANSPORTATION PROJ	0	10,000	11,000	1,000	10.0%
3020 PUBLIC WORKS IMPROVEMENT	85,079	66,500	65,800	(700)	(1.1%)
APPROPRIATIONS					
3030 REGIONAL TRANSPORTATION PROJ	9,956	10,000	11,000	1,000	10.0%
3020 PUBLIC WORKS IMPROVEMENT	1,000	1,000	1,000	0	0.0%
NET CHANGE					
3030 REGIONAL TRANSPORTATION PROJ	(9,956)	0	0	0	0.0%
3020 PUBLIC WORKS IMPROVEMENT	84,079	65,500	64,800	(700)	(1.1%)

A summary of the budgets administered by the Public Works Department is provided on the following pages.

FUNCTION AND RESPONSIBILITIES

This Budget tracks funds for regional transportation projects. Regional transportation projects typically consist of local roads that provide major points of access to the State highway system, or provide regional connections between communities and key transportation facilities. The Public Works Engineering Division of the Department of Resource Management typically represents the County in the planning and implementation of such projects, many of which are coordinated with the Solano Transportation Authority (STA).

In FY2006/07 the Board of Supervisors approved a loan up to \$3 million from the General Fund to support regional transportation projects, with the goal of repaying the loan with future transportation impact fees.

The current loan outstanding as of June 30, 2016 is \$880,000. On December 3, 2013 the Board adopted a resolution as part of the County Public Facilities Fee (PFF) Update which included a transportation fee component. This fee was established as a means to address the impact of growth on the county regional road system. The transportation fee has two parts: The first part, Part A, of the fee is designed to generate fair-share funding from new development to recover County debt service obligations on the Vanden Road segment of the Jepson Parkway and Suisun Parkway in the unincorporated area. The second part, Part B, is the Regional Transportation Impact Fee (RTIF), which was included at the request of the Solano Transportation Authority (STA), in consultation with the STA's RTIF Policy Committee, composed of the seven City Managers, the Mayors, County Administrator, and one County Supervisor. The County will receive approximately five (5) percent of all RTIF fee revenue for county road projects. This revenue is reflected in the Public Facilities Fund (Fund 296).

DEPARTMENTAL BUDGET SUMMARY

The Recommended Budget represents an increase of \$1,000 or 10.0% in revenue and appropriations when compared to the FY2015/16 Adopted Budget, which represents long-term debt proceeds and the interest payment towards the debt. There are no new projects planned for FY2016/17.

DETAIL BY REVENUE CATEGORY AND APPROPRIATION CATEGORY	2014/15 ACTUAL	2015/16 ADOPTED BUDGET	2016/17 RECOMMENDED	FROM ADOPTED TO RECOMMENDED	PERCENT CHANGE
REVENUES					
OTHER FINANCING SOURCES	0	10,000	11,000	1,000	10.0%
TOTAL REVENUES	0	10,000	11,000	1,000	10.0%
APPROPRIATIONS					
SERVICES AND SUPPLIES	179	0	0	0	0.0%
OTHER CHARGES	9,777	10,000	11,000	1,000	10.0%
TOTAL APPROPRIATIONS	9,956	10,000	11,000	1,000	10.0%
NET CHANGE	9,956	0	0	0	0.0%

SUMMARY OF SIGNIFICANT ADJUSTMENTS

None.

PENDING ISSUES AND POLICY CONSIDERATIONS

There are no pending issues or policy considerations at this time.

FUNCTION AND RESPONSIBILITIES

The Public Works Improvement Fund Budget exists to fund the construction of roads and other public works improvements in certain areas of the county. Property owners who make an application to develop their property, such as a subdivision or building permit, are required in some locations to pay for road improvements. The payments are placed in this Fund as a holding account until the road improvements are made, at which time the funds are used to reimburse the actual cost of the work performed. The improvements are restricted to the area where the property development occurred. The largest sources of such payments are the English Hills Zone of Benefit and the Green Valley Zone of Benefit. The work is performed by Public Works Division employees on a reimbursable basis.

DEPARTMENTAL BUDGET SUMMARY

The Recommended Budget represents a decrease \$700 or 1.1% in revenues and no changes in appropriations when compared to the FY2015/16 Adopted Budget.

See related Budget Unit 9122 - Fund 278 Contingencies (refer to Contingencies section of the Budget).

DETAIL BY REVENUE CATEGORY AND APPROPRIATION CATEGORY	2014/15 ACTUAL	2015/16 ADOPTED BUDGET	2016/17 RECOMMENDED	FROM ADOPTED TO RECOMMENDED	PERCENT CHANGE
REVENUES					
REVENUE FROM USE OF MONEY/PROP	1,802	1,500	800	(700)	(46.7%)
MISC REVENUE	83,277	65,000	65,000	0	0.0%
TOTAL REVENUES	85,079	66,500	65,800	(700)	(1.1%)
APPROPRIATIONS					
OTHER CHARGES	1,000	1,000	1,000	0	0.0%
TOTAL APPROPRIATIONS	1,000	1,000	1,000	0	0.0%
NET CHANGE	(84,079)	(65,500)	(64,800)	700	(1.1%)

SUMMARY OF SIGNIFICANT ADJUSTMENTS

None.

PENDING ISSUES AND POLICY CONSIDERATIONS

There are no pending issues or policy considerations at this time.

This Page Intentionally Left Blank