

DEPARTMENTAL PURPOSE

Public Works is responsible for providing and maintaining a safe, reliable roadway network and associated infrastructure in unincorporated Solano County for the benefit of the travelling public.

Budget Summary:

FY2014/15 Third Quarter Projection:	28,104,158
FY2015/16 Recommended:	27,624,164
County General Fund Contribution:	0
Percent County General Fund Supported:	0%
Total Employees (FTEs):	64

FUNCTION AND RESPONSIBILITIES

The Public Works Division of the Department of Resource Management consists of two organizational units – Operations, and Engineering. These units receive general direction from the Director of Resource Management, have administrative authority over the unincorporated areas of the county, and provide a variety of legally mandated and non-mandated programs and services as summarized below:

Public Works Operations

Public Works Operations' primary responsibilities are to:

- Maintain 578 miles of County roads and bridges, including pavement surfaces, roadside drainage ditches and culverts, vegetation management, signing and striping, sidewalks, curbs, gutters, and gravel roads.
- Maintain 93 bridges and 42 large drainage culverts, including the bridge/culvert structures, the roadway surfaces and the associated drainage channels within the road rights-of-way.
- Perform maintenance work on road, airport, parking lot, and drainage facilities for County departments and other agencies on a reimbursable basis.
- Maintain 45 miles of drainage channels under contract with the Solano County Water Agency.

Public Works Engineering

Public Works Engineering's primary responsibilities are to:

- Design and construct County roads and bridges, including major road and bridge rehabilitation and reconstruction projects.
- Participate in regional transportation planning and the development of regional transportation projects as a member agency of the Solano Transportation Authority (STA).

**Bill Emlen, Director of Resource Management
Public Ways**

- Provide traffic engineering services, including traffic orders and signage.
- Issue various permits, including transportation, encroachment, grading and assembly permits.
- Provide engineering, surveying and construction work on road, airport, parking lot, and drainage facilities for County departments and other agencies on a reimbursable basis.
- Contract with local public agencies to maintain Solano County's three traffic signals.
- Contract with PG&E and local contractors to maintain Solano County's 552 existing street lights and install additional lights as needed. Costs are reimbursed from the Consolidated County Service Area budget.
- Administer the County's storm water pollution prevention program.

Road State Match Program

Road State Match Program tracks approximately \$100,000 revenues received annually from the state, such as state matching funds. These state funds can be used to provide matching funds on federally funded projects.

Federal Roads & Bridge Projects

The Federal Road and Bridge Projects Program tracks all the expenditures related to federally funded projects as well as federal reimbursements. Public Works Engineering uses the federal funds to pay for the replacement and rehabilitation of deficient bridges, the paving of federally eligible roads and the construction of road improvement projects. The funds come from a variety of federal programs, and reimburse the County for project costs at a rate ranging from 80 to 100 percent, depending on the specific program.

Administrative Support

Administration supports the Division by handling incoming phone calls and inquiries; maintaining and assisting with accounting, recordkeeping, inventories, fees, imaging processing and retention schedules; and data processing information system operations.

SIGNIFICANT CHALLENGES AND ACCOMPLISHMENTS

- Achieved a pavement condition index of 75 (up from 71), placing unincorporated Solano County as the highest rated for pavement conditions amongst the nine bay area counties.
- Transitioned the Intercity Taxi Scrip service to the Solano Transportation Authority without impacts to paratransit riders.
- Continued the 2nd year of construction on the Winters Road Bridge Replacement Project, which will take approximately 3 years to complete.
- Completed construction on Paving Project 2014, Terminal Blend Chip Seal 2013, and Culvert Repair Project 2014, which provided new surfacing to roads and repairs to culverts.

WORKLOAD INDICATORS

- Chip-sealed (oiled fine gravel) 39 miles of County roads at 35 locations to extend the life of the paved surfaces.
- Continued engineering work on three different bridges at various stages of project development.

Functional Area Summary

2010 – Fund 101-Public Works Bill Emlen, Director of Resource Management Public Ways

DETAIL BY REVENUE AND APPROPRIATION FUNCTIONAL AREA	2013/14 ACTUAL	2014/15 ADOPTED BUDGET	2015/16 RECOMMENDED	FROM ADOPTED TO RECOMMENDED	PERCENT CHANGE
REVENUES					
ROADS STATE MATCH PROGRAM	100,000	100,000	100,000	0	0.0%
FEDERAL ROADS & BRIDGE PROJECTS	7,632,860	13,895,900	10,965,000	(2,930,900)	(21.1%)
ENGINEERING SERVICES	1,239,238	775,712	367,600	(408,112)	(52.6%)
OPERATION ROAD SERVICES	314,229	586,000	546,000	(40,000)	(6.8%)
ADMINISTRATIVE SERVICES	12,039,813	10,957,747	9,342,655	(1,615,092)	(14.7%)
TOTAL REVENUES	21,326,140	26,315,359	21,321,255	(4,994,104)	(19.0%)
APPROPRIATIONS					
FEDERAL ROADS & BRIDGE PROJECTS	7,117,807	14,980,700	11,131,600	(3,849,100)	(25.7%)
ENGINEERING SERVICES	3,261,645	6,453,878	6,335,468	(118,410)	(1.8%)
OPERATION ROAD SERVICES	6,432,121	7,632,897	7,848,376	215,479	2.8%
ADMINISTRATIVE SERVICES	1,913,661	2,087,687	2,308,720	221,033	10.6%
TOTAL APPROPRIATIONS	18,725,234	31,155,162	27,624,164	(3,530,998)	(11.3%)
CHANGE IN FUND BALANCE					
ROADS STATE MATCH PROGRAM	(100,000)	(100,000)	(100,000)	0	0.0%
FEDERAL ROADS & BRIDGE PROJECTS	(515,053)	1,084,800	166,600	(918,200)	(84.6%)
ENGINEERING SERVICES	2,022,407	5,678,166	5,967,868	289,702	5.1%
OPERATION ROAD SERVICES	6,117,892	7,046,897	7,302,376	255,479	3.6%
ADMINISTRATIVE SERVICES	(10,126,151)	(8,870,060)	(7,033,935)	1,836,125	(20.7%)
NET CHANGE	(2,600,905)	4,839,803	6,302,909	1,463,106	30.2%
STAFFING					
ROADS STATE MATCH PROGRAM	0.0	0.0	0.0	0.0	0.0 %
FEDERAL ROADS & BRIDGE PROJECTS	0.0	0.0	0.0	0.0	0.0 %
ENGINEERING SERVICES	16.0	17.0	17.0	0.0	0.0 %
OPERATION ROAD SERVICES	40.0	42.0	42.0	0.0	0.0 %
ADMINISTRATIVE SERVICES	5.0	5.0	5.0	0.0	0.0 %
TOTAL STAFFING	61.0	64.0	64.0	0.0	0.0 %

DEPARTMENTAL BUDGET SUMMARY

The Recommended Budget represents an overall decrease of \$4,994,104 in revenues or 19%, largely as a result of a \$2,838,900 decrease in federal funding due to less federal projects planned for FY2015/16, a decrease of \$1,786,670 in Highway Users Tax Assessment (HUTA) revenues resulting from lower gas prices and an anticipated decrease in allocation, and a decrease in Transportation Taxes due to no Transportation Development Act (TDA) Article 3 projects (bicycle and pedestrian projects) planned for FY2015/16 and the transfer of TDA Article 8 funds to the Solano Transportation Authority (STA) to provide intercity paratransit services. The overall decrease of \$3,530,998 or 11.3% in appropriations primarily reflects less federal project activity offset by an increase in professional services for the Terminal Blend Chip Seal project. The gap between projected revenues and appropriations in FY2015/16 will be funded by anticipated FY2014/15 Fund Balance and the Road Fund Reserve.

The primary funding source for Public Works is the Highway Users Tax Assessment (HUTA), commonly referred to as the gas tax. There are two components of the HUTA, often referred to as old HUTA and new HUTA.

Old HUTA consists of Solano County's portion of 18 cents per gallon gas tax which was established in 1995. There has been no adjustment for inflation since then, so the buying power of the funding has decreased substantially with time.

New HUTA represents Solano County's portion of a 17.3 cent per gallon gas tax established in 2010, which includes an inflation index. This funding was originally approved through Proposition 42 in 2002 as a sales tax on gasoline, later under the 2010 Transportation Tax Swap, whereby the State eliminated the sales tax on gasoline and replaced it with an equivalent amount of

Bill Emlen, Director of Resource Management
Public Ways

new gasoline excise tax which is adjusted annually to reflect what the sales tax would have otherwise generated in a given year. Legislation passed as part of the State budget process confirmed the validity of the tax swap, thereby securing the new HUTA funding for Solano County. The State recently voted to adjust the excise tax downward in FY2015/16 due to the declining price of fuel.

Public Works anticipates receiving a total of \$8.0 million of HUTA funding in FY2015/16. Public Works also receives substantial federal funding on a project specific reimbursement basis. In FY2015/16, \$10.3 million in federal funding is anticipated.

Non-federal Public Works contracts included in the FY2015/16 Recommended Budget are:

- \$200,000 for design services for Culvert Repair 2016 Project;
- \$400,000 for Culvert Repair Project 2015 and 2016;
- \$800,000 for Paving Project 2015 (3.8 miles of Road);
- \$1,000,000 for Paving Project 2016 (5.7 miles of Road);
- \$944,000 for Terminal Blend Chip Seal Project; and
- \$220,000 for Construction Support Services and Permits.

The cost of fixed assets reflects a net decrease of \$4,544,900 primarily due to the following:

- \$60,000 decrease in land acquisition costs for right of way work completed on Farrell Road and Timm Road;
- \$4,454,900 decrease in Construction in Progress primarily due to the net effect of completion of several paving projects and several new federal and non-federal projects included in the FY2015/16 Public Works Capital Improvement Plan; and
- \$30,000 decrease in Equipment purchases. \$730,000 in Equipment purchases is included in the FY2015/16 Budget to replace three dump trucks (\$350,000), an herbicide weed spray truck (\$140,000), a Transfer Truck and Trailer (\$175,000), a Utility Dump Truck (\$25,000), and a semi bottom dump trailer (\$40,000).

Federal road improvement contracts included in the FY2015/16 budget are:

- \$653,000 for design and environmental work on five projects, including \$285,000 for the Stevenson Road Bridge, \$230,000 for Pleasants Valley Road Bridge, \$50,000 for the Farm to Market project, \$10,000 for Bunker Station Road Bridge Replacement project, \$58,000 for Highway Safety Improvement projects on Putah Creek Road, Rockville Road, Lake Herman Road, and \$20,000 for various permits;
- \$2,775,000 for right of way acquisition work that includes \$2,525,000 for the Cordelia Hills Sky Valley Project which was rebudgeted to FY2015/16; and \$250,000 for Stevenson Road Bridge;
- \$7,619,100 for the construction of nine projects, including four major projects: \$3,700,000 for the Winters Road Bridge project; \$2,811,900 for Highway Safety Improvement projects on Putah Creek Road, Rockville Road, Lake Herman Road; and \$1,057,200 for Farm to Market project; \$50,000 for Cordelia Hills Sky Valley Road.

DEPARTMENT COMMENTS

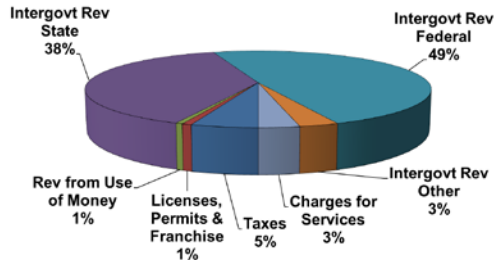
Public Works design and construction activity is expected to remain very heavy through FY2015/16 with significant increases to locally (non-federal) funded projects. Public Works is planning to deliver \$14.65 million in projects in FY2015/16, which is significantly above Public Works Engineering's historic average for federal and non-federal project delivery of \$5.5 million. The Division will be using consultants to help accomplish required inspections and the Department will continue to evaluate ongoing staffing requirements to meet workload demands.

The maintenance needs of some of the County's culvert inventory, as well as some non-federal roads (not eligible for federal funds); require Road Fund expenditures to bring them up to current maintenance standards. These expenditures will reduce the long-term costs of maintenance on these structures and roads. In general, the condition of the County's roads is improving due to the Department's established maintenance program resulting in a reduction of the projected maintenance backlog.

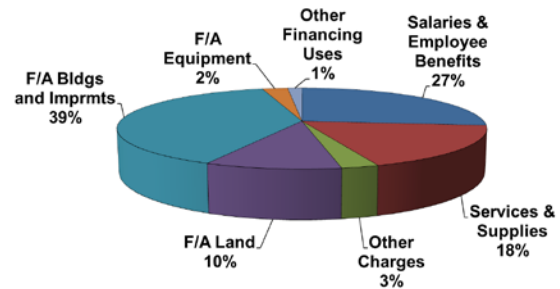
Functional Area Summary

3010 – Fund 101-Public Works Bill Emlen, Director of Resource Management Public Ways

SOURCE OF FUNDS



USE OF FUNDS



DETAIL BY REVENUE CATEGORY AND APPROPRIATION CATEGORY	2013/14 ACTUALS	2014/15 ADOPTED BUDGET	2015/16 RECOMMENDED	FROM ADOPTED TO RECOMMENDED	PERCENT CHANGE
REVENUES					
TAXES	1,572,407	1,440,000	1,132,530	(307,470)	(21.4%)
LICENSES, PERMITS & FRANCHISE	318,270	179,300	164,000	(15,300)	(8.5%)
REVENUE FROM USE OF MONEY/PROP	98,694	96,000	117,000	21,000	21.9%
INTERGOVERNMENTAL REV STATE	11,026,354	9,932,041	8,145,371	(1,786,670)	(18.0%)
INTERGOVERNMENTAL REV FEDERAL	7,220,547	13,137,900	10,299,000	(2,838,900)	(21.6%)
INTERGOVERNMENTAL REV OTHER	169,424	628,000	666,000	38,000	6.1%
CHARGES FOR SERVICES	855,010	850,218	695,269	(154,949)	(18.2%)
MISC REVENUE	17,934	1,900	2,085	185	9.7%
OTHER FINANCING SOURCES	47,500	50,000	100,000	50,000	100.0%
TOTAL REVENUES	21,326,140	26,315,359	21,321,255	(4,994,104)	(19.0%)
APPROPRIATIONS					
SALARIES AND EMPLOYEE BENEFITS	6,206,010	6,995,723	7,376,121	380,398	5.4%
SERVICES AND SUPPLIES	3,705,491	4,299,771	4,874,952	575,181	13.4%
OTHER CHARGES	686,375	692,036	764,561	72,525	10.5%
F/A LAND	42,683	2,835,000	2,775,000	(60,000)	(2.1%)
F/A BLDGS AND IMPRMTS	7,106,676	15,147,000	10,692,100	(4,454,900)	(29.4%)
F/A EQUIPMENT	572,421	761,000	731,000	(30,000)	(3.9%)
OTHER FINANCING USES	405,577	424,632	410,430	(14,202)	(3.3%)
TOTAL APPROPRIATIONS	18,725,234	31,155,162	27,624,164	(3,530,998)	(11.3%)
NET CHANGE	(2,600,905)	4,839,803	6,302,909	1,463,106	30.2%

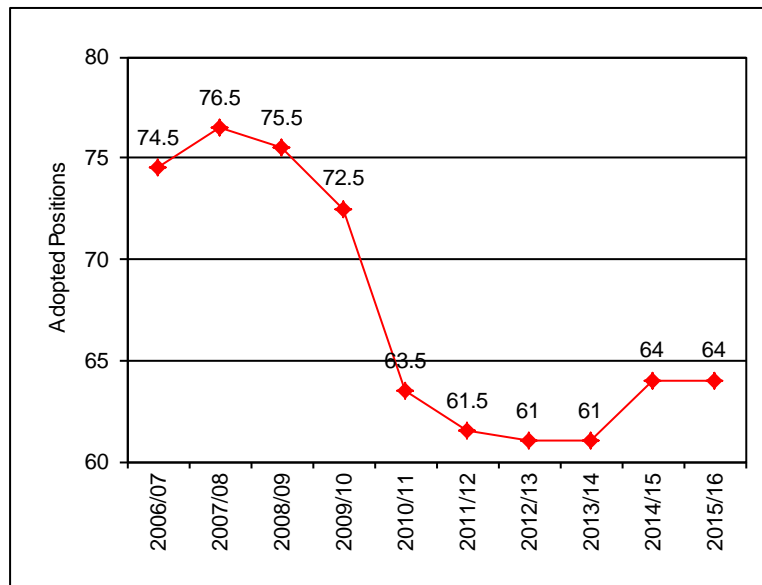
SUMMARY OF SIGNIFICANT ADJUSTMENTS

Significant decreases in revenues and appropriations are largely due to less federal project activity and a decrease in HUTA revenue when compared to the FY2015/16 Adopted Budget.

SUMMARY OF POSITION CHANGES

None.

Bill Emlen, Director of Resource Management
Public Ways

STAFFING TREND**PENDING ISSUES AND POLICY CONSIDERATIONS**

The key issue facing Public Works is the continuing federal and State underfunding of transportation. This is a long-term trend that has been masked by the use of one-time sources of funding, such as Proposition 1B and federal stimulus funds. The recent declines in the price of fuel, and resulting reductions to HUTA revenues will temporarily impact the Road Fund for at least FY2015/16. Solano County's roads will be similarly impacted. If funding continues to decrease into future years, it is expected that the conditions of County roads will likely decline.

Summary of Other Administered Budgets**3010 – Fund 101-Public Works
Bill Emlen, Director of Resource Management
Public Ways**

DETAIL BY REVENUE AND APPROPRIATION OTHER ADMINISTERED BUDGETS	2013/14 ACTUAL	2014/15 ADOPTED BUDGET	2015/16 RECOMMENDED	FROM ADOPTED TO RECOMMENDED	PERCENT CHANGE
3020 PUBLIC WORKS IMPROVEMENT	60,124	46,100	66,500	20,400	44.3%
3030 REGIONAL TRANSPORTATION PROJ	1,500,000	39,078	10,000	(29,078)	(74.4%)
APPROPRIATIONS					
3020 PUBLIC WORKS IMPROVEMENT	1,000	1,000	1,000	0	0.0%
3030 REGIONAL TRANSPORTATION PROJ	11,084	39,078	10,000	(29,078)	(74.4%)
NET CHANGE					
3020 PUBLIC WORKS IMPROVEMENT	59,124	45,100	65,500	20,400	45.2%
3030 REGIONAL TRANSPORTATION PROJ	1,488,916	0	0	0	0.0%

A summary of the budgets administered by the Public Works Department is provided on the following pages.

FUNCTION AND RESPONSIBILITIES

This Budget tracks funds for regional transportation projects. Regional transportation projects typically consist of local roads that provide major points of access to the State highway system, or provide regional connections between communities and key transportation facilities. The Public Works Engineering Division of the Department of Resource Management typically represents the County in the planning and implementation of such projects, many of which are coordinated with the Solano Transportation Authority (STA).

In FY2006/07 the Board of Supervisors approved a loan up to \$3 million from the General Fund to support regional transportation projects, with the goal of repaying the loan with future transportation impact fees.

The current loan outstanding as of June 30, 2015 is \$1.0 million. On December 3, 2013 the Board adopted a resolution as part of the County Public Facilities Fee (PFF) Update which included a transportation fee component. This fee was established as a means to address the impact of growth on the county regional road system. The transportation fee has two parts: The first part, Part A, of the fee is designed to generate fair-share funding from new development to recover County debt service obligations on the Vanden Road segment of the Jepson Parkway and Suisun Parkway in the unincorporated area. The second part, Part B, is the Regional Transportation Impact Fee (RTIF), which was included at the request of the Solano Transportation Authority (STA), in consultation with the STA's RTIF Policy Committee, composed of the seven City Managers, the Mayors, County Administrator, and one County Supervisor. The County will receive approximately five (5) percent of all RTIF fee revenue for county road projects. This revenue is reflected in the Public Facilities Fund (Fund 296).

DEPARTMENTAL BUDGET SUMMARY

The Recommended Budget represents a decrease of \$29,078 or 74.4% in revenue and appropriations which represents long-term debt proceeds and the interest payment towards the debt. There are no new projects planned for FY2015/16.

DETAIL BY REVENUE CATEGORY AND APPROPRIATION CATEGORY	2013/14 ACTUALS	2014/15 ADOPTED BUDGET	2015/16 RECOMMENDED	FROM ADOPTED TO RECOMMENDED	PERCENT CHANGE
REVENUES					
OTHER FINANCING SOURCES	1,500,000	39,078	10,000	(29,078)	(74.4%)
TOTAL REVENUES	1,500,000	39,078	10,000	(29,078)	(74.4%)
APPROPRIATIONS					
SERVICES AND SUPPLIES	2,199	5,000	0	(5,000)	(100.0%)
OTHER CHARGES	8,885	34,078	10,000	(24,078)	(70.7%)
TOTAL APPROPRIATIONS	11,084	39,078	10,000	(29,078)	(74.4%)
NET CHANGE	(1,488,916)	0	0	0	0.0%

SUMMARY OF SIGNIFICANT ADJUSTMENTS

None.

FUNCTION AND RESPONSIBILITIES

The Public Works Improvement Fund Budget exists to fund the construction of roads and other public works improvements in certain areas of the county. Property owners who make an application to develop their property, such as a subdivision or building permit, are required in some locations to pay for road improvements. The payments are placed in this Fund as a holding account until the road improvements are made, at which time the funds are used to reimburse the actual cost of the work performed. The improvements are restricted to the area where the property development occurred. The largest sources of such payments are the English Hills Zone of Benefit and the Green Valley Zone of Benefit. The work is performed by the Public Works Division on a reimbursable basis.

DEPARTMENTAL BUDGET SUMMARY

The Recommended Budget represents an increase in revenues of \$20,400 or 44.3% in revenues and no change in appropriations when compared to the FY2014/15 Adopted Budget. Revenues are projected to increase based on the continued increases in development activity.

See related Budget Unit 9122 - Fund 278 Contingencies (refer to Contingencies section of the Budget).

DETAIL BY REVENUE CATEGORY AND APPROPRIATION CATEGORY	2013/14 ACTUALS	2014/15 ADOPTED BUDGET	2015/16 RECOMMENDED	FROM ADOPTED TO RECOMMENDED	PERCENT CHANGE
REVENUES					
REVENUE FROM USE OF MONEY/PROP	1,082	1,100	1,500	400	36.4%
MISC REVENUE	59,042	45,000	65,000	20,000	44.4%
TOTAL REVENUES	60,124	46,100	66,500	20,400	44.3%
APPROPRIATIONS					
OTHER CHARGES	1,000	1,000	1,000	0	0.0%
TOTAL APPROPRIATIONS	1,000	1,000	1,000	0	0.0%
NET CHANGE	(59,124)	(45,100)	(65,500)	(20,400)	45.2%

SUMMARY OF SIGNIFICANT ADJUSTMENTS

None.

This Page Intentionally Left Blank