



Agenda Submittal

Agenda #: 8 **Status:** Consent Calendar
Type: Report **Department:** Treasurer-Tax Collector-County Clerk
File #: 24-92 **Contact:** Charles Lomeli, 784-3419
Agenda date: 2/27/2024 **Final action:** 2/27/2024
Title: Accept the Solano County Treasurer’s Quarterly Report for the period of October 1, 2023 through December 31, 2023

Governing body: Board of Supervisors

District: All

Attachments: 1. A - Letter to the Board, 2. B - Statement of Compliance, 3. C - Investment Portfolio, 4. D - Balance Sheet and Income Statement, 5. E - Yield Curve, 6. F - Pars 115 Report

Date	Ver.	Action By	Action	Result
------	------	-----------	--------	--------

2/27/2024	1	Board of Supervisors		
-----------	---	----------------------	--	--

Published Notice Required? Yes No
Public Hearing Required? Yes No

DEPARTMENTAL RECOMMENDATION:

It is recommended that the Board accept the County Treasurer’s Quarterly Report for the period of October 1, 2023 through December 31, 2023.

SUMMARY:

Submitted herein is the Treasurer’s FY2023/24 Second Quarter Report, which contains the Treasurer’s Statement of Compliance.

This report is provided for informational purposes only. All information contained in this report pertains to all County, district, agency and school district funds. This report is also available on the Treasurer’s web site at www.solanocounty.com.

FINANCIAL IMPACT:

There is no financial impact in accepting this report. The costs associated with preparing the agenda item are nominal and absorbed by the Department’s FY2023/24 Working Budget.

ALTERNATIVES:

The Board could elect not to accept this report at this time or request a change in content or format.

OTHER AGENCY INVOLVEMENT:

This report will be promulgated to the distribution list on the Statement of Compliance and published on the Treasurer’s website.

CAO RECOMMENDATION:

APPROVE DEPARTMENTAL RECOMMENDATION

CHARLES LOMELI
Treasurer-Tax Collector-County Clerk

DENISE DIX
Assistant Treasurer-Tax Collector-
County Clerk

TREASURER-TAX COLLECTOR-COUNTY CLERK



SOLANO COUNTY

675 Texas Street, Suite 1900
Fairfield, CA 94533-6342
(707) 784-7485
Treasurer (707) 784-6295
Fax (707) 784-6311
ttccc@solanocounty.com
www.solanocounty.com

January 29, 2024

The Honorable Members of the Board of Supervisors
County of Solano County
675 Texas Street, Suite 6500
Fairfield CA 94533

Honorable Members of the Board:

It is my pleasure to present the quarterly report for the second quarter of FY2023/24.

State of the Treasury

The \$ 2.1 billion Treasurer's pool is managed in accordance with the tenets of California Government Code §53600.5 to provide for the safety of principal, adequate liquidity for all anticipated cash flow requirements, and a consistent rate of return commensurate with the established risk profile. The \$832 million currently held in cash and investments with six months or less left to maturity should provide adequate funding for all anticipated cash needs, while also affording the Treasury an opportunity to invest excess liquidity at higher rates.

The treasury pool is maintained with a duration designed to stabilize yields consistent with the risk profile established by the Treasurer. The treasury pool is also diversified from a credit risk perspective by maintaining a mix of investments that includes 18% in US Treasuries, 62% in Government Sponsored Enterprises, 4% in US Corporations, and 4% in Municipals; with the balance of 12% held in a variety of assets including LAIF, commercial paper, shares of beneficial interest and other holdings allowable under §53601.

Current Market Conditions Impacting the Treasury Pool

Treasury managers monitor information provided by the Federal Reserve; its actions and information impact the interest rates at the short end of the yield curve where nearly all the treasury pool investments are made. Due to rising inflation in the economy that began many months ago, the Federal Open Market Committee (FOMC) which is charged with maintaining full employment and stable prices began a campaign to raise interest rates incrementally in an attempt to reduce growth in the economy and cause inflation to fall.

The FOMC convened December 12-13, 2023 to reset the funds rate. Following several increases to the Federal Funds Rate, the FOMC paused and did not increase the federal funds rate for the fifth time. The funds rate lower bounds is 5.25 percent and the upper bounds rate is 5.50 percent. The FOMC statement released with the announcement indicated economic activity has slowed from a strong pace in the third quarter and inflation has eased but remains elevated. The statement indicated that the banking system is sound. The policy of contraction will continue with the reduction of treasury security holdings, agency securities and mortgage-backed securities. The committee reiterated a strong commitment to reducing inflation to its 2 percent objective. In the meeting minutes for the December 12-13 meeting released on January 3, 2024, it is noted that it is possible the economy could evolve that would cause rates to go higher and that rates could remain high for longer than anticipated, but most officials anticipate policy rates will be lower this coming year.

The FOMC is scheduled to make its next announcement decision to change rates on January 31, 2024.

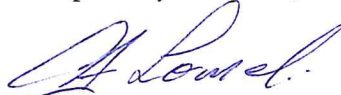
Expectations going forward

Given the FOMC statement and data provided in the Beige Book Report, employment data and CPI data, treasury managers expect interest rates on the short end of the interest rate curve to remain stable in the coming quarter.

As investments in the pool mature and are reinvested, the yield on newly invested funds will be slightly higher. Higher rates of return mean the interest rate earned and apportioned to treasury pool participants will be slightly higher in the coming quarters.

Credit quality of corporate securities will continue to be monitored as higher interest rates begin to bite into economic growth, and investments will continue to be diversified to mitigate risk.

Respectfully Submitted,



CHARLES LOMELI

Treasurer – Tax Collector – County Clerk

- Attachment A – Letter to the Board
- Attachment B – Statement of Compliance
- Attachment C – Investment Portfolio
- Attachment D – Balance Sheet and Income Statement
- Attachment E – Yield Curve
- Attachment F – PARS 115 Report

CHARLES LOMELI
Treasurer-Tax Collector-County Clerk

DENISE DIX
Assistant Treasurer-Tax Collector-
County Clerk

TREASURER-TAX COLLECTOR-COUNTY CLERK



**SOLANO
COUNTY**

675 Texas Street, Suite 1900
Fairfield, CA 94533-6342
(707) 784-7485
Treasurer (707) 784-6295
Fax (707) 784-6311
ttccc@solanocounty.com
www.solanocounty.com

STATEMENT OF COMPLIANCE

December 31, 2023

Liquidity:

The Treasury has a cash and cash equivalent position (securities maturing within 6 months) of \$832 million as of December 31, 2023. Based on historical trend analysis and projections by the various school districts, it is estimated that this cash position is adequate to meet projected liquidity requirements of the pool participants for the next six months.

Should the treasury experience unusual demands on cash, the liquidity position will be adjusted accordingly.

Investments:

The investment portfolio has been reviewed by the Treasurer-Tax Collector-County Clerk on December 31, 2023 and found to be in compliance with the Investment Policy.

Reporting and Distribution:

In accordance with Government Code section 53607, a monthly report is submitted to the Clerk of the Board electronically.

In accordance with the Government Code section 53646 this non-mandated quarterly report is submitted to provide full disclosure to the Board and public.

This report is also made available to the Superintendent of Schools, the business managers of each district, many pool participants and the public at large via the Internet.

Respectfully Submitted,

CHARLES LOMELI
Treasurer-Tax Collector-County Clerk

BOOK VALUE VS MARKET REPORT

Solano County Treasurer

INVESTMENT PORTFOLIO ACCOUNTING 23.4.0

LAST INTEREST ACCRUAL DATE: 12/31/2023

SECURITY ID/LOT NO.	DESCRIPTION	FAS115 CLASS	MATURITY/ CALL DATE	PAR VALUE	BOOK VALUE	MARKET VALUE	MARKET GAIN/LOSS	MARKET DATE
PORTFOLIO: POOL								
SECURITY TYPE: CORP								
46625HJT8/001	JP MORGAN CHASE	AFS	02/01/2024	8,000,000.00	7,992,625.77	7,985,842.48	-6,783.29	12/29/2023
023135BW5/001	AMAZON.COM	AFS	05/12/2024	6,000,000.00	5,994,823.97	5,894,015.16	-100,808.81	12/29/2023
023135BW5/002	AMAZON.COM	AFS	05/12/2024	5,000,000.00	4,926,681.44	4,661,500.00	-265,181.44	12/31/2023
166764BW9/001	CHEVRON CORP	AFS	05/11/2025	8,753,000.00	8,629,658.46	8,394,504.34	-235,154.12	12/29/2023
037833BG4/001	APPLE INC	AFS	05/13/2025	5,000,000.00	4,903,722.58	4,898,714.55	-5,008.03	12/29/2023
427866AU2/001	HERSHEY	AFS	05/21/2025	10,000,000.00	9,698,955.73	9,783,101.30	84,145.57	12/29/2023
94988J6B8/001	WELLS FARGO BANK	AFS	08/01/2025	10,000,000.00	9,992,362.54	10,101,855.30	109,492.76	12/29/2023
594918BJ2/001	MICROSOFT CORP	AFS	08/03/2025	11,400,000.00	11,435,547.30	11,130,691.30	-304,856.00	12/29/2023
931142ER0/001	WALMART INC	AFS	08/17/2026	10,000,000.00	9,188,042.30	9,193,711.30	5,669.00	12/29/2023
931142ER0/002	WALMART INC	AFS	08/17/2026	11,760,000.00	10,805,137.77	10,684,907.03	-120,230.74	11/30/2023
TOTAL FOR SECURITY TYPE CORP				85,913,000.00	83,567,557.86	82,728,842.76	-838,715.10	
SECURITY TYPE: FEDCOUP								
3130APHY4/001	FHLB	AFS	01/15/2024	25,000,000.00	23,460,043.86	23,448,061.50	-11,982.36	12/29/2023
3134GXG24/001	FHLMC	AFS	01/21/2024	13,000,000.00	12,898,380.63	12,840,384.18	-57,996.45	12/29/2023
3130ASM97/001	FHLB	AFS	01/24/2024	7,500,000.00	7,438,298.84	7,452,668.63	14,369.79	12/29/2023
3130ARTJ0/001	FHLB	AFS	01/25/2024	22,710,000.00	21,984,497.30	22,227,087.75	242,590.45	12/29/2023
3130APJ22/001	FHLB	AFS	01/28/2024	20,000,000.00	19,526,427.79	19,298,435.80	-227,991.99	12/29/2023
3134GXA27/001	FHLMC	AFS	02/12/2024	25,000,000.00	23,099,554.00	23,256,210.75	156,656.75	12/29/2023
31422XH21/001	FAMCA	AFS	02/15/2024	7,696,000.00	7,680,739.31	7,682,148.28	1,408.97	12/29/2023
3130AUZN7/001	FHLB	AFS	02/21/2024	25,000,000.00	24,997,120.98	24,983,867.50	-13,253.48	12/29/2023
3136G4W41/001	FNMA	AFS	02/25/2024	20,000,000.00	18,835,681.67	18,811,035.20	-24,646.47	12/29/2023
3134GXR63/001	FHLMC	AFS	02/28/2024	10,000,000.00	9,904,074.48	9,936,359.90	32,285.42	12/29/2023
3134GYSQ6/001	FREDDIE MAC	AFS	02/28/2024	25,000,000.00	24,978,140.13	24,985,791.50	7,651.37	12/29/2023
3130AT3H8/001	FHLB	AFS	03/08/2024	25,000,000.00	24,995,057.20	24,905,097.00	-89,960.20	12/29/2023
3130ATKJ5/001	FHLB	AFS	03/08/2024	25,000,000.00	24,978,288.53	24,948,909.50	-29,379.03	12/29/2023
3134GX2E3/001	FHLMC	AFS	03/20/2024	25,000,000.00	24,901,677.10	24,810,561.25	-91,115.85	12/29/2023
3130AQ4B6/001	FHLB	AFS	03/23/2024	30,000,000.00	29,084,468.86	28,972,814.40	-111,654.46	12/29/2023
3130AQ4B6/002	FHLB	AFS	03/23/2024	25,000,000.00	24,218,723.69	23,947,655.50	-271,068.19	11/30/2023
3135GAJ36/001	FNMA	AFS	03/27/2024	25,000,000.00	25,000,000.00	24,954,451.50	-45,548.50	12/29/2023
3130AMU67/001	FHLB	AFS	03/28/2024	20,000,000.00	19,840,970.71	19,533,989.80	-306,980.91	12/29/2023
3130AMU67/002	FHLB	AFS	03/28/2024	25,000,000.00	24,744,232.70	24,297,726.00	-446,506.70	11/30/2023
3130APDL6/001	FHLB	AFS	03/30/2024	6,960,000.00	6,581,091.94	6,601,060.83	19,968.89	12/29/2023
3135G05C3/001	FNMA	AFS	03/30/2024	25,000,000.00	23,488,636.42	23,692,825.25	204,188.83	12/29/2023

BOOK VALUE VS MARKET REPORT

Solano County Treasurer

INVESTMENT PORTFOLIO ACCOUNTING 23.4.0

LAST INTEREST ACCRUAL DATE: 12/31/2023

SECURITY ID/LOT NO.	DESCRIPTION	FAS115 CLASS	MATURITY/ CALL DATE	PAR VALUE	BOOK VALUE	MARKET VALUE	MARKET GAIN/LOSS	MARKET DATE
313384VT3/001	FHLB	AFS	04/18/2024	50,000,000.00	49,216,572.06	49,070,125.00	-146,447.06	12/11/2023
3130AVPL0/001	FHLB	AFS	04/24/2024	30,000,000.00	30,000,000.00	29,936,579.40	-63,420.60	12/29/2023
3134GYR79/001	FHLMC	AFS	05/08/2024	20,000,000.00	20,000,000.00	19,906,517.00	-93,483.00	12/29/2023
3130ASHK8/002	FHLB	AFS	06/14/2024	25,000,000.00	24,971,989.34	24,709,084.00	-262,905.34	11/30/2023
3130AT4D6/001	FHLB	AFS	06/14/2024	35,000,000.00	34,963,516.37	34,728,235.15	-235,281.22	12/29/2023
3130ATPY7/001	FHLB	AFS	06/14/2024	8,000,000.00	7,992,159.00	7,976,006.56	-16,152.44	12/29/2023
3130AV7F3/001	FHLB	AFS	06/14/2024	25,000,000.00	24,989,396.83	25,002,517.75	13,120.92	12/29/2023
3130ASDS5/001	FHLB	AFS	06/28/2024	10,000,000.00	9,884,981.54	9,881,800.80	-3,180.74	12/29/2023
3134GVQS0/001	FHLMC	AFS	06/28/2024	25,000,000.00	25,000,000.00	24,447,519.50	-552,480.50	12/29/2023
3134GVS9/001	FHLMC	AFS	07/01/2024	15,000,000.00	15,000,000.00	14,266,374.15	-733,625.85	12/29/2023
3130ASME6/001	FHLB	AFS	07/08/2024	40,000,000.00	39,972,769.76	39,539,642.00	-433,127.76	12/29/2023
3130ASME6/002	FHLB	AFS	07/08/2024	20,000,000.00	19,779,978.22	19,759,000.00	-20,978.22	12/12/2023
3133EL3R3/001	FFCB	AFS	08/12/2024	9,000,000.00	8,874,268.28	8,747,682.93	-126,585.35	12/29/2023
3130AGWK7/001	FHLB	AFS	08/15/2024	12,565,000.00	12,268,039.44	12,294,675.33	26,635.89	12/29/2023
3133ENG20/001	FFCB	AFS	08/15/2024	25,000,000.00	24,805,716.06	24,726,494.50	-79,221.56	12/29/2023
3133EL5D2/001	FFCB	AFS	08/26/2024	5,000,000.00	4,925,382.04	4,847,294.65	-78,087.39	12/29/2023
3133ENJ84/001	FFCB	AFS	08/26/2024	20,360,000.00	20,269,274.94	20,162,036.67	-107,238.27	12/29/2023
3130ASZH5/001	FHLB	AFS	08/28/2024	30,000,000.00	29,877,624.88	29,809,834.50	-67,790.38	12/29/2023
3130AVD41/001	FHLB	AFS	09/09/2024	50,000,000.00	50,031,084.67	50,098,770.50	67,685.83	12/29/2023
3130AT6G7/001	FHLB	AFS	09/13/2024	10,000,000.00	9,994,311.82	9,901,652.00	-92,659.82	12/29/2023
3133XVDG3/001	FHLB	AFS	09/13/2024	30,000,000.00	30,020,275.81	29,856,378.30	-163,897.51	12/29/2023
3130ATUR6/001	FHLB	AFS	12/13/2024	10,065,000.00	10,070,221.31	10,043,060.11	-27,161.20	12/29/2023
3134GY5V0/001	FHLMC	AFS	12/18/2024	20,000,000.00	20,000,000.00	20,016,357.20	16,357.20	12/29/2023
3130AUZC1/001	FHLB	AFS	03/14/2025	25,000,000.00	25,123,531.82	25,005,265.25	-118,266.57	12/29/2023
3133EPHE8/001	FFCB	AFS	04/28/2025	20,000,000.00	19,987,109.06	19,956,890.20	-30,218.86	12/29/2023
3133EPHE8/002	FFCB	AFS	04/28/2025	8,975,000.00	8,977,731.45	8,880,186.04	-97,545.41	11/30/2023
3130AWER7/001	FHLB	AFS	06/06/2025	41,690,000.00	41,370,249.85	41,929,740.43	559,490.58	12/29/2023
3135G04Z3/001	FNMA	AFS	06/17/2025	20,000,000.00	19,086,021.36	18,876,032.60	-209,988.76	12/29/2023
3135G04Z3/002	FNMA	AFS	06/17/2025	30,000,000.00	28,470,397.58	28,050,240.60	-420,156.98	11/30/2023
3133EPNB7/001	FFCB	AFS	06/20/2025	18,141,000.00	18,004,852.27	18,158,080.11	153,227.84	12/29/2023
3130AW2K5/001	FHLB	AFS	06/23/2025	25,000,000.00	25,000,000.00	24,780,304.25	-219,695.75	12/29/2023
3137EAEU9/001	FHLMC	AFS	07/21/2025	25,000,000.00	23,278,486.68	23,497,606.50	219,119.82	12/29/2023
3133EPRS6/001	FFCB	AFS	07/28/2025	15,000,000.00	14,968,383.02	15,093,260.55	124,877.53	12/29/2023
3130AWS92/001	FHLB	AFS	09/12/2025	20,000,000.00	19,919,007.63	20,140,459.40	221,451.77	12/29/2023
3133EPVY8/001	FFCB	AFS	09/15/2025	25,000,000.00	24,986,115.38	25,208,616.50	222,501.12	12/29/2023
3137EAEX3/001	FHLMC	AFS	09/23/2025	21,480,000.00	20,192,880.58	20,052,066.52	-140,814.06	12/29/2023
3133EPHF5/001	FFCB	AFS	10/27/2025	25,000,000.00	25,195,544.16	24,904,968.00	-290,576.16	12/29/2023

BOOK VALUE VS MARKET REPORT

Solano County Treasurer

INVESTMENT PORTFOLIO ACCOUNTING 23.4.0

LAST INTEREST ACCRUAL DATE: 12/31/2023

SECURITY ID/LOT NO.	DESCRIPTION	FAS115 CLASS	MATURITY/ CALL DATE	PAR VALUE	BOOK VALUE	MARKET VALUE	MARKET GAIN/LOSS	MARKET DATE
3130AXU63/001	FHLB	AFS	11/17/2026	25,000,000.00	25,311,308.88	25,364,426.75	53,117.87	12/29/2023
3133ELV92/001	FFCB	AFS	07/20/2027	22,925,000.00	19,805,053.05	20,455,548.57	650,495.52	12/29/2023
TOTAL FOR SECURITY TYPE FEDCOUP				1,326,067,000.00	1,305,220,341.28	1,301,668,472.29	-3,551,868.99	
SECURITY TYPE: MUNICIPAL								
801546QU9/001	SANTA CLARA COUNTY	AFS	08/01/2024	10,000,000.00	9,958,128.47	9,833,800.00	-124,328.47	12/29/2023
13063D2S6/001	CALIFORNIA ST	AFS	10/01/2024	15,000,000.00	15,083,895.31	15,047,400.00	-36,495.31	12/29/2023
13063D2S6/002	CALIFORNIA ST	AFS	10/01/2024	12,245,000.00	12,326,355.68	12,244,755.10	-81,600.58	11/30/2023
072024WQ1/001	BAY AREA CA TOLL	AFS	04/01/2025	10,837,000.00	10,724,635.38	10,503,220.40	-221,414.98	12/29/2023
13067WSW3/001	CALIFORNIA WATER RESOURCES	AFS	12/01/2026	10,000,000.00	9,414,136.50	9,077,000.00	-337,136.50	12/29/2023
TOTAL FOR SECURITY TYPE MUNICIPAL				58,082,000.00	57,507,151.34	56,706,175.50	-800,975.84	
SECURITY TYPE: MUNINAT								
574193UG1/001	MARYLAND STATE	AFS	03/01/2024	5,000,000.00	5,000,000.00	4,957,050.00	-42,950.00	12/29/2023
97705MUJ2/001	WISCONSIN STATE	AFS	05/01/2024	3,500,000.00	3,499,875.42	3,449,040.00	-50,835.42	12/29/2023
917542QV7/001	STATE OF UTAH	AFS	07/01/2025	5,517,275.05	5,457,988.48	5,450,295.33	-7,693.15	12/29/2023
882723B24/001	TEXAS ST	AFS	10/01/2025	4,000,000.00	3,898,080.58	3,866,200.00	-31,880.58	12/29/2023
882723B32/001	TEXAS ST	AFS	10/01/2025	5,000,000.00	4,896,118.79	4,820,900.00	-75,218.79	12/29/2023
TOTAL FOR SECURITY TYPE MUNINAT				23,017,275.05	22,752,063.27	22,543,485.33	-208,577.94	
SECURITY TYPE: SOL								
834SCFCP7L/001	SOLANO CTY 2013 COPS	AFS	11/15/2024	415,000.00	415,000.00	415,000.00	0.00	12/31/2023
834SCFCP7M/001	SOLANO CTY 2013 COPS	AFS	11/15/2025	430,000.00	430,000.00	430,000.00	0.00	12/31/2023
834SCFCP7N/001	SOLANO CTY 2013 COPS	AFS	11/15/2026	445,000.00	445,000.00	445,000.00	0.00	12/31/2023
834SCFCP7O/001	SOLANO CTY 2013 COPS	AFS	11/15/2027	460,000.00	460,000.00	460,000.00	0.00	12/31/2023
TOTAL FOR SECURITY TYPE SOL				1,750,000.00	1,750,000.00	1,750,000.00	0.00	
SECURITY TYPE: TREASURY								
912797GC5/001	US TREASURY	AFS	01/11/2024	25,000,000.00	24,959,672.48	24,967,332.25	7,659.77	12/29/2023
912797JA6/001	US TREASURY	AFS	01/23/2024	25,000,000.00	24,915,826.94	24,923,170.25	7,343.31	12/29/2023
912797JN8/001	US TREASURY	AFS	04/16/2024	70,000,000.00	68,918,118.52	68,936,632.10	18,513.58	12/29/2023
912828XT2/001	US TREASURY	AFS	05/31/2024	50,000,000.00	49,906,888.90	49,333,984.50	-572,904.40	12/29/2023
91282CCG4/001	US TREASURY	AFS	06/15/2024	50,000,000.00	49,510,110.78	48,908,203.00	-601,907.78	12/29/2023
91282CCL3/001	US TREASURY	AFS	07/15/2024	20,000,000.00	19,577,080.48	19,504,687.60	-72,392.88	12/29/2023
91282CCL3/002	US TREASURY	AFS	07/15/2024	30,000,000.00	29,205,807.16	29,109,375.00	-96,432.16	11/30/2023
912828Y87/001	US TREASURY	AFS	07/31/2024	30,000,000.00	29,407,988.65	29,433,984.30	25,995.65	12/29/2023

BOOK VALUE VS MARKET REPORT

Solano County Treasurer

INVESTMENT PORTFOLIO ACCOUNTING 23.4.0

LAST INTEREST ACCRUAL DATE: 12/31/2023

SECURITY ID/LOT NO.	DESCRIPTION	FAS115 CLASS	MATURITY/ CALL DATE	PAR VALUE	BOOK VALUE	MARKET VALUE	MARKET GAIN/LOSS	MARKET DATE
9128282Y5/001	US TREASURY	AFS	09/30/2024	10,000,000.00	10,009,134.62	9,794,921.90	-214,212.72	12/29/2023
91282CDB4/001	US TREASURY	AFS	10/15/2024	25,000,000.00	24,141,302.58	24,179,687.50	38,384.92	12/29/2023
91282CEQ0/001	US TREASURY	AFS	05/15/2025	30,000,000.00	29,023,325.02	29,293,359.30	270,034.28	12/29/2023
912828K74/001	US TREASURY	AFS	08/15/2025	25,000,000.00	24,588,902.58	24,061,523.50	-527,379.08	12/29/2023
TOTAL FOR SECURITY TYPE TREASURY				390,000,000.00	384,164,158.71	382,446,861.20	-1,717,297.51	
TOTAL FOR PORTFOLIO POOL				1,884,829,275.05	1,854,961,272.46	1,847,843,837.08	-7,117,435.38	



Solano County Treasury Statement of Assets

December 31, 2023

Fiscal Year 2024
December

Cash & Cash Equivalents

Total Cash & Cash Equivalents \$244,875,653.92

Non Cash Assets

Total Non Cash Assets \$11,101,672.96

Investments

Securities \$1,847,843,837.08

Total Investments \$1,847,843,837.08

Total Pooled Investment At Market Value \$2,103,821,163.96

Mark to Market Equity (\$7,117,435.38)

Total Pooled Investments At Book Value \$2,110,938,599.34

Other Treasury Holdings

Other Treasury Holdings \$42,553,460.09

PARS115 \$33,416,287.19

Total Other Treasury Holdings \$75,969,747.28

TOTAL ASSETS AT MARKET VALUE \$2,179,790,911.24

Exception Items

Pending Apportionment \$7,605,313.21

Deposits

Total Deposits in Treasury \$2,179,461,520.09

TOTAL LIABILITIES \$2,187,066,833.30

Equity \$0.00

Mark to Market Equity (\$7,117,435.38)

115 Trust Mark to Market Equity (\$160,569.04)

VCUSD iBank Mark to Market Equity \$2,082.36

Total Mark to Market \$7,275,922.06

Treasury Pool Net Income \$7,605,313.21

All Other Net Income (\$7,605,313.21)

Net Income to be Apportioned All Treasury Holdings \$0.00

TOTAL EQUITY (\$7,275,922.06)

NET ASSET VALUE OF POOLED INVESTMENTS* 0.9966



Solano County Treasury Statement of Assets

December 31, 2023

Fiscal Year 2024

December

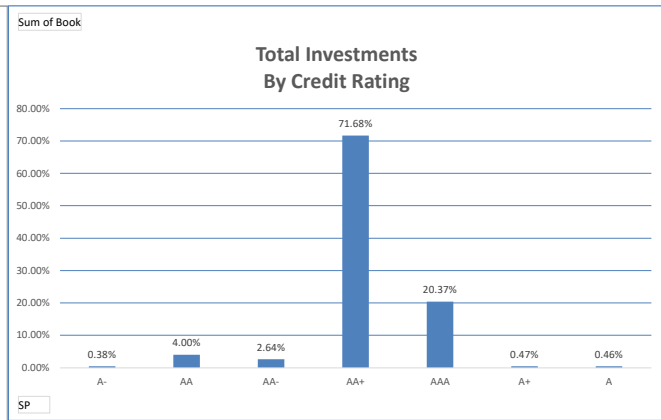
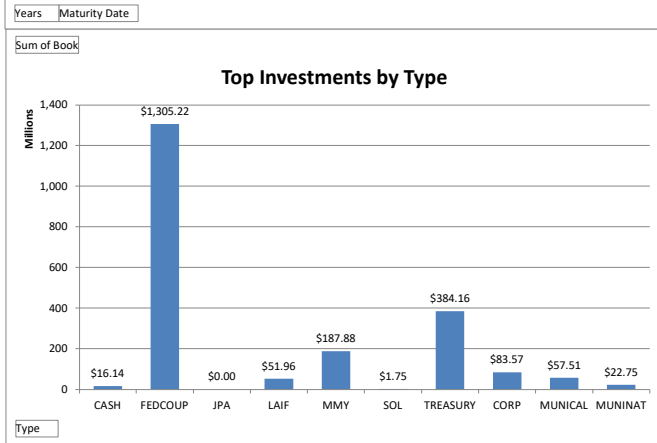
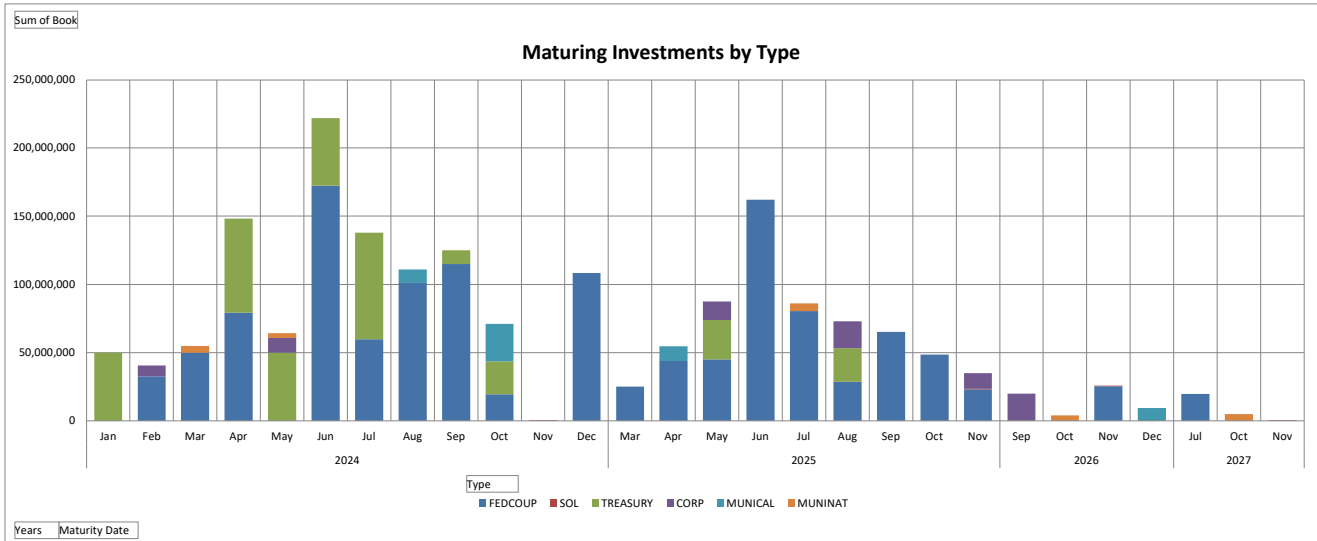
A handwritten signature in blue ink, appearing to read "Charles Lomeli".

Charles Lomeli: Treasurer - Tax Collector - County Clerk

1-23-24

Date

Solano County Treasury
Treasurer Charles Lomeli
 Portfolio Statistical Graphs
 December 31, 2023





Solano County Treasury Balance Sheet

December 31, 2023

12/31/2023

ASSETS

Cash & Cash Equivalents

Physical Cash	\$1,980.00
Sealed Bags	\$314,513.75
Total Cash on Hand	\$316,493.75

Wells Fargo Deposit Account	\$2,077,438.00
Bank of America Deposit Account	\$1,246,038.40
Chase Bank Deposit Account	\$1,182,185.51
Wells Fargo HUD Account	\$9,556.46
First Northern Bank Lake Solano Park	\$103,062.63
Bank of Stockton	\$104,305.64
Total Cash in Bank	\$4,722,586.64

WF Money Market Account	\$1,288,633.40
US Bank Safekeep Money Market Account	\$418,239.58
CAMP Money Market Account	\$62,708,136.51
CalTrust Liquidity Fund	\$56,914,780.40
Blackrock FedFund	\$66,548,945.00
Total Cash in Money Markets	\$187,878,734.89

LAIF	\$51,957,838.64
Total LAIF	\$51,957,838.64

Total Cash & Cash Equivalents	\$244,875,653.92
--	-------------------------

Non Cash Assets

Acc Int LAIF	\$551,279.12
Acc Int Investment Securities	\$10,456,013.44
Total Accrued Interest	\$11,007,292.56

Asset Suspense	\$20.40
Credit Card Delayed Receipt	\$610.00
Matured Invest Delayed Receipt	\$93,750.00
Total Items in Transit	\$94,380.40

Total Non Cash Assets	\$11,101,672.96
------------------------------	------------------------

Mutual Funds

Total Mutual Funds	\$0.00
---------------------------	---------------

Securities

Solano County Bonds Par	\$1,750,000.00
US Treasuries Par	\$390,000,000.00
US Treasuries Premium	\$9,134.62
US Treasuries Discount	(\$5,844,975.91)



Solano County Treasury Balance Sheet

December 31, 2023

	12/31/2023
US Treasuries Mk to Mkt	(\$1,717,297.51)
Municipals Par	\$81,099,275.05
Municipals Premium	\$165,250.99
Municipals Discount	(\$1,005,311.43)
Municipals Mk to Mkt	(\$1,009,553.78)
Fed Agencies Par	\$1,326,067,000.00
Fed Agencies Premium	\$689,698.10
Fed Agencies Discount	(\$21,536,356.82)
Fed Agencies Mk to Mkt	(\$3,551,868.99)
Corporates Par	\$85,913,000.00
Corporates Premium	\$35,547.30
Corporates Discount	(\$2,380,989.44)
Corporates Mk to Mkt	(\$838,715.10)
Total Securities	\$1,847,843,837.08

Total Investments	\$1,847,843,837.08

Total Pool at Market Value	\$2,103,821,163.96
<u>Other Treasury Holdings</u>	
VCUSD iBank Muni Fund	\$27,266,361.77
VCUSD iBank Muni Fund Mk to Mkt	\$2,082.36
2005 Pension Obligation Bonds	\$4,984,288.68
2013 Cops	\$1,864.44
2017 Cops	\$13,786.76
2021 Cops	\$10,285,076.08

Total Bond Proceeds	\$42,553,460.09
115 Trust Money Markets	\$872,611.97
115 Trust Accrued Interest	\$35,800.33
115 Trust Money Market Mark to Market	(\$27.27)
115 Trust US Treasuries Par	\$9,000,000.00
115 Trust US Treasuries Discount	(\$277,903.62)
115 Trust US Treasuries Mk to Mkt	\$75,403.62
115 Trust Fed Agencies Par	\$20,000,000.00
115 Trust Fed Agencies Discount	(\$5,162.35)
115 Trust Fed Agencies Mk to Mkt	(\$214,754.60)
115 Trust Corporates Par	\$1,000,000.00
115 Trust Corporates Discount	(\$48,490.10)
115 Trust Corporates Mk to Mkt	\$2,209.21
115 Trust Municipals Par	\$3,000,000.00
115 Trust Municipals Mk to Mkt	(\$23,400.00)

Total 115 Trust	\$33,416,287.19

Total Deposits With Others	\$75,969,747.28
	=====



Solano County Treasury Balance Sheet

December 31, 2023

12/31/2023

Total Other Treasury Holdings	\$75,969,747.28
TOTAL ASSETS	\$2,179,790,911.24

LIABILITIES

Exception Items

Pending Apportionment	\$7,605,313.21
Total Bank Exceptions	\$7,605,313.21

Total Investment Portfolio Exceptions **\$0.00**

Total Auditor - Controller Exceptions **\$0.00**

Total Exception Items **\$7,605,313.21**

Auditor - Controller Fund Balance

OneSolution Cash in Treasury \$2,103,333,286.13

Total OneSolution Cash **\$2,103,333,286.13**

OneSolution Bond Proceeds Dep With Others \$15,285,015.96

OneSolution Pars 115 Trust \$33,576,856.23

OneSolution VCUSD iBank 5390160 \$27,266,361.77

Total OneSolution Deposits With Others **\$76,128,233.96**

Total Auditor - Controller Fund Balance **\$2,179,461,520.09**

TOTAL LIABILITIES	\$2,187,066,833.30
--------------------------	---------------------------

EQUITY

Total Retained Earnings **\$0.00**

Total Pool Mark to Market Equity (\$7,117,435.38)

115 Trust Mark to Market Equity (\$160,569.04)

VCUSD iBank Mark to Market Equity \$2,082.36

Total Market to Market **(\$7,275,922.06)**

Net Income **\$0.00**



Solano County Treasury Balance Sheet

December 31, 2023

	12/31/2023
TOTAL EQUITY	(\$7,275,922.06)

	=====
TOTAL LIABILITIES & EQUITY	\$2,179,790,911.24
	=====



Solano County Treasury
 Treasurer Charles Lomeli
 Balance Sheet (AVE)
 December 31, 2023

Fiscal Year 2024
 December

ASSETS

Cash & Cash Equivalents

Physical Cash	\$1,980.00
Sealed Bags	\$298,441.90
Deposits in Transit	\$229,661.65
Total Cash on Hand	\$530,083.55

Wells Fargo Deposit Account	\$6,148,654.10
Bank of America Deposit Account	\$2,015,329.40
Chase Bank Deposit Account	\$8,541,376.49
Wells Fargo HUD Account	\$171,175.47
First Northern Bank Lake Solano Park	\$102,529.37
Bank of Stockton	\$103,237.41
Total Cash in Bank	\$17,082,302.24

WF Money Market Account	\$20,805,347.25
BAC Money Market Account	\$823,976.86
US Bank Safekeep Money Market Account	\$846,440.34
CAMP Money Market Account	\$54,620,195.40
CalTrust Liquidity Fund	\$69,778,932.65
Blackrock FedFund	\$76,991,458.93
Total Cash in Money Markets	\$223,866,351.42

LAIF	\$51,957,838.64
Total LAIF	\$51,957,838.64

Total Cash & Cash Equivalents	\$293,436,575.86
--	-------------------------

Non Cash Assets

Acc Int LAIF	\$388,572.79
Acc Int Investment Securities	\$10,033,222.09
Total Accrued Interest	\$10,421,794.88

Asset Suspense	\$1.97
Credit Card Delayed Receipt	\$40,320.32
Matured Invest Delayed Receipt	\$42,217.74
Total Items in Transit	\$82,540.04

Total Non Cash Assets	\$10,504,334.92
------------------------------	------------------------

Mutual Funds

Total Mutual Funds	\$0.00
---------------------------	---------------

Securities

Solano County Bonds Par	\$1,750,000.00
US Treasuries Par	\$370,000,000.00



Solano County Treasury

Treasurer Charles Lomeli

Balance Sheet (AVE)

December 31, 2023

	Fiscal Year 2024 December
US Treasuries Premium	\$10,097.64
US Treasuries Discount	(\$5,642,968.69)
US Treasuries Mk to Mkt	(\$2,443,911.32)
Municipals Par	\$81,099,275.05
Municipals Premium	\$183,024.12
Municipals Discount	(\$1,041,741.39)
Municipals Mk to Mkt	(\$1,502,151.47)
Fed Agencies Par	\$1,296,712,161.29
Fed Agencies Premium	\$513,717.06
Fed Agencies Discount	(\$22,439,484.26)
Fed Agencies Mk to Mkt	(\$8,158,104.29)
Commercial Paper Par	\$15,322,580.65
Commercial Paper Discount	(\$43,103.45)
Commercial Paper Mk to Mkt	(\$3,070.95)
Corporates Par	\$85,913,000.00
Corporates Premium	\$37,307.09
Corporates Discount	(\$2,481,960.58)
Corporates Mk to Mkt	(\$973,356.16)
Total Securities	\$1,806,811,310.34
Total Investments	\$1,806,811,310.34
Total Pool	\$2,110,752,221.11
<u>Other Treasury Holdings</u>	
VCUSD iBank Muni Fund	\$27,191,342.37
VCUSD iBank Muni Fund Mk to Mkt	\$2,082.36
2005 Pension Obligation Bonds	\$4,963,587.73
2013 Cops	\$1,003.23
2017 Cops	\$13,731.41
2021 Cops	\$10,305,823.77
Total Bond Proceeds	\$42,477,570.87
115 Trust Cash	(\$393,192.74)
115 Trust Money Markets	\$1,351,876.28
115 Trust Accrued Interest	\$194,278.77
115 Trust Money Market Mark to Market	\$27.44
115 Trust US Treasuries Par	\$9,000,000.00
115 Trust US Treasuries Discount	(\$293,673.98)
115 Trust US Treasuries Mk to Mkt	\$27,552.49
115 Trust Fed Agencies Par	\$20,000,000.00
115 Trust Fed Agencies Discount	(\$6,162.44)
115 Trust Fed Agencies Mk to Mkt	(\$252,068.09)
115 Trust Corporates Par	\$677,419.35
115 Trust Corporates Discount	(\$34,093.23)
115 Trust Corporates Mk to Mkt	\$71.26
115 Trust Municipals Par	\$3,000,000.00



Solano County Treasury
Treasurer Charles Lomeli
Balance Sheet (AVE)
December 31, 2023

	Fiscal Year 2024 December
115 Trust Municipals Mk to Mkt	(\$29,922.58)
Total 115 Trust	\$33,242,112.53
Total OPEB Trust	\$0.00
Total Other Treasury Holdings	\$75,719,683.40
TOTAL ASSETS	\$2,186,471,904.51

LIABILITIES

Exception Items

In Bank Pending Permit	(\$0.00)
Pending Apportionment	\$3,068,524.28
Total Bank Exceptions	\$3,068,524.28
Total Investment Portfolio Exceptions	\$0.00
Total Auditor - Controller Exceptions	\$0.00
Total Exception Items	\$3,068,524.28

Auditor - Controller Fund Balance

OneSolution Cash in Treasury	\$2,120,477,914.69
Total OneSolution Cash	\$2,120,477,914.69
OneSolution Bond Proceeds Dep With Others	\$15,284,146.14
OneSolution Pars 115 Trust	\$33,479,298.76
OneSolution VCUSD iBank 5390160	\$27,191,342.37
Total OneSolution Deposits With Others	\$75,954,787.27
Total Auditor - Controller Fund Balance	\$2,196,432,701.96

TOTAL LIABILITIES	\$2,199,501,226.24
--------------------------	---------------------------

EQUITY

Total Retained Earnings	\$0.00
Total Pool Mark to Market Equity	(\$13,080,594.20)
115 Trust Mark to Market Equity	(\$254,339.48)



Solano County Treasury
Treasurer Charles Lomeli
Balance Sheet (AVE)
December 31, 2023

	Fiscal Year 2024 December
VCUSD iBank Mark to Market Equity	\$2,082.36
Total Market to Market	(\$13,332,851.32)
Net Income	\$303,529.59
TOTAL EQUITY	(\$13,029,321.73)
TOTAL LIABILITIES & EQUITY	\$2,186,471,904.51



Solano County Treasury
 Treasurer Charles Lomeli
 Balance Sheet (PER)
 December 31, 2023

Fiscal Year 2024
 December

TREASURY POOL

Cash & Cash Equivalents

Cash on Hand	\$316,493.75	0.02%
Cash in Bank	\$4,722,586.64	0.22%
Cash in Money Markets	\$187,878,734.89	8.93%
LAIF	\$51,957,838.64	2.47%
Total Cash & Cash Equivalents		11.64%

Non Cash Assets

Non Cash Assets	\$11,101,672.96	0.53%
Total Non Cash Assets		0.53%

Mutual Funds

Mutual Funds	\$0.00	0.00%
Total Mutual Funds		0.00%

Securities

US Treasuries	\$382,446,861.20	18.18%
Federal Agencies	\$1,301,668,472.29	61.87%
Corporates	\$82,728,842.76	3.93%
Municipals	\$80,999,660.83	3.85%
		0.00%
		0.00%
Total Securities		87.83%

TOTAL TREASURY POOL

100.00%

115 TRUST

Cash & Cash Equivalents



Solano County Treasury
 Treasurer Charles Lomeli
 Balance Sheet (PER)
 December 31, 2023

	Fiscal Year 2024 December
115 Trust Money Markets	0.00% \$872,611.97 2.61%
Total Cash and Cash Equivalent s	2.61%
<u>Non Cash Assets</u>	
115 Trust Accrued Interest	\$35,800.33 0.11% 0.00%
Total Non Cash Assets	0.11%
<u>Mutual Funds</u>	
Total Mutual Funds	0.00%
<u>Securities</u>	
US Treasuries	\$8,797,500.00 26.33%
Federal Agencies	\$19,780,083.05 59.19%
Corporates	\$953,719.11 2.85%
Municipals	\$2,976,600.00 8.91%
Total Securities	97.28%
TOTAL 115 TRUST	100.00%



Solano County Treasury
Treasurer Charles Lomeli
Statement of Income
December 31, 2023

Fiscal Year 2024
December

POOL INCOME

Short Term Investments

Bank Deposit Income	\$0.00
Total Bank Deposit	\$0.00

Wells Fargo	\$22,229.15
B of A	\$723.28
US Bank	\$3,293.98
CAMP	\$257,539.15
CalTrust BlackRock TempFund Income	\$330,376.01
BlackRock FedFund Income	\$342,735.61
Total Money Markets	\$956,897.18

LAIF	\$168,129.87
Total LAIF	\$168,129.87

Total Short Term Income	\$1,125,027.05
--------------------------------	-----------------------

Mutual Funds

Total Mutual Fund Income	\$0.00
---------------------------------	---------------

Long Term Investments

Interest Earnings 53601A	\$4,870.82
Premium Amortization	\$0.00
Discount Accretion	\$0.00
Gain/Loss on Sale	\$0.00
Total County Bonds	\$4,870.82

Interest Earnings 53601B	\$274,778.28
Premium Amortization	(\$995.12)
Discount Accretion	\$970,513.80
Gain/Loss on Sale	\$0.00
Total US Treasuries	\$1,244,296.96

Interest Earnings 53601C	\$212,909.73
Premium Amortization	(\$18,365.57)
Discount Accretion	\$37,644.29
Gain/Loss on Sale	\$0.00
Total Municipals	\$232,188.45

Interest Earnings 53601F	\$3,285,471.89
Premium Amortization	(\$27,602.93)
Discount Accretion	\$1,391,944.93
Gain/Loss on Sale	\$0.00
Total Fed Agency	\$4,649,813.89



Solano County Treasury
Treasurer Charles Lomeli
Statement of Income
December 31, 2023

Fiscal Year 2024
December

Interest Earnings 53601G	\$0.00
Premium Amortization	\$0.00
Discount Accretion	\$70,326.68
Gain/Loss on Sale	\$0.00
Total Commercial Paper	\$70,326.68

Interest Earnings 53601H	\$0.00
Premium Amortization	\$0.00
Discount Accretion	\$0.00
Gain/Loss on Sale	\$0.00
Total Certificates of Deposit	\$0.00

Interest Earnings 53601J	\$176,270.97
Premium Amortization	(\$1,818.45)
Discount Accretion	\$104,336.84
Gain/Loss on Sale	\$0.00
Total Corporates	\$278,789.36

Interest Earnings 53601Q	\$0.00
Premium Amortization	\$0.00
Discount Accretion	\$0.00
Gain/Loss on Sale	\$0.00
Total Supranational Bonds	\$0.00

Total Long Term Income	\$6,480,286.16
-------------------------------	-----------------------

Total Income	\$7,605,313.21
---------------------	-----------------------

Treasury Operating Costs

Interest Apportionment Expense	\$7,605,313.21
Total Treasury Apportioned	(\$7,605,313.21)

Total Expense	(\$7,605,313.21)
----------------------	-------------------------

TREASURY POOL UNAPPORTIONED	\$0.00
------------------------------------	---------------

115 TRUST

Short Term Investments

115 Trust Cash & Money Mkt Income	\$4,333.50
Total Cash & Money Markets	\$4,333.50

Mutual Funds

Total Mutual Funds	\$0.00
---------------------------	---------------

Long Term Investments



Solano County Treasury Treasurer Charles Lomeli Statement of Income December 31, 2023

Fiscal Year 2024

December

115 Trust US Treasuries Income	\$38,212.03
115 Trust Fed Agencies Income	\$56,075.08
115 Trust Corporates Income	\$2,554.90
115 Trust Municipals Income	\$4,686.67
Total Long Term Investments	\$101,528.68

Total Income

\$105,862.18

Management Costs

115 Trust Earnings Distribution	\$100,809.39
115 Trust Safekeeping Expense	\$1,301.86
115 Trust PARS Expenses	\$3,750.93
Total 115 Trust Management Charges	\$5,052.79

Total Expense

\$105,862.18

115 TRUST NET INCOME

\$0.00



Solano County Treasury Treasurer Charles Lomeli Yield Analysis December 31, 2023

Fiscal Year 2024
December
Yield

YIELDS

Bank Deposits	0.000%
Wells Fargo Money Market	1.261%
Bank Of America Money Market	1.036%
Union Bank Money Market	4.595%
Camp	5.567%
Cal Trust Money Market	0.000%

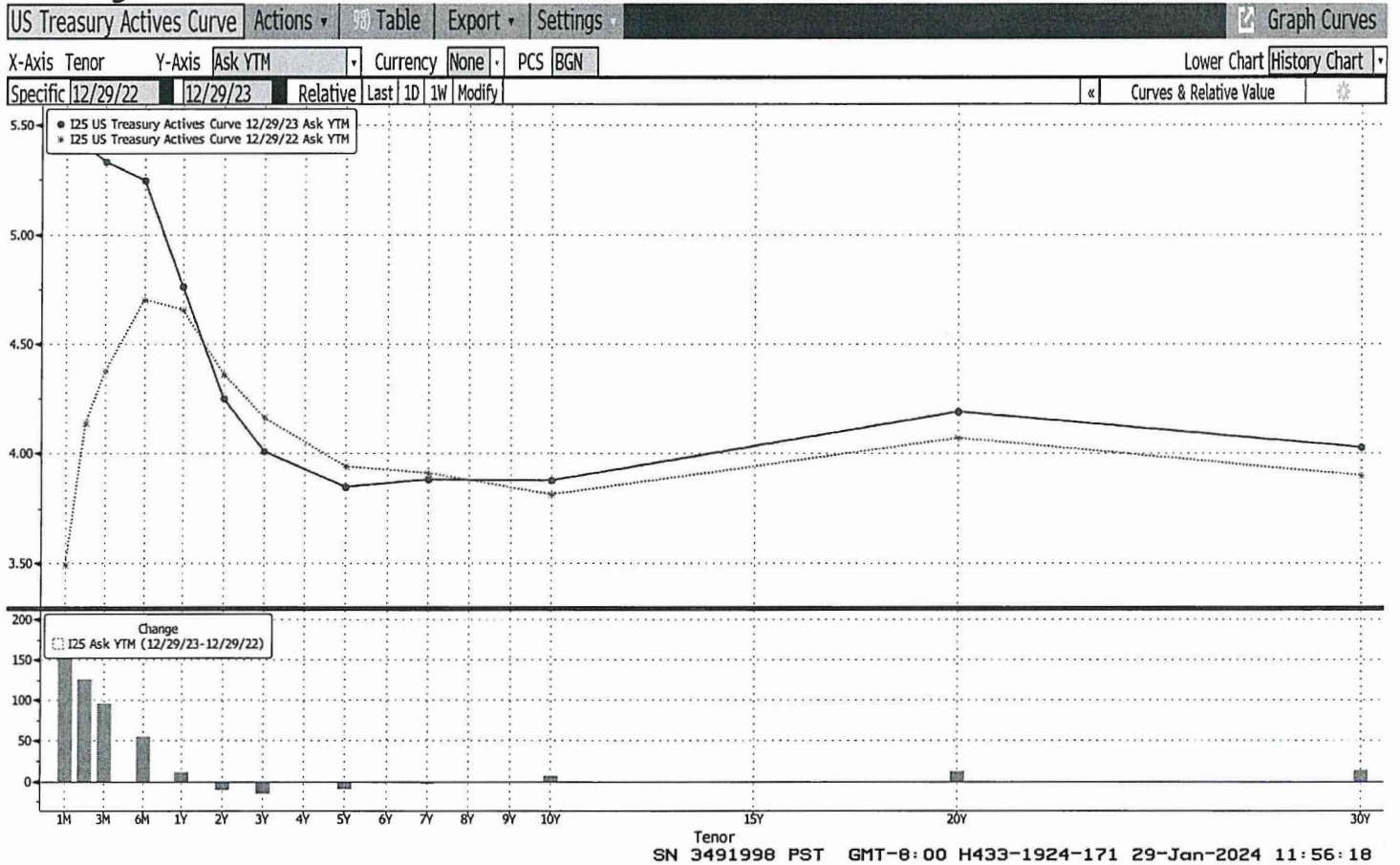
Wt Ave Of All MMY	5.047%
Local Agency Investment Fund	3.820%
Cal Trust Short	0.000%
Cal Trust Short TR	0.000%
Cal Trust Medium	0.000%
Cal Trust Medium TR	0.000%

Wt Ave of All Mutual Funds	0.000%
Wt Ave of All Mutual Funds TR	0.000%
Solano County Bonds	3.286%
Solano County Bonds TR	3.286%
US Treasury Securities	4.032%
US Treasury Securities TR	4.032%
Municipals	3.416%
Municipals TR	3.416%
Federal Agencies	4.306%
Federal Agencies TR	4.306%
Commercial Paper	5.434%
Commerical Paper TR	5.434%
Certificates of Deposit	0.000%
Cerificates of Deposit TR	0.000%
Corporate Securities	3.943%
Corporate Securities TR	3.943%
Sovereign Securities	0.000%
Sovereign Securities TR	0.000%

Wt Ave Of All Securities	4.204%
Wt Ave Of All Securities TR	4.204%

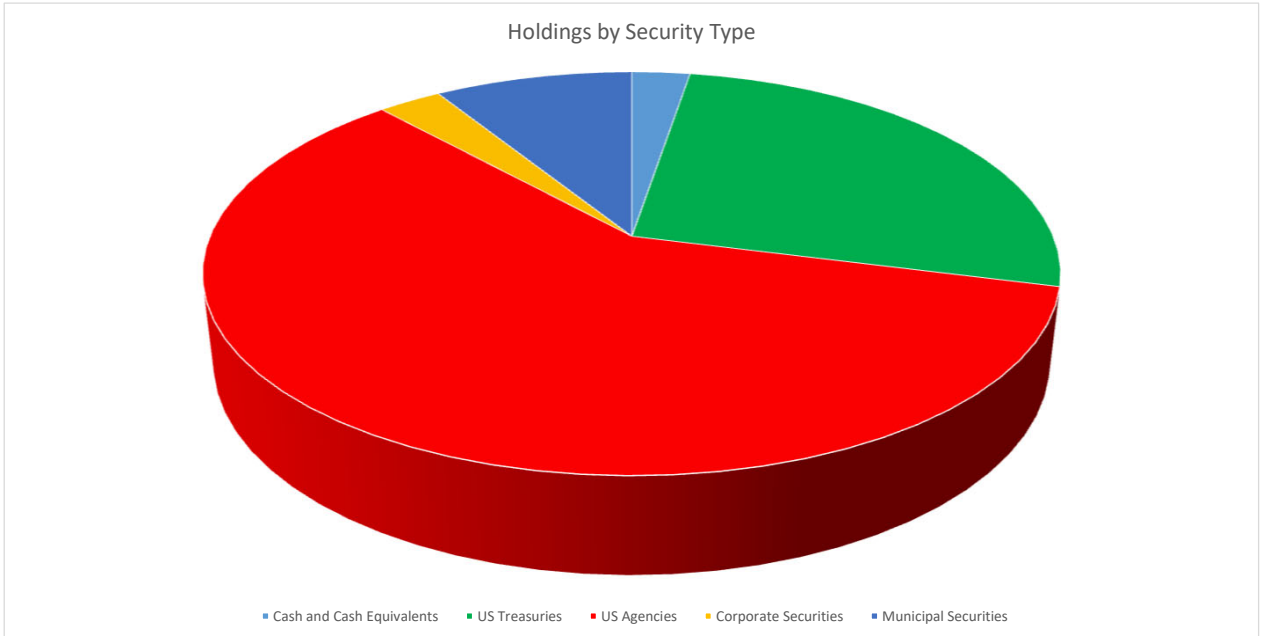
Total Pool	4.249%
Total Pool TR	4.249%
Bond Yield	0.000%
PARS 115 Yield	3.760%

Running as C15. Run GC for more features.



Solano County
PARS 115 Trust
Account Summary Report
December 31, 2023

Holdings by Security Type	Acquisition Cost	Book Value	Market Value
Cash and Cash Equivalents	872,611.97	872,611.97	872,584.70
US Treasuries	8,658,632.81	8,722,096.38	8,797,500.00
US Agencies	19,978,535.00	19,994,837.65	19,780,083.05
Corporate Securities	949,580.00	951,509.90	953,719.11
Municipal Securities	3,000,000.00	3,000,000.00	2,976,600.00
Total Security Holdings	33,459,359.78	33,541,055.90	33,380,486.86
Accrued Income	35,800.33	35,800.33	35,800.33
Grand Total	33,495,160.11	33,576,856.23	33,416,287.19
Estimated Annual Income			1,246,441.80
Yield on Total Assets			3.75%



Report "of commission fees and other fees paid to persons not employed by the local agency for services in connection with investments under this article" in accordance with California Government Code §53216.4

Recipient	Charges*
US Bank: Securities Custody Services	\$ 31,824.15
Public Agency Retirement Services (PARS): Plan Administration	\$ 88,926.36

* Total fees paid to named recipient in the twelve months preceeding the reporting date.

BOOK VALUE VS MARKET REPORT

Solano County Treasurer

INVESTMENT PORTFOLIO ACCOUNTING 23.4.0

LAST INTEREST ACCRUAL DATE: 12/31/2023

SECURITY ID/LOT NO.	DESCRIPTION	FAS115 CLASS	MATURITY/ CALL DATE	PAR VALUE	BOOK VALUE	MARKET VALUE	MARKET GAIN/LOSS	MARKET DATE
PORTFOLIO: PARS115								
SECURITY TYPE: 115CORPS								
037833DT4/001	APPLE INC	AFS	05/11/2025	1,000,000.00	951,509.90	953,719.11	2,209.21	12/29/2023
SECURITY TYPE: 115FEDAG								
3130ASHK8/001	FHLB	AFS	06/14/2024	15,000,000.00	14,994,837.65	14,865,041.10	-129,796.55	12/29/2023
3130AW2K5/003	FHLB	AFS	06/23/2025	5,000,000.00	5,000,000.00	4,915,041.95	-84,958.05	11/30/2023
TOTAL FOR SECURITY TYPE 115FEDAG				20,000,000.00	19,994,837.65	19,780,083.05	-214,754.60	
SECURITY TYPE: 115MUNI								
574193UG1/002	MARYLAND STATE	AFS	03/01/2024	1,000,000.00	1,000,000.00	987,600.00	-12,400.00	11/30/2023
68607V3H6/001	OREGON ST DEPT	AFS	04/01/2024	2,000,000.00	2,000,000.00	1,989,000.00	-11,000.00	12/29/2023
TOTAL FOR SECURITY TYPE 115MUNI				3,000,000.00	3,000,000.00	2,976,600.00	-23,400.00	
SECURITY TYPE: 115UST								
91282CEU1/001	US TREASURY	AFS	06/15/2025	9,000,000.00	8,722,096.38	8,797,500.00	75,403.62	12/29/2023
TOTAL FOR PORTFOLIO PARS115				33,000,000.00	32,668,443.93	32,507,902.16	-160,541.77	