# SOLANO COUNTY
# HEART DISEASE INDICATORS

**Emergency Department Discharge Rate, by Zip Code, Age-adjusted 2012 (per 10,000 population)**

- 0.0-128.9
- 129.0-163.9
- 164.0-207.9
- 208.0-248.9
- 249.0+

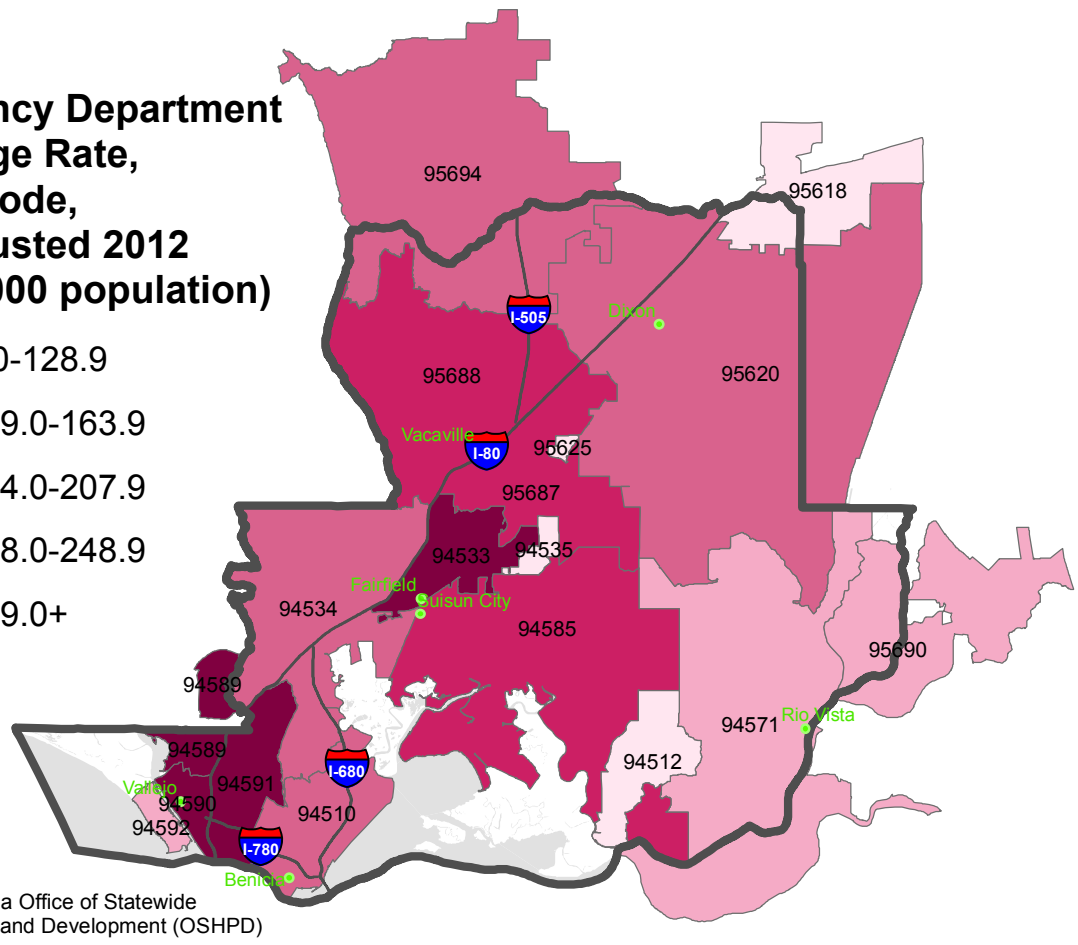


Source: California Office of Statewide Health Planning and Development (OSHPD)

Emergency department discharge rate for heart disease in **Solano County** was **2.2X** the California rate.

ED discharge rate for heart disease among **African Americans** was **1.3X** the rate among non-Hispanic Whites.

Solano County: 246.4 per 10,000 population
African Americans: 429.3 per 10,000 population
non-Hispanic Whties: 333.8 per 10,000 population
California: 112.6 per 10,000 population
Source: Office of Statewide Health Planning and Development. 2012.

**Hospitalization Rate, by Zip Code, Age-adjusted, 2012 (per 10,000 population)**

- 0.0-153.9
- 154.0-186.9
- 18.70-220.9
- 221.0-261.9
- 262.0+

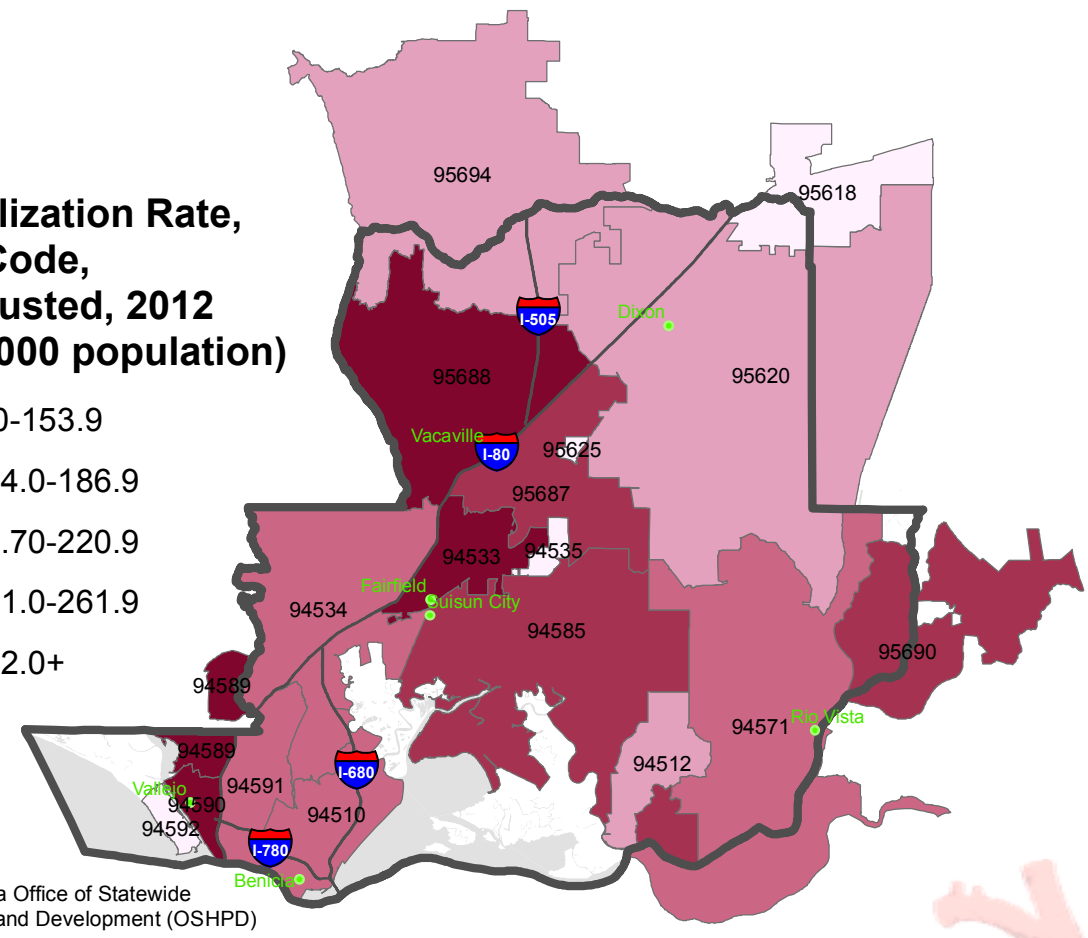


Source: California Office of Statewide Health Planning and Development (OSHPD)

**HOSPITALIZATION RATE:**

**Solano County: 234.8 per 10,000**

**California: 222.0 per 10,000**

Source: California Office of Statewide Health Planning and Development (OSHPD)

**Percentage of adults 18 years old and older with heart disease:**

**Solano County: 8.2%**

California: 5.9%

Source: California Health Interview Survey, Center for Health Policy Research, UCLA, 2012-2014

**1 IN 12**

**Solano County adults 18 years old and older has heart disease**

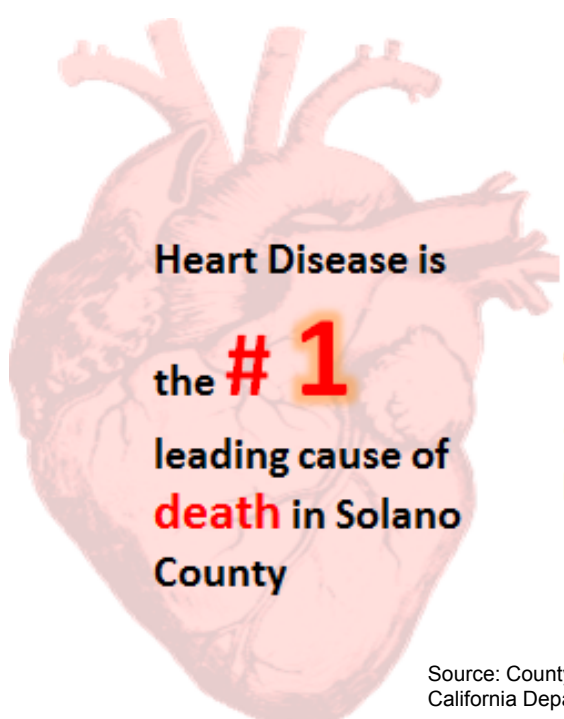

**Heart Disease is the # 1 leading cause of death in Solano County**

**Causing an average of 312 deaths per year in 2012-2014**

Source: County Health Status Profile, California Department of Public Health, 2016

**DEATH RATE:**

**Solano County: 71.5 per 100,000**

**California: 96.6 per 100,000**

Source: County Health Status Profile, California Department of Public Health, 2016

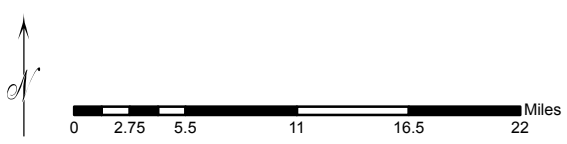


Prepared by Solano County Public Health Epidemiology Unit, August 2016